



# STRETCH

Deepening our competence.  
Widening our horizon.

**Balrampur Chini Mills Limited**  
Integrated Annual Report 2023-24



# Contents

## Corporate Overview

04	Corporate snapshot
08	Our multi-year financial performance
16	Chairman and Managing Director's statement
20	Chief Financial Officer's review
24	Review of cane development programme by Ms. Avantika Saraogi
28	Company Secretary and Head CSR's review
31	Our proposed diversification
39	How we invested in our showpiece Gularia and Kumbhi plants
53	How we have enriched our stakeholders
57	Our Integrated Value Creation Report
64	Our Natural Capital
68	How we moderated our carbon footprint
80	Our Financial Capital
84	Our Manufactured Capital
90	Our Intellectual Capital
93	Our Human Capital
98	Our Social and Relationship Capital
106	Balrampur and Governance
116	Management Discussion and Analysis

## Statutory Report

127	Report of the Board of Directors
151	Corporate Governance Report
174	Secretarial Audit Report
177	Business Responsibility and Sustainability Report (BRSR)

## Financial Section

225	Standalone Financial Statements
304	Consolidated Financial Statements

## Assurance and GRI

385	Assurance Statement
386	GRI Content Index

## Corporate information (Inside back cover)

### Forward-looking statement

In this Integrated Annual Report, we have disclosed forward-looking information to enable investors to comprehend our prospects and take informed investment decisions. This report and other statements - written and oral - that we periodically make, contain forward-looking statements that set out anticipated results based on the management's plans and assumptions. We have tried wherever possible to identify such statements by using words such as 'anticipates', 'estimates', 'expects', 'projects', 'intends', 'plans', 'believes' and words of similar substance in connection with any discussion of future performance.

We cannot guarantee that these forward-looking statements will be realised, although we believe we have been prudent in our assumptions. The achievement of results is subject to risks, uncertainties and even inaccurate assumptions. Should known or unknown risks or uncertainties materialise, or should underlying assumptions prove inaccurate, actual results could vary materially from those anticipated, estimated or projected. Readers should bear this in mind. We undertake no obligation to publicly update any forward-looking statements, whether as a result of new information, future events or otherwise.

### Assurance regarding Integrated Reporting

Balrampur Chini Mills Limited (referred to 'BCML' or 'the Company') is pleased to present the second Integrated Report ('Report') prepared in accordance with the framework developed by the International Integrated Reporting Council (IIRC), Global Reporting Initiative (GRI) Standards and Securities and Exchange Board of India (SEBI).

The non-financial information presented in this Report has been assured by SGS India Private Limited, an independent third-party assurance provider as per the Assurance Statement.

# 5 messages of this Annual Report

Balrampur Chini Mills continued to deepen its core cane development competence

This singular focus will lead to sustainable cane output and attractive recovery through varietal re-balancing

The Company continued to operate its distillery at optimum capacity despite short-term policy change

The Company announced a decisive diversification towards the manufacture of polylactic acid

The Company completed its six equity share buyback in seven years









Part 1

A snapshot  
of our rich  
multi-decade  
legacy

Balrampur Chini Mills Limited is the second largest private sector sugar company in India.

This position has been achieved through coming together of various priorities – cane development, operational excellence, capacity expansion and portfolio broadbasing.

The result is that the Company generates a growing proportion of its revenues from its non-sugar businesses.

This broadbasing is expected to increase following the decision of the Company to extend to the manufacture of cane-based polylactic acid.

The Balrampur of the future is positioned as a multi-products organisation attractively placed to maximise revenue from a stick of cane.

This positioning is expected to deepen the Company's recall as a responsible and sustainable organisation addressing the needs of consumers, country and world.

#### Background

- The Company was one of the first in India's sugar industry to moderate an excessive reliance on sugar through enhanced distillery and co-generation revenues
- The Company is the first in India to foray into polylactic acid which is bio-based and can replace single use plastic and other plastics
- The Company was among the first sugar companies to install an incinerator boiler in its distillery, becoming zero discharge in the process, empowering the distillery to operate for 330 days a year (compared to the erstwhile 270 days)
- The Company repaid a majority long-term debt to emerge as a liquid and under-borrowed company
- The Company rewarded shareholders with six equity buybacks in seven years coupled with attractive dividends, unprecedented and unmatched in India's agro sector
- The Company acquired four loss making sugar units that were turned around, enhancing sectorial productivity
- The Company was one of the first sugar companies to digitally transfer cane payment to farmers



## Background

Incorporated in 1975, Balrampur Chini Mills Limited (BCML) is the one of the largest integrated private sector sugar companies in India. The Company is run under the stewardship of Mr. Vivek Saraogi who is backed by experienced professionals.

## Businesses

The Company is engaged in the business of sugar, ethanol and co-generated power. The Company's sugar segment generated 73.28% of revenues and its distillery segment generated 26.35% of revenues during FY 23-24.

## Talent

The Company enjoys skilled and talented pool of professionals with diverse experience across agriculture, IT, manufacturing and ESG competencies. The Company's talent pool stood at 6,056 as on 31<sup>st</sup> March 2024. Around 81% of the employees had been associated with the Company for more than last five years ending FY 23-24.

## Presence

The Company's headquarters are located in Kolkata, India. The Company has ten sugar factories across the cane-rich belts of Eastern and Central Uttar Pradesh, including five distilleries and ten co-generation units, among the largest integrated complements in India's sugar sector. The Company's manufacturing units are located in Balrampur, Babhnan, Tulsipur, Akbarpur, Gularia, Maizapur, Mankapur, Rauzagaon, Haidergarh and Kumbhi.

## Listing

The Company continues to be listed on BSE Limited (scrip code: 500038) and National Stock Exchange of India Limited (scrip code: BALRAMCHIN) where its equity shares are actively traded. The market capitalisation of the Company was ₹7302.31 crore as on 31<sup>st</sup> March 2024; promoter shareholding in the Company was 42.90%.

## Responsible

The Company is focused on environment responsibility through prudent investments that have helped incinerate waste, moderate water consumption, recycle effluents discharge and utilise byproducts. The Company is now extending to the manufacture of Polylactic Acid (PLA).

## State-of-the-art

The Company made proactive investments in cutting-edge technologies, which helped increase operating efficiency and environment responsibility. The Company helped increase farm yields by distributing high yielding seeds.

## Ratings

The long-term credit rating of the Company was reaffirmed at AA+ (Stable outlook); the short-term rating was re-affirmed at A1+ by CRISIL.

## Certifications

Balrampur achieved Bonsucro certification in its Rauzagaon unit and is all set to achieve for Kumbhi unit. The Company's initiatives improved operational hygiene and sanitation, which helped achieve the FSSC 22000 certification for the Mankapur, Rauzagaon and Kumbhi manufacturing units.

## Our manufacturing units

10

Number of sugar units

5

Number of distillery units

10

Number of co-generation units

## Our capacities

80,000

TCD cane crushing capacity per day

1,050

Kilolitres per day (KLPD) of distillery capacity

175.7

MW saleable co-generation capacity

# How we grew our Company across the decades

## 1975-1989 Our building blocks

**1975**

The Balrampur unit went into business with a crushing capacity of 800 TCD; this capacity was progressively enhanced to 12,500 TCD. The co-generation capacity of the plant stands at 53.05 MW.

**1976**

By an indenture of conveyance, Balrampur Commercial Enterprises Limited (BCEL) came under the aegis of Balrampur Chini Mills Limited (BCML) with a transfer of land parcels, buildings, assets and the entire staff of the sugar factory. BCML ceased to be a subsidiary of BCEL.

**1979**

The shares were listed on the Calcutta Stock Exchange in 1979.

## 1990-1999 Growth phase

**1990**

Acquired a controlling stake in Babhnan Sugar Mill Limited (crushing capacity 1,000 TCD in 1990). The mill was expanded and modernised, increasing crushing capacity from 2,500 TCD in 1992-93 to 10,000 TCD presently (Babhnan Sugar Mills Limited was merged with BCML with effect from 1<sup>st</sup> April 1994).

**1995**

Commissioned a distillery in Balrampur; the capacity of 60 KLPD was subsequently expanded to 330 KLPD.

**1999**

Acquired a controlling stake in Tulsipur Sugar Company Limited, located near Balrampur in Eastern Uttar Pradesh (installed capacity 2,500 TCD). Tulsipur Sugar Company Limited was merged with BCML with effect from 1<sup>st</sup> April 1999; the crushing capacity of Tulsipur Sugar was subsequently expanded to 7,000 TCD. The capacity of the co-generation plant was expanded to 9.0 MW.



## 2000-2014 Integrated growth

### 2004

Established a greenfield integrated sugar complex at Haidergarh with a crushing capacity of 4,000 TCD along with bagasse-based co-generation power plant (20.25 MW). Crushing and co-generation capacities were enhanced to 5,000 TCD and 23.25 MW respectively.

Installed a distillery of 60 KLPD at Babhnan, which was eventually increased to 100 KLPD. Started a co-generation plant at the Babhnan unit (3 MW subsequently expanded to 27.76 MW).

### 2005

Established a greenfield integrated sugar complex at Akbarpur with a crushing capacity of 7,000 TCD, coupled with a bagasse-based co-generation power plant (18 MW). The crushing capacity was enhanced to 7,500 TCD.

### 2007

Established a greenfield integrated sugar complex at Kumbhi, with a crushing capacity of 8,000 TCD coupled with bagasse-based co-generation power plant (20 MW). The co-generation capacity was enhanced to 32.70 MW. The plant's sugarcane crushing capacity was enhanced to 10,000 TCD.

### 2006

Established a greenfield integrated sugar complex at Mankapur with a crushing capacity of 8,000 TCD coupled with a bagasse-based co-generation power plant (34 MW) and 100 KLPD distillery. The plant's co-generation capacity was enhanced to 43.60 MW.

A greenfield integrated sugar complex was established at Gularia, with a crushing capacity of 8,000 TCD, coupled with a bagasse-based co-generation power plant (31.3 MW). The plant's co-generation capacity was enhanced to 38.86 MW.

### Second phase of integrated growth (2000-2014)

Acquired an integrated sugar unit at Rauzagaon from Dhampur Sugar Mills Ltd. The unit (with a crushing potential of 7,500 TCD and producing 12 MW of power) was enhanced to 8,000 TCD; power-generation capacity was increased to 25.75 MW.

Acquired a 53.96% stake in Indo Gulf Industries Limited (IGIL). IGIL had a sugar unit with a crushing capacity of 3,000 TCD at Maizapur. The sugar division was demerged from IGIL and merged with BCML. During 2017, BCML sold its entire stake in IGIL. The

plant's sugarcane crushing capacity was enhanced to 4,000 TCD and a co-generation plant of 10MW was installed.

## 2015-2024: Commitment towards environment and shareholders

Invested in incinerators in distilleries to achieve zero liquid discharge of effluents, empowering the Company to operate the distillery for an additional 60 days a year.

In the last seven years, the Company engaged in six share buybacks with a cumulative payout of ₹1009.49 crore (including tax of ₹110.73 crore)

coupled with a cumulative dividend payout of ₹420.75 crore (including a dividend distribution tax of ₹35.01 crore).

The Company commissioned a 160 KLPD distillery at Gularia to produce ethanol which was further expanded to 200 KLPD.

The Company commissioned its fifth distillery with a capacity of 320 KLPD at Maizapur.

The Company completed the expansion of its Balrampur distillery from 160 KLPD to 330 KLPD.

The Company now possesses one of the largest distillery capacities in the Uttar Pradesh sugar industry.

# Our multi-year financial performance

₹ crore)				
4741.29	4811.66	4846.03	4665.86	5593.74



## Revenues

### Definition

Growth in sales

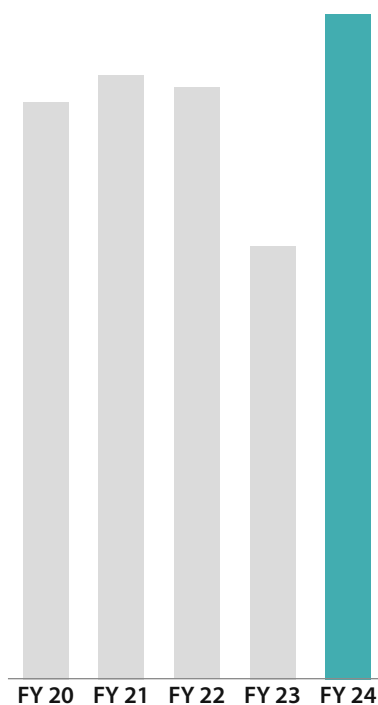
### Why is this measured?

It is an index that showcases the Company's ability to maximise revenues, which provides a basis against which the Company's performance can be compared with sectoral peers.

### Performance

Revenues were higher by 19.89% at ₹5593.74 crore in FY 23-24 on account of higher volumes and realisations in the sugar and distillery segments.

₹ crore)				
681.97	713.83	699.70	512.32	786.17



## EBITDA

### Definition

Earnings before the deduction of interest, depreciation, exceptional items and tax.

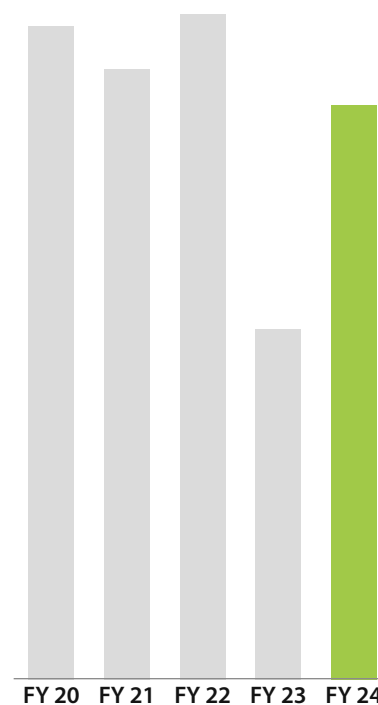
### Why is this measured?

It is an index that showcases the Company's ability to generate a surplus after operating costs, creating a base for comparison with sectoral peers.

### Performance

The Company reported a 53.45% increase in EBITDA in FY 23-24 on account of higher operational volumes leading to a better absorption of fixed overheads and higher realisations in the sugar and distillery segments.

₹ crore)				
502.27	469.22	511.04	269.31	441.34



## TCI

### Definition

Total comprehensive income (TCI) includes profit for the year and other comprehensive income.

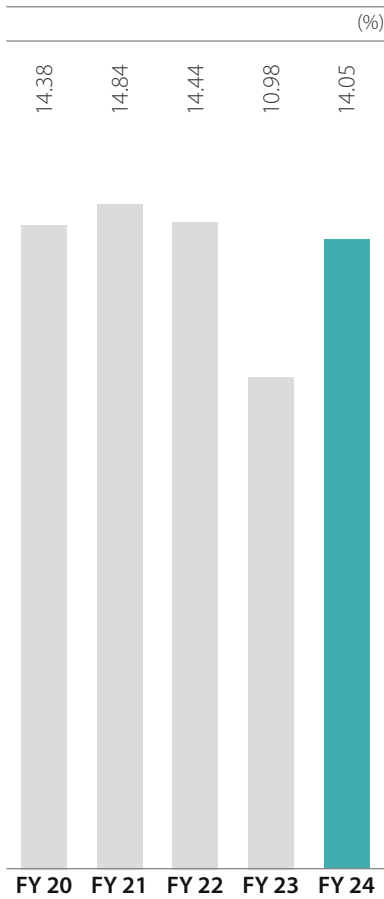
### Why is this measured?

It provides a holistic view of the Company's income that is not fully captured on the income statement.

### Performance

The Company reported a 63.88% growth in total comprehensive income in FY 23-24 owing to higher volume and realisations.





### EBITDA margin

#### Definition

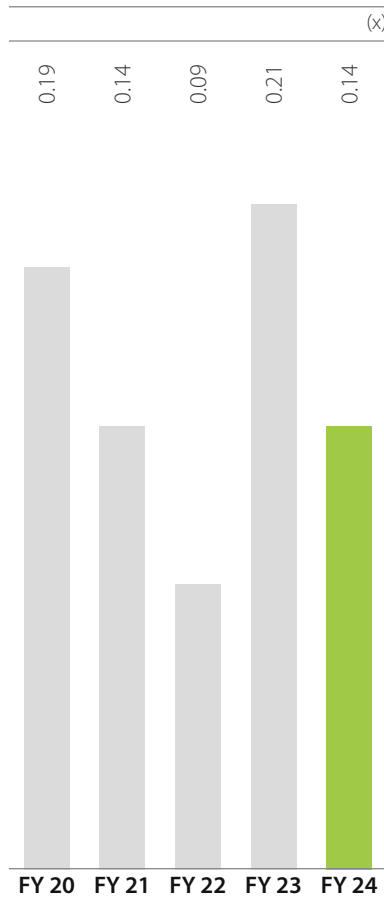
EBITDA margin is a profitability measure to ascertain a company's operating efficiency.

#### Why is this measured?

The EBITDA margin provides an index of how much a company earns (before interest, depreciation, exceptional items and tax) on each rupee of sales.

#### Performance

The Company's EBITDA margin was higher by 307 bps. due to higher volumes and realisations in both sugar and distillery segments.



### Gearing

#### Definition

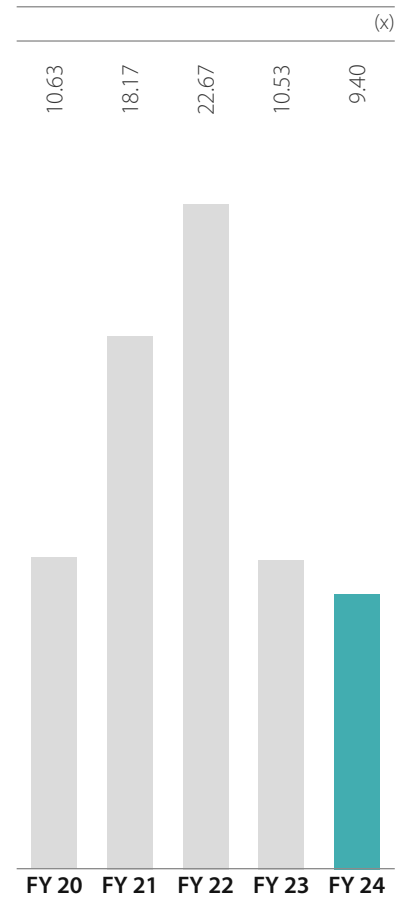
This is derived through the ratio of long-term debt to net worth

#### Why is this measured?

This is one of the defining measures of a Company's solvency

#### Performance

The Company's long-term gearing was 0.14 at the end of the year. This ratio should ideally be read in conjunction with the Company's moderating long term debt, demonstrating increasing potential to repay loans.



### Interest cover

#### Definition

This is derived through the division of EBITDA by interest outflow.

#### Why is this measured?

Interest cover indicates the solvency available to service interest – the higher the better.

#### Performance

The Company's interest cover in FY2023-24 stood at 9.40x, among the strongest in the industry.

# Financial and operational performance, FY2023-24



## Financial performance

(₹ crore)

Particulars	FY 19-20	FY 20-21	FY 21-22	FY 22-23	FY 23-24
Revenue from operations	4,741.29	4,811.66	4,846.03	4,665.86	5,593.74
Other income	38.55	33.45	47.91	62.79	74.00
<b>Total income</b>	<b>4,779.84</b>	<b>4,845.11</b>	<b>4,893.94</b>	<b>4,728.65</b>	<b>5,667.74</b>
Stock adjustments	37.34	(55.83)	194.42	(10.16)	(662.90)
Cost of material consumed	3,464.15	3,511.86	3,261.73	3,419.40	4,579.83
<b>Gross profit</b>	<b>1,278.35</b>	<b>1,389.08</b>	<b>1,437.79</b>	<b>1,319.41</b>	<b>1,750.81</b>
Overheads	557.83	641.79	690.18	744.29	890.64
<b>PBDIT</b>	<b>720.52</b>	<b>747.29</b>	<b>747.61</b>	<b>575.12</b>	<b>860.17</b>
Finance costs	64.17	39.30	30.87	48.65	83.63
<b>PBDT</b>	<b>656.35</b>	<b>707.99</b>	<b>716.74</b>	<b>526.47</b>	<b>776.54</b>
Depreciation and amortisation expenses	101.42	111.88	113.86	129.50	166.36
<b>Profit before tax and exceptional items</b>	<b>554.93</b>	<b>596.11</b>	<b>602.88</b>	<b>396.97</b>	<b>610.18</b>
Exceptional items	-	-	52.74	-	-
<b>Profit before tax</b>	<b>554.93</b>	<b>596.11</b>	<b>655.62</b>	<b>396.97</b>	<b>610.18</b>
Tax	45.65	126.34	140.96	121.44	176.98
Profit for the year	509.28	469.77	514.66	275.53	433.20
Other comprehensive income (net of tax)	(7.01)	(0.56)	(3.62)	(6.22)	8.13
<b>Total comprehensive income (TCI)</b>	<b>502.27</b>	<b>469.21</b>	<b>511.04</b>	<b>269.31</b>	<b>441.33</b>
Equity capital	22.00	21.00	20.40	20.17	20.17
Reserves	2,348.41	2,542.85	2,737.76	2,855.26	3,259.43





## Value-added statement

(₹ crore)

Particulars	FY 19-20	FY 20-21	FY 21-22	FY 22-23	FY 23-24
Revenue from operations and stock adjustments	4,703.96	4,867.49	4,651.61	4,676.02	6,256.64
Add: Other income	38.55	33.45	47.91	62.79	74.00
Value added	4,742.51	4,900.94	4,699.52	4,738.81	6,330.64
Less: cost of materials consumed	3,464.16	3,511.86	3,261.73	3,419.40	4,579.83
Less: other manufacturing expenses	303.84	360.14	382.38	380.50	492.08
Equals gross value-added	974.51	1,028.94	1,055.41	938.91	1,258.73
Less: Depreciation and amortisation expenses	101.42	111.88	113.86	129.50	166.36
Exceptional items	-	-	52.74	-	-
Equals net value-added	873.09	917.06	994.29	809.41	1092.37
<b>Allocation of net value-added</b>					
To Employees	265.70	281.65	307.80	363.79	398.56
To Government (via Taxes)	53.43	168.27	190.83	140.37	176.98
To Bankers (via interest)	64.17	39.30	30.87	48.65	83.63
To Investors (via dividend)	55.00	52.50	51.01	50.84	60.52
To Investors (via buy-back)	147.67	180.00	215.24	81.85	-
To the Company (via retained earnings)	286.67	195.34	194.54	123.91	372.68

## Key financial numbers

Particulars	FY 19-20	FY 20-21	FY 21-22	FY 22-23	FY 23-24
Overhead/Revenue from operations (%)	11.77	13.34	14.24	15.95	15.92
EBITDA/Revenue from operations (%)	14.38	14.84	14.44	10.98	14.05
Interest/Revenue from operations (%)	1.35	0.82	0.64	1.04	1.49
Interest cover (times)	10.63	18.17	22.67	10.53	9.40
PBDT/Total revenue (%)	13.84	14.71	14.79	11.28	13.88
TCI/Total revenue (%)	10.59	9.75	10.55	5.77	7.89
Return on net worth (%)	23.43	19.46	19.73	9.97	14.32
Return on capital employed (%)	21.27	21.55	20.72	12.55	17.22

## Balance Sheet ratios

Particulars	FY 19-20	FY 20-21	FY 21-22	FY 22-23	FY 23-24
Debt-equity ratio	0.19	0.14	0.09	0.21	0.14
Inventory turnover (days)	177	177	172	177	169
Current ratio	1.46	1.63	1.60	1.31	1.43
Quick ratio	0.31	0.22	0.12	0.13	0.08
Asset turnover (total revenue/total assets)	1.01	1.03	1.07	0.94	0.99
Fixed asset coverage ratio	3.65	4.44	7.15	4.25	5.82
Debt-service coverage ratio	4.57	4.28	4.52	1.93	3.13

## Growth numbers

Particulars	FY 19-20	FY 20-21	FY 21-22	FY 22-23	FY 23-24
Growth in Turnover (%)	10.63	1.48	0.71	(3.72)	19.89
Growth in EBITDA (%)	(1.03)	4.67	(1.98)	(26.78)	53.45

## Per Share data

Particulars	FY 19-20	FY 20-21	FY 21-22	FY 22-23	FY 23-24
Basic EPS (₹)	22.98	22.01	24.86	13.51	21.47
Diluted EPS (₹)	22.98	22.01	24.86	13.51	21.47
CEPS (₹)	27.56	27.25	30.36	19.87	29.72
Dividend (₹ per share)	2.50	2.50	2.50	2.50	3.00
Book value (₹)	107.75	122.09	135.18	142.53	162.56
Net indebtedness (₹) **	20.38	17.31	12.59	30.60	22.86

\*\* only on long term borrowings

## Capacities in FY 23-24

Unit	Sugar crushing (tonnes of cane per day)	Distillery (Kilolitres per day)	Installed co-generation capacity (megawatts)	Saleable co-generation capacity (megawatts)	Agro (Metric Tonnes)
Balrampur	12500	330	53.05	27.25	50
Babhnan	10000	100	27.76	10.00	-
Tulsipur	7000	-	9.00	2.00	-
Haidergarh	5000	-	23.25	20.95	-
Akbarpur	7500	-	18.00	11.00	-
Mankapur	8000	100	43.60	30.00	100
Rauzagaon	8000	-	25.75	23.00	-
Kumbhi	10000	-	32.70	23.00	-
Gularia	8000	200	38.86	23.50	100
Maizapur	4000	320	16.50	5.00	-
Total	80000	1050	288.47	175.70	250



# The big picture. Where we are. Where we are headed.

During FY 23-24, we reported a higher profit after tax compared to the previous year. We remain optimistic of our medium to long-term growth for three reasons.

**One**, we are broadbasing our resource foundation. We are helping farmers grow more cane. We now have a larger foundation to sustain the growing downstream needs of our businesses. More cane will mean a larger output, revenues and surplus. More importantly, a larger cane foundation will provide the Company with the confidence to explore new downstream businesses.

**Two**, we grew our distillery capacity to one of the largest in India within the sugar sector. Short-term policies notwithstanding, our distillery business is poised to transform our revenue mix, moderate short-term debt and enhance profitability.

**Three**, we announced an unprecedented investment in the manufacture of polylactic acid, a sunrise sector. We are optimistic that humankind's war on plastic waste will accelerate. This will create a large and growing addressable market for biopolymers, benefiting first-movers.

The overarching message that we wish to send out is that we possess a robust, future-facing and evolving business model.

We were attractively placed to enhance long-term value through initiatives we have undertaken in the last few years; we are even more competently placed to do so for all our stakeholders in a sustainable way now than ever.









Part 2

# What our management seeks to communicate







Strategic overview

“There is a possibility that the impact on our profitability following the recent change in the National Biofuel Policy will be the lowest”

**Vivek Saraogi,**

Chairman and Managing Director, explains the Company's commitment to stretch resources and initiatives with the objective to outperform across market cycles

## Overview

Over the years, I have often been asked the secret behind our longevity and success. The answer is that at Balrampur Chini Mills, we have addressed the nuts and bolts of our business with the enthusiasm that one would normally reserve for some of the more fashionable and visible parts of a business.

This priority is on account of the nature of business we are in. The sugar business in our country is marked by a high raw material cost fixed by the Government on the one hand and realisations that are largely determined by the market and at times influenced by the Government on the other. When one considers that this high cost of resource is determined by the Government, the conclusion is that there is little we can influence of either the resource or the realisation. In such a scenario, the only possible room where we may exercise any influence is what is essentially within our control – the manufacturing process (play of plant efficiency / cane variety). The better we control this leg of the business, the better we would be placed to counter the effect of a rise in resource costs or a probable decline in realisations.


At Balrampur, this control that I have spoken of comprises the capacity to sweat our assets to the full and generate more out of less. The result is that all our teams are generally focused on 'How can we make this better?' This commitment extends across all our functions: our cane development team is consistently focused on convincing farmers to plant more of their land with cane or broad basing cane varieties across their farms with the objective to generate a superior yield across a portfolio of cane varieties and a superior overall return from their land under cultivation. Similarly, our manufacturing team is perpetually appraising cutting-edge technologies in all our units that could enhance the

recovery of sugar from cane as well as the quality of sugar we produce.

Our finance team is consistently engaged in how we may stretch every rupee employed in the business and generate a superior return on employed capital. As a stakeholder-focused company, we target a returns range; the objective is not to hoard surplus cash (outside of capex) on our books as that, when invested in financial instruments, could moderate our overall returns ratios, but to return this capital to shareholders.

It would be misleading to believe that this commitment to maximise

resource productivity warrants a burst of creative ideas day after day. What this commitment requires is a discipline in remaining engaged day after day in doing the same thing with the objective to generate incremental improvements in processes and outcomes. Contrary to what most people believe, our business may be considered boring by most who seek immediate outcomes. In the boringness of this business lies the details, discipline and dedication to do the same thing over and over again. It is this non-distracted capability and commitment to repeatability that drives success. If I have to explain this in



**At Balrampur, this control that I have spoken of comprises the capacity to sweat our assets to the full and generate more out of less. The result is that all our teams are generally focused on 'How can we make this better?' This commitment extends across all our functions: our cane development team is consistently focused on convincing farmers to plant more of their land with cane or broad basing cane varieties across their farms with the objective to generate a superior yield across the portfolio of cane varieties and a superior overall return from the land under cultivation.**

managerial, jargon, it will mean that while our success comprises the capacity to cover a number of initiatives (the 'X' axis), it is our ability to dive deep into each (the 'Y' axis) that transforms us into micro-specialists. Added to this micro-specialist approach is our Dravid-like approach in wearing bowlers down as the surest way to a match-winning performance.

I have taken pains to explain this feature of our personality for a relevant reason. During the year under review, the government made a temporary change in its long-term National Biofuel Policy. The government disempowered companies switching from sugar manufacture to ethanol by limiting sugar diversion into ethanol. During the last

couple of years, the free permission to switch had resulted in companies willing to sacrifice a part of the sugar output in favour of ethanol production.

During the course of the financial year under review, the Indian government interrupted this policy reform in view of a temporary urgency to sustain sugar supplies to the market and control sweetener inflation.

The decision to stop the manufacture of ethanol through the preferred syrup/ juice route and B-Heavy routes affected sugar companies like ours. At Balrampur, we had planned to allocate an increased proportion of our cane resource towards the manufacture of ethanol via syrup and B-Heavy routes. The Company had



retrofitted equipment for this purpose (to manufacture ethanol directly from cane juice); the Company had dedicated its Maizapur manufacturing facility completely for ethanol manufacture, the first such instance in the country's sugar sector.

The unexpected policy change made it imperative for our Company to reorient and reconfigure our equipment to adhere to Government directives with speed. In the short run, the impact of this decision increased our sugar output and moderated ethanol production. In turn, this interrupted our commitment to

moderate short-term debt and the size of our Balance Sheet, delaying cash flows. However, we believe that by the virtue of possessing a gearing of only 0.14 and ₹3279.61 crore of total equity on our books, we should be attractively placed to counter the prevailing reality. Besides, this interruption is likely to be temporary; the Biofuel Policy in spirit and content should revert to the mean during the course of the current financial year following the elections and following enhanced clarity of the country's cane crop.

on Balrampur within India's sugar sector. These initiatives will also enhance our ability to weather the sectorial downtrend with enhanced effectiveness and position us to capitalise effectively on a sectorial rebound.

We believe that this complement of corporate culture, proactive preparedness and the overall eco-system will enable us to generate superior long-term value starting from the time the National Biofuel Policy reverts to status quo.

This review will not be complete without a mention of the Company's decision to diversify into the manufacture of PLA. The proposed manufacture of this biopolymer will do two things for our Company: maximise revenues from a stick of cane on the one hand and broadbase revenues away from sugar, our principal product, on the other.

Besides, we believe that the manufacture of PLA addresses a large and growing addressable market. The time is right for a product of this nature when the world seeks bio-friendly plastic alternatives. Our product will be agro-based and derived from nature. By linking the farmer at one end (through cane procurement) to an industrial alternative, we will help shift the world away from high GHG emitting materials towards sustainable solutions that would be good for the resource provider, manufacturer, consumer and the world.

This is all that I have to communicate as of now. I must thank our shareholders for their long-standing patience and I am optimistic that we will be able to reward them better as we go ahead.

The best is yet to be.

**Vivek Saraogi**  
Chairman and Managing Director

---

**We also believe that we have been empowered to resist the sectorial downtrends through the business-friendly approach of the Uttar Pradesh government. In addition to providing us with a secure environment that has minimised (or even eliminated) the role of undesirable external influences, it has provided us with an environment where much of our management bandwidth can be allocated towards the productive.**

---

The Company remained committed to smoothen the impact of variables on its operational curves.

There was an increase in cane costs during the year under review; this increased costs on the one side and the decision to stagger the switch from ethanol to sugar moderated sugar realisations, affecting the surplus of sugar companies. The Company's commitment to evolve its varietal balance will service it in good stead, ensuring that the upside generated from superior recovery will provide a larger output base across which to amortise fixed costs and protect overall profitability.

The Company will continue to remunerate farmers faster with the

objective to maximise cane availability and moderate diversion towards the production of gur and khandsari.

The Company will deepen its focus on the holistic cost of sugar manufacture, extending beyond the known financial costs to the relatively unknown and unmapped non-financial costs.

The Company will deepen its governance, enhancing the predictability of operations and providing all its stakeholders with the assurance of being able to generate superior long-term value.

Through these initiatives we believe that the impact of this short-term policy interruption could be one of the lowest





“Over the years, the Company had broad-based its businesses, enhanced scale and moderated debt, which makes the entire business model relatively agnostic to moderate and temporary changes in the sectorial environment”

**Pramod Patwari,**

Chief Financial Officer, explains how the ongoing slowdown could be temporary and how the Company is prepared for the next growth cycle





**Q: What is the big message that you want to communicate?**

A: To effectively communicate the big message, one will need to step back three years to examine the reasons behind the decline in cane output by ~20% from the erstwhile peak of 10.95 crore quintals in the sugar season 2017-18 to a low of 8.75 crore quintals in the sugar season 2020-21. This was a

seminal development – the Company had never experienced as sharp a decline in quantum or percentage terms. This decline sent out a message that not everything was within our control; more importantly, the most important production factor was not in our control. For a company that had always professed

the spirit of stretch, this was a wake-up call that much needed to be done – not just to push for incremental cane output gains but for a complete reimagining of cane development at our Company.

---

**Q: Why is this cane-centric reality linked to the financials of the Company?**

A: While this may appear to be a resource perspective at first glance, the reality is that cane management influences everything that we do at our Company, cascading from field management to financials. The more cane we crush, the

broader is our resource foundation, the higher is the capacity utilisation of our equipment, the higher are the economies of scale, the better is the flexibility to evolve our product mix towards better margin businesses and the stronger is our

overall profitability. This explains why the decline in profitability – even though this transpired on account of climatic / pest attack factors – represented a watershed in our Company.

---

**Q: What did the Company do in this regard?**

A: The Company invested extensively in cane management. You can say that the overriding corporate priority of the last three years became cane management. This priority comprised an engagement with more farmers, persuading farmers to allocate a larger portion of their farms to cane, convincing them to alter their cane varietal mix, ensuring that this mix comprised early maturing cane varieties that could be harvested earlier in the season (enhancing recoveries)

and building a new robust foundation that could graduate our cane availability and predictability into the next orbit. We reckoned that if we could do this comprehensively and consistently, the pass-through on our revenues and margins would be attractive.

Our responsiveness is reflected in the speed with which we turned the cane output numbers around: we grew our cane output every year since that trough

three years ago. In sugar season 2021-22, cane crush increased 1.5%; in sugar season 2022-23, cane crush increased 16%. During the current season, cane crush decreased marginally by ~2% against a decline of ~9% in U.P. For a company that has consistently focused on outperformance, this percentage outperformance represents a validation that the Balrampur stretch spirit is alive and well.

---

**Q: Why is the attractive increase in cane output yet to translate proportionately into superior financials?**

A: The principal reason has been an interruption in the country's National Biofuel Policy. During the second half of the financial year under review, the Indian government announced restrictions on the free switchover from sugar manufacture to ethanol production by sugar companies. This decision was

based on the estimated sugar production during the Sugar Season 2023-24, inflation (prevailing and projected) as well as the impending general elections in 2024. It is understandable that the government sought to control the market prices of a range of edible commodities (not just sugar) and

responded with a temporary – our perception – change in policy. While this has affected the performance of sugar companies in the short-term, we are optimistic that the government will revert the policy to status quo, strengthening outcomes for ethanol-driven sugar manufacturers.



### **Q: What will be the impact on the Company's financials as a result of the policy interruption?**

A: The long and the short of the policy change is that the industry has been restrained from manufacturing ethanol directly from cane juice and B-heavy molasses by imposing quantitative restrictions, which would have been most cash accretive. The result is that we will have to continue manufacturing ethanol through the conventional molasses route. On the other hand, we believe that this restriction will reduce the national output of ethanol and increase the quantum of sugar availability with a dampening effect on sugar prices. What provides me optimism that this policy change is only

circumstantial is that the country remains committed to decarbonisation and that the ethanolisation of the Indian economy is an irreversible reality. However, during the time the restrictions remain in place, our Company will need to produce more sugar, will need to carry sugar inventory longer, will need to borrow more short-term loans from banks and could see an increase in employed capital. This could go counter to our commitment to a lighter Balance Sheet.

When seen from a larger national perspective, it is expected that the

projected ethanol output will be lower than expected, cash flows going into incremental capacity creation will be lower and this could affect India's capacity to generate enough ethanol to address its 20% blending target by 2025-26. There is another point: the sudden policy change has shaken the confidence of long-term investors, who are beginning to believe that this can happen to any policy across any sector based on the political realities of the day.

---

### **Q: How will this affect the Company's strategic direction?**

A: This temporary policy aberration is not expected to affect the Company's long-term ethanol-driven strategic direction. During the last financial year, the Company enhanced its aggregate distillery capacity from 560 KLPD to 1050 KLPD, effective as on 31<sup>st</sup> March, 2024 (there was a marginal capex on account of an increase in sugar manufacturing capacity from 78000 TCD to 80,000 TCD). The Company exited some power purchase agreements with State

governments and realising more than ₹5 per unit of power for export under open access. Going forward, the Company's prospective capital expenditure is expected to be sustained largely through accruals (except large scale capex like PLA). During this period, the Company's stated target of generating a third of its revenues from ethanol may be delayed by a couple of years. Assuming that the government reverses the sector to policy status quo before the next sugar

season, we believe that it should translate into a superior financial performance in FY 25-26. Over the years, the Company broad-based its businesses, enhanced scale and moderated debt, which makes the business model relatively agnostic to moderate and temporary changes in the sectorial environment.

---

### **Q: How is the Company empowered to enhance shareholder value?**

A: The Company's business is broad-based, moderating an excessive dependence on any business segment. The Company is relatively under-borrowed with a gearing at 0.14 as on 31<sup>st</sup> March, 2024. The Company's cane platform is growing, which means

that any decline in realisations could be countered with an increase in throughput. The Company completed its sixth equity buyback in seven years, validating its commitment to run its business aligned with demanding governance standards the world over.



“We  
enhanced  
the resilience  
of our cane  
mobilisation  
strategy”

**Avantika Saraogi,**

Executive Director, explains the attractive rebound in cane output and how this has strengthened the growth platform of the Company



### Q: What is the principal message that you wish to communicate to the stakeholders?

A: There is just one word that captures the effectiveness of all that we have been trying to achieve in the last few years at our Company related to cane management (the section of operations entrusted to me to oversee). That word is 'resilience'. This word is relevant in our business for an important reason. The business is driven by climatic factors and is outside our direct control. The year when all climatic conditions are

favourable, we enjoy a bumper crop; the year when the weather under-performs, the crop is on the lower side. While this may indicate that a critical part of our resource - around which our business revolves - is outside our control, there is a premium on the capacity to enhance resource predictability. This enhanced predictability can be achieved through the minimisation of variables under human influence that could affect

cane output with the effect that when conditions are adverse, the decline in crop output is moderate and when conditions revive, the rebound in cane output is handsome. In the last few years, there was a renewed emphasis on resilience, and I am pleased that we have positive holistic outcomes to communicate.

---

### Q: What lies at the heart of this resilience approach?

A: There is a second word that I need to emphasise - 'broad-base'. At our Company, we are using our approach towards resource management with a portfolio-based approach. As a company that remains committed to business sustainability, we believe it is important

to generate sustainable cane throughput year-on-year. This eliminates the likelihood or possibility of cane output rising sharply in one year and declining the next; this eliminates the possibility of unexpected changes in yield or recovery; this factors the possibility that

a moderate increase year-on-year in cane output is better than sharp swings. As a result, whatever we have done in the last few years has been based around a stable portfolio-centric approach.

---

### Q: When an excessive dependence on a single variety (Co-0238) proved effective in transforming farmer and corporate fortunes, why did the Company switch from this time-tested approach?

One, the world is passing through unprecedented climate change, which will have impactful crop outcomes. Two, climate change is triggering unusual pest behaviour that could, in turn, affect crop yields. Three, global warming as a secular trend is putting a premium on the development of cane varieties that can mature earlier during the crushing season and escape the brunt of the summer.

The decision to broad base our varietal balance comes from an understanding that there is no one shoe that fits all. One cane variety could possess early maturing capabilities, while another could possess superior yield characteristics, while a third could possess a mix of these competencies. Merely possessing

a basket of cane capacities will only do so much and no more; a specific cane variety needs to be matched to the topography (high or lower water table), sunlight and soil quality. The more scientific this matching, the more specialised or broad-based our cane portfolio. We believe that over time, we will have curated a customised basket of cane varieties typically suited to the regions of our presence leading to a resilient field output season after season, irrespective of climatic variations on the one hand and superior recovery on the other.

There is a last point that one would like to bring up. How much ever one may plan, there is always going to be the possibility of Murphy's Law

becoming a reality: anything that can go wrong will go wrong. Since not everything can be predicted, the next best alternative would be to be in a state of preparedness. In some cases, this would mean that we make select investments that enhance our speed of responsiveness; in some cases, it would mean that we make moderate investments to ensure that if anything should not go as per plan, then we would be able to move to correct that aberration.

The result is that we did not just cure red rot and top borer pest actions across our command areas; we prevented them from happening in the first place.



### Q: How effective was the switch?

A: The two overriding elements of our portfolio-based approach: varietal balance and proactive responsiveness. One is an effectively defensive approach to how one may spread cane risk across varieties; the other is an effectively aggressive approach in trying to pre-guess where problems may emerge and responding with speed.

When the Co-0238 cane variety was affected by the red rot disease starting a couple of seasons ago, there was a big question: would the Company be able to broad base the cane portfolio with new

disease-resistant varieties? I am pleased to communicate that during the year under review, we stabilised the presence of three new resilient cane varieties. The shift from the established Co-0238 that had commenced a few years ago was even pronounced during the last financial year: the prevalence of non Co-0238 cane within our cane mix increased from 28% in sugar season 2020-21 to 54% in sugar season 2022-23 to 75% in sugar season 2023-24.

The switch was not as simple as it may appear: it warranted extensive

engagements with farmers who had benefited handsomely using the Co-0238 cane variety. These farmers needed to be convinced that, based on our experience across other parts of Uttar Pradesh, there was a possibility with the vulnerability to new disease variants, the days of Co-0238 were numbered. We convinced these farmers to look ahead, step outside their comfort zones and switch – even with moderate land allocations to begin with – to new varieties better customised to their topography and micro-climate.

---

### Q: What were the upsides of the Company's initiatives?

A: The first upside was reflected in our creditable cane volume generation coupled with our recovery during the year under review. Our cane performance was relatively better when compared with a sharp decline in cane yield among other Uttar Pradesh companies (some reported a 30% decline). This indicates that the various initiatives we implemented during the trough year were successful and are now generating a creditable production outcome.

The second upside was that during the season under review, your Company reported a higher recovery by 10 bps to 11.72% (after factoring the cane output from ten manufacturing facilities). This was the third straight year of increased recovery.

What is creditable is that these numbers were not only higher than the previous season; they also outperformed the state average during the season under review.

For instance, the overall cane output in Uttar Pradesh declined ~9% during the season under review; our Company's cane output decreased ~2.0%. The average Uttar Pradesh sugar recovery pre-diversion was 11.51% in sugar season 23-24; our Company's sugar recovery pre-diversion was 11.72%.

---

### Q: What drove this outperformance?

A: The outperformance was driven by a complete re-imagination of our cane management approach. We recognised that the hidden challenge in what was largely seen as a boring engagement would be our capacity to motivate our 700-people cane team. This motivation would be derived, in turn, from the capacity to bring excitement into the

activity. The result is that we instituted the annual cane awards at our Company across our ten manufacturing facilities: a prize for the unit that delivered the largest increase in cane output coupled with a prize for the unit that delivered the highest recovery (across the regional and unit levels). This stimulated a spirit of healthy competitiveness across the

units; in turn, this inspired plant teams to look within to enhance efficiencies; the best practices that emerged from this competitive engagement helped create a Centre of Excellence in Cane Activity. In turn, this centred the Company around cane; all growth decisions and initiatives essentially flowed out of enhanced cane availability.



**Q: What was the highlight of the Company’s cane performance?**

A: The highlight was the outperformance in Kumbhi, where we did not encounter excessive rain, where pest action was lower, where varietal switchover targets

were addressed and there was a growth in cane volume and sugar recovery. The objective will be to seed the elements of Kumbhi’s success in our other plants, so

that in a couple of years we may enhance the overall organisational average.

**Q: What is the outlook for the Company’s cane management agenda?**

A: We foresee an increase in cane output in the next season arising out of our perseverance. The increase in capacity in our tissue culture laboratory should translate into a geometric expansion in the volume of good seeds being generated within. Besides, we will

continue to seek new cane varieties – higher yield, higher recovery and lower chemical use – that emphasise our future-facing commitment.

Our current integrated business model is capable of handling 12–12.5 crore

quintals of cane crushing. This increase is likely to be accompanied by protected recoveries resulting in a handsome increase in cane output on the one hand and superior cost amortisation on the other, the basis of our improved profitability.







“The major initiative that catalyses our ESG commitment is the measurement of Scope 3 emissions through an independent agency like CRISIL, which is notably the most challenging due to its scope encompassing the entire supply chain.”

**Manoj Agarwal**

Company Secretary and Head CSR narrates the deepening ESG commitment of the Company

## What is the big message that you wish to communicate?

The principal message I wish to convey regarding our Company's approach to ESG is encapsulated by the term 'deepening'. In a domain as expansive and evolving as ESG, where standards continually shift to meet rising stakeholder expectations; the current reporting landscape demands more comprehensive data, enhanced metrics, and equal rigour in financial and non-

financial assessments. Additionally, there is a need for a Board-level commitment to impact measurement and ongoing monitoring.

To ensure that our ESG commitment remains relevant amidst these rapid changes, we will continually reinforce our strategic direction with clearly defined tactical milestones. A subject that was peripheral and even optional for most

businesses has now become a crucial agenda for organisations to prosper. Consequently, there is an increased focus on continuously enhancing our ESG commitment. This includes a deepening of our comprehension and integrating ESG principles into roles throughout our organisation.

## Why should that priority be challenging?

This priority presents two main challenges. First, the external ESG landscape is rapidly evolving, with topics that were once considered non-essential now becoming crucial elements of corporate disclosures which require large data churning across different ESG metrics. Second, it is seen as an essential cost of doing business that does not always yield immediate financial benefits.

When employees perceive that ESG commitments do not directly contribute to short-term financial outcomes, there can be a tendency to deprioritise them. At our Company, we are committed to continuously emphasizing the significance of ESG, clearly communicating that its benefits are often realised only in the medium to long term. This approach ensures that ESG remains a

priority, which is then integrated into our broader strategic goals. The discipline of tracking ESG metrics across all functions is seamlessly integrated into our daily operations, making it as intrinsic and essential as any profit-generating activity.

## How confidently did the Company succeed in doing so?

I am delighted to share that Balrampur has cultivated a process-driven culture over the decades, which has been fundamental to growth outpacing the industry average. This success is largely attributed to our multi-locational diversification, managed through a standardised reporting template for periodic disclosures. This approach has enabled us to promptly address deviations and implement best practices across our portfolio. Our commitment 'to do things the right way' has fostered a culture of forward-thinking practices prioritising resilience and long-term sustainability over short-term gains, ensuring a robust future.

As a Company, we displayed courage and commitment by making forward-looking investments whose returns would only materialise in the medium-term. For instance, instead of deferring our

extensive capital expenditure towards the automation and rejuvenation of our manufacturing equipment in spite of having stable operations and waiting until a downside emerged, we took a contrary view: 'Why not replace now and prevent the possibility of unexpected down time or safety compromise?' The result is that the Company invested ₹1884.18 crore in fresh capital expenditure across the span of 5 years and the result of our proactive approach is that the new generation of equipment is delivering a superior productivity on the one hand and enhancing worker confidence on the other. We have not only become flagbearers of a sustainable company to work at or work with, but this sustainability is translating into superior financial metrics as well. We have not only emerged bigger but better as well for the benefit of all our stakeholders. This long-term

commitment has been validated by our external stakeholders, enhancing our overall organisational value. We now have the highest institutional holding of more than 33% (FII and DII together) across the sugar sector. This selection validated that our risk assessment and mitigation initiatives were responsive; our Directors engaged in serious debate that added value to the business operations; our information-rich Annual Report facilitated informed decision making of our stakeholders; our various proactive initiatives – extensive disclosures and strategy – extended beyond the mere ticking of the boxes. The result is that there is a wider consensus within our Company that robust governance will lead to enhanced environment and social outcome, and the interplay of the three will help us create a modern organisation.



## What are the initiatives that represents the index of the Company's ESG seriousness?

The major initiative that catalysed our ESG commitment was the measurement of Scope 3 emissions through an independent agency like CRISIL, which is notably the most challenging due to its scope encompassing the entire supply chain. The inventorisation of the same will now help us draw out a detailed decarbonisation roadmap.

Some questioned the necessity of this undertaking since it is not mandatory. However, our decision to proceed — appointing CRISIL to map all the three Scopes of GHG emissions (Scope 1, 2 & 3)

— demonstrates a serious commitment to environment stewardship and a decarbonisation journey. The Scope 3 exercise will enable us to map every segment of our value chain, generating a substantial amount of data that could lead to informed opinions and decisive actions.

The second initiative we took was to get the Life Cycle Assessment (LCA) done for our sugar and ethanol products, again a non-mandatory requirement.

The third initiative in our ESG journey was appointing CareEdge Analytics and

Advisory for strengthening our BRSR, IR and GRI reporting. Extensive capacity building exercises were conducted for our internal stakeholders, with respect to data, which was to be filled in the GovEva software platform provided by them to the data providers and reviewers through their respective log ins. This helped strengthen our reporting process.

The Company continued with the pioneering practice of seeking Assurance from an independent agency like SGS India for its ESG reporting, even though it was not mandatory.

---

## How deciphering Scope 3 emissions will help in company's decarbonisation journey ?

By using high-end software and repository, CRISIL completed the exercise of computing Scope 3 emissions (with Scope 1 and 2), which reflects that we are already net zero. CRISIL completed the LCA exercise of sugar and ethanol products from cradle to grave and no significant environment impact was reported, which serves as an impetus for our decarbonisation journey. In

fact, the LCA results show that our products have negative emissions. These reports will help CRISIL draw an informed decarbonisation roadmap for our Company, identifying interventions to be taken unit wise and across the value chain. The results will facilitate potential benchmarking across all our ten manufacturing units and help in drawing unit-wise decarbonisation

actionable points. We are optimistic that this initiative will accelerate our decarbonisation, help us fix achievable targets and further, reduce carbon emissions by adopting energy-efficient practices. This will lead to cost savings, improved operational efficiency, and a demonstration of our commitment to environmental stewardship and climate change.

---

## How would you like to encapsulate your ESG review?

The Company's ESG journey is unwavering. The Board and the senior management are fully committed, demonstrated by significant capital investments supporting this initiative to create long-term sustainable growth. Our focus is shifting from merely quantifying production — "How much did we crush today?" — to a more holistic approach: "How effectively did we manage all our operational parameters — safety, efficiency, and output — today?"

The Company is making strategic lateral recruitments to analyze and break down available data into detailed components, aiming to gain a deeper understanding of pricing dynamics. By leveraging

data, the Company is selecting superior cane varieties that enhance yield and improve water consumption efficiency. We implemented an effective waste management system and a comprehensive water management approach to ensure high water efficiency and water footprint reduction.

We are deepening our digitalisation and compliance footprints; we are taking steps to deepen our diversity and inclusivity agenda. The initiatives taken under the diversity agenda have relatively helped us engage more women and disabled on our rolls over the previous year. To get women to work in factories in deep rural areas remains a challenge but

with our constant efforts some headway is being made. In our endeavour to be a rural prosperity driver, we continue to deliver impactful community outreach and sustainability programmes that touch thousands of lives of the marginalised and vulnerable.

We are committed to embedding this ESG priority into every level of our operations, ensuring that a sense of responsibility and accountability permeates throughout the organisation. This strategy represents the future of our Company and underscores our intent to emerge as a model corporate citizen.





Part 3

# Our proposed diversification



An abstract, colorful background with various shades of blue, green, yellow, and orange, resembling a textured surface or a close-up of a natural material. A white rectangular text box is overlaid on the center of the image.

### Overview

In February 2024, BCML announced its decision to diversify into the manufacture of polylactic acid.

This ₹2000 crore investment will be the largest in the existence of the Company (net block of ₹2684.89 crore as on 31<sup>st</sup> March, 2024).

This development is in line with the Company's long-term direction to moderate its excessive dependence on sugar.

The proposed diversification will do something more than merely broaden revenues; it will create a new product platform that will address a virtually unlimited market directed at making the world cleaner and greener.



**Stefan Barot,**

President - Chemicals, explains the rationale and prospects of the Company's proposed diversification into the manufacture of biopolymers

By making the largest single investment in a nascent space, we are laying the foundation for gradually moving into biopolymers, enhancing value for all our stakeholders

**Q: The Company announced a diversification into the manufacture of polylactic acid (PLA). What was the rationale for this?**

A: The rationale was based on the same lines of the decision of the Company to enter the distillery or co-generation businesses a few decades ago: maximise value from a stick of cane. So, our

shareholders are likely to ask that by increasing the manufacturing capacity of our distillery and co-generation business, we could have done the same without risking an entry into a business.

Our answer to this is that the Company selected to broad base its portfolio risk and enter a new business with a virtually unlimited addressable market.

**Q: You mentioned 'virtually unlimited addressable market'.**

A: The statement has been carefully chosen. The global primary plastic market is huge at about US\$1 trillion.

Plastics are useful materials directly linked to food security and economic growth.

Our challenge is that the relationship of the modern society with plastics.

Our vision is that by 2050, 50% of the carbon in materials need to be bio-based

and where compostable solutions are meaningful. Our product is compostable.

Being biobased and compostable, PLA makes it possible to combat global warming and plastic pollution across both aspects, making the market potential for PLA large.

In addition, the world - not just India - faces the challenging problem of an abundance of non-recyclable plastic in

our lives. The degradation products of fossil-based plastics or micro-Plastics are omnipresent - micro-plastics are found inside ocean mammals, entering the food chain and posing a potential risk for our health. Our decision to enter the manufacturing of PLA must be seen within the context of these priorities.





### Q: What would be the utility of the PLA proposed to be manufactured by the Company?

A: This question must be answered at four levels. At the first level, the point that we would like to impress upon is that the principal resource used in the manufacture of PLA would be cane-based. We believe that by the virtue of agro-based manufacture of an industrial product, the benefits of widespread downstream use, applicability and scale will be shared with the upstream resource suppliers – thousands of cane farmers within our command areas.

At the second level, the consumer-facing end products manufactured using PLA will possess superior degradation capability. Due to its versatile and biocompatible nature, PLA has replaced several other conventional polymers. This means that the end product will be easily chemically recyclable; a tertiary sector

could emerge dedicated to the recycled use of the end products manufactured using PLA. Besides, these products will never find their way into the soil through inefficient disposal; these products will decompose faster without affecting soil integrity. We assume that under Indian conditions, PLA will be completely degraded by micro-organisms in nature following use, producing carbon dioxide and water, which are beneficial to environmental protection. The result is that we are looking at a completely different plastics scenario to emerge across the coming years that could make it possible to transform India for the better and cleaner.

At the third level, the sheer versatility of PLA makes it a bio-polymer of growing preference – available in the form of

pellets (suitable for injection molding, extrusion and thermo-forming), filament (can be extruded into a strand that can be deposited layer by layer to create a three-dimensional object), film (transparent, flexible and a barrier to moisture and gases), sheet (can be heated and moulded into a variety of shapes), fiber (wrinkle-resistant properties ideal for textiles and other applications), and foam (light, shock-absorbing and insulating nature that makes it suitable for packaging).

At the fourth level, PLA manufacture in the US and Thailand produces 68% lower greenhouse gases and consumes 65% less energy than conventional plastics – with no toxins. This makes PLA environment-friendly.

---

### Q: What are the market realities that make you optimistic of the long-term prospects of this business?

A: The percentage of bioplastics in the overall plastics sector worldwide is in the low single digits, indicating a large and growing headroom. The percentage of PLA within the bio-plastics segment is about a third and likely to rise by more than 1000 bps even as the overall market for bioplastics is expected to increase. This indicates that the market for bio-plastics is growing with speed and

players in this space will need to expand capacities to address the potential.

This growth is likely to be driven by the use of the material in a variety of Single Use Plastics (packaging, straws and cutlery) and high-value applications in end-user industries (consumer packaging applications, textiles and construction).

As a result, governments around the

world are promoting the production and consumption of sustainable materials as their answer to economic growth without a corresponding environment load. With enhanced consumer awareness, recyclability and green packaging, PLA consumption is expected to grow attractively.

---

### Q: How does expect to capitalise on this market?

A: The Company intends to construct a greenfield PLA plant. This will not be an experimental unit; it will be built at a global scale of 75,000 MTPA that enjoys attractive economies of scale. The proposed plant will be located proximate to its existing sugar manufacturing unit, where it is logistically placed to capitalise

on a ready availability of sugar and bagasse (energy). The project is expected to be completed within 30 months.

The Company acquired a minority stake in Konkan Speciality Polyproducts Private Limited (Konspec) to enhance its PLA market presence. This company is

a prominent compounder of specialty polymers & biopolymers, intermediaries and chemicals, helping widen the market and enhance acceptability of the product in the country.



**Q: How will the management ensure that the Balance Sheet of the Company is not compromised in the process?**

A: Around 38% of the project outlay is expected to be funded from within; the rest would be mobilised through debt in phases over two and a half years.

The management is optimistic that the existing operations should generate substantial free cash year-on-year for the Company to progressively draw down

the debt taken for the PLA project even if there is a staggered payback from the latter.

**Q: How would the management like to summarise this diversification?**

A: The diversification is synergic, building on the strengths of cane development, resulting in resource security. The diversification is in line with the Company's stated direction to broaden its product mix and increase the proportion of revenues derived from the

non-sugar businesses. This investment will increase the proportion of revenues derived from clean and environment-friendly businesses, enhancing its relevance in a modern world. We believe that by making the largest single investment in the Company's existence

in a nascent space, we are laying the foundation for gradually evolving our personality towards biopolymers, enhancing value for all our stakeholders.

**Big numbers**

1

US\$ billion, value of the global PLA market, 2022

18

%, CAGR, projected PLA market growth from 2022 to 2028

31

% share of PLA production capacity in bioplastics worldwide, 2023

43.6

% expected share of PLA production capacity in bioplastics worldwide, 2028

8

% of global bioplastics accounted for by sugarcane bioplastics

0.02

% of the global agricultural area used to produce bioplastics

0.06

% of the global agricultural area to be used to produce bioplastics, 2027

90

% of the global agricultural area used for pasture, food and feed

## The key properties of PLA

### Crystallinity

In its versatility, PLA can be amorphous and transparent or if triggered crystalline and heat resistant. This is supported by the optical purity of the PLA and largely depends on the application of the finished product and the conversion (manufacturing) process.

### Melting and glass transition temperature

A high melting point of 180 °C for the PLA with high optical purity and 155 °C for the PLA for cold application. The glass transition temperature (T<sub>g</sub>) for both is in the range of 55-60 °C.

### Strength

High-strength and high-modulus thermoplastic with a good appearance; high stiffness and strength, comparable to polystyrene at room temperature.

### Processability

Can be processed using injection molding, extrusion, blow molding, and 3D printing, making it versatile.

### Energy consumption

Consumes less energy compared to other plastics with better thermal processing.

### Did you know?

Prominent brands (Starbucks, Costa and others) use **PLA** for straws, cups, stirrers, and paper cup lining.

### Did you know?

Prominent Indian textile brands use **PLA** compounds in garment packaging.

## What makes PLA a futuristic alternative to conventional plastic

### Biodegradability

PLA is compostable and can break down in industrial composting facilities. This reduces environmental impact and waste in landfills.

### Renewable origin

PLA is derived from renewable resources, such as sugar and other forms of starch. This makes it a more sustainable option compared to petroleum-based plastics.

### Lower carbon footprint

Lesser greenhouse gases are generated by PLA production as compared to traditional plastics. This reduces its contribution to climate change.

### Non-toxic

They are usually safe and non-toxic, making them suitable for food and medical applications.

### Transparency and gloss

They have a clear and glossy appearance. This makes them suitable for products where aesthetics are important.

### Ease of processing

PLA is easy to process in various manufacturing techniques. For example, injection molding, extrusion, and 3D printing.

### Biocompatibility

Their compatibility makes them suitable for safe use in medical devices and implants

### FDA-approved

Safe for food contact, ideal for eco-friendly packaging.

### Thermoplastic

Versatile for diverse applications.



## Popular PLA applications

### Packaging

PLA is used to make a variety of food and non-food packaging products, such as cups, lids, utensils, straws, and bags.

### 3D printing

PLA is used in 3D printing for a variety of objects, like prototypes, toys, models, and even medical implants.

### Textiles

PLA can be spun into fibers to create textiles for clothing, home furnishings, and other applications.

### Medical devices

PLA is used to make a variety of medical devices, such as sutures, stents, and implants.

### Other applications

PLA is also used in various products, like disposable cutlery, compostable bags, agricultural mulch films, etc.

### Foamed applications

PLA can be foamed for hot drinks and soups. This process allows for lightweighting compared to paper and fossil based plastic solutions.

## Quantum of plastic in oceans

171

Trillion, pieces of plastic (mainly microplastics)

20

million square kilometers of oceans covered by the 'Great Pacific Garbage Patch'

*20 million square kilometers is about the same size as Russia, the world's largest country by land area.*

## The reality

9

% of plastic waste that is recycled

19

% plastic waste incinerated

## The plastic waste problem

3.4

% of global greenhouse gas emissions attributed to plastic

30

million tonnes, plastic waste in seas and oceans till 2022

*30 million tonnes of plastic waste weighs as much as 5 million adult elephants.*

109

million tonnes, plastic waste accumulated in global rivers till 2022

*109 million tonnes of plastic waste weighs as much as 18 million adult elephants.*

### Did you know?

By **2050**, there could be more plastic in the world's oceans than fish.







Part 4

# How we invested in our showpiece Gularia and Kumbhi plants



# How BCML deepened its cane development platform in Gularia





### **Introduction to the Gularia plant**

Established in 2007, Gularia is an integrated sugar complex in the Lakhimpur Kheri district of Uttar Pradesh. The unit is situated around 200 km from Lucknow, accounting for 10% of the Company's cane crushing capacity. The 150-acre complex comprises a sugar unit, power plant, distillery and agro-products division, making it distinctive within the Company. The plant produces a high grade sugar (85 ICUMSA), marked by superior grain size and lustre. The unit is a BCML benchmark for asset utilisation, recovery, operating efficiencies and resource consumption (power, water and steam).

# 6 ways we transformed Gularia into a showpiece



## #1 Engaging in varietal replacements

### Before

More than 90% cane farms across Central and Western Uttar Pradesh comprised the Co-0238 variety. This variety offered higher yields and recovery over competing varieties with a validated resistance against pest attacks.

Three years ago, these areas were affected by red rot disease. Gularia was not spared; around 25% of the Gularia cane area was affected. Cane output declined from 150 lakh quintals in

2019-20 to 122.7 lakh quintals in 2020-21 coupled with a lower sugar recovery.

### Initiatives

The Gularia unit's cane team promoted two new cane varieties (Co-118 and Co-15023) as a suitable replacement for the Co-0238 variety. Cane farmers were actively persuaded through personal engagement, media advertisements, bulletins, video films and WhatsApp messages.

### Outcome

In the sugar season of 2023-24, half of Gularia's cane area was covered with Co-118 variety and 15% by the Co-15023 cane variety. This helped moderate coverage of the Co-0238 variety to around 24% and a projected 5% or less by the sugar season 2024-25. This broadbasing and recalibration is expected to enhance the robustness of cane output from the Gularia command area.

## # 2 Deeper engagement with cane research institutes

### Overview

Prominent cane research institutes are engaged in the development of advanced cane varieties. These varieties now possess an early maturing tendency, enhanced resilience to pest attacks, superior yield and recovery. These institutes are driven by the commitment to enhance farm incomes and strengthen the country's rural fabric.

### Challenge

The Company's Gularia unit comprises low lying tracts vulnerable to monsoonal water logging.

### Response

The focused cane research institutes implemented the specialised CoLK-14201 addressing a customised need for low lying areas.

### Initiatives

The Gularia team incentivised and encouraged farmers to plant the CoLK-14201 variety in vulnerable tracts.

### Outcome

Around 3.62% of the cane areas were covered by the CoLK-14201 cane variety in 2023-24 (0.24% in 2022-23).





### # 3 Proactive disease mitigation

#### Challenge

Around 25% of cane fields in and around Gularia were affected by the top borer disease in 2020-21.

#### Mitigation initiatives

The unit implemented chemical and mechanical control mechanisms. The unit used the Coragen chemical to mitigate disease spread. The unit arrested the top borer disease following a labour-

intensive operation, extricating affected sticks from farms.

#### Outcome

The unit restricted top borer disease spread, protecting standing cane.

### # 4 Replacing non-performing cane varieties

#### Challenge

During 2023-24, the Gularia unit encountered a challenge in the need to reduce the coverage of non-performing cane varieties (Co-98014, Co-94184 and Co-5011) considered unfavourable for farmers and sugar manufacturers.

#### Initiatives

The unit developed a cane area map to reduce these varieties during fresh planting. In 2023, the fresh planting of these non-performing varieties was replaced with high sugar cane varieties (Co-118,

CoLK-14021 and Co-15023) planted in large numbers.

#### Outcome

Gularia sugar recovery (pre-diversion) compared to sugar season 2021-22 increased 73 bps in season 2023-24 (26 bps in season 2022-23).

### # 5 Deepening farmer relationships

#### Overview

At Balrampur, continuous farmer engagements represent the cornerstone of sustainable operations. The Gularia unit's enduring farmer relationships have made it among the best performing units within the Company.

#### Initiatives

The cane team at Gularia visits farmers, enquires about their problems, and provides suggestions to improve cane farming. The unit provides pesticides, insecticides, press mud, helping enhance farm yields. The unit manufactures bio

potash from the boiler ash and sludge from the distillery, which are subsidised for farmers. The team also professes the use of high yielding cane varieties through seminars and bulletins by scientists. The unit encouraged farmers through video films to enhance an awareness on high sucrose cane varieties.

### # 6 Data-driven cane development process

#### Overview

The mining, use and sharing of cane data in Gularia is distinctive, enhancing effectiveness.

#### Initiatives

The unit uploaded 100% of the digitised data of autumn planting in October 2023 (tentative data upload on the government website). This was facilitated

by plot-wise GPS mapping uploaded on government sites, which ensured data accuracy for cane growers and other stakeholders.


#### Targets for 2024-25

The Gularia unit expects to improve the varietal balance and around the narrative

## '15023 lagana hai, mill ko jaldi chalana hai'

The unit aims to enhance Co-15023 and CoLK-14201 cane variety coverage with correspondingly high yields and recovery, while reducing Co-0238 coverage to less than 5% by 2024-25 a - best-in-class varietal balance across Uttar Pradesh.

# Our cane development snapshot at Gularia



## Cane crushed in Gularia

122.69

lakh quintal in sugar season  
2020-21

133.13

lakh quintals in sugar  
season 2021-22

142.42

lakh quintals in sugar  
season 2022-23

129.06

lakh quintals in sugar  
season 2023-24

## Cane area in Gularia

34,278

Hectares in 2020-21

35,065

Hectares in 2021-22

38,422

Hectares in 2022-23

41,238

Hectares in 2023-24

## Total cane purchase in Gularia

393.71

₹ crore in sugar season  
2020-21

460.55

₹ crore in sugar season  
2021-22

493.09

₹ crore in sugar season  
2022-23

471.45

₹ crore in sugar season  
2023-24

## Number of days of cane crushing in Gularia

150

Days in sugar season  
2020-21

157

Days in sugar season  
2021-22

170

Days in sugar season  
2022-23

158

Days in sugar season  
2023-24



### Number of farmers engaged in Gularia

42,777

In sugar season 2020-21

49,024

In sugar season 2021-22

54,001

In sugar season 2022-23

53,446

In sugar season 2023-24

### Recovery (pre-diversion in C-Heavy terms) in Gularia

12.07%

in sugar season 2020-21

11.25%

in sugar season 2021-22

11.51%

in sugar season 2022-23

11.98%

in sugar season 2023-24

### Why Gularia ranks among BCML's most productive cane development hubs

Proactive disease mitigation



Increase in qualitative cane area



First unit to have an ideal varietal balance

Promoting procurement at gate



Partnership with cane research institutes



Enduring farmer relationships

Data driven process



One of the leading sugar recovery units in Uttar Pradesh



# Environment sustainability at Gularia

## Waste management

- The unit commissioned a plant to capture CO<sub>2</sub> generated from distilleries; the unit captured around 7900 tonnes of CO<sub>2</sub> (thereafter sold).
- The unit developed bio potash granules using a combination of sludge (generated from distilleries) and ash (from incineration boilers).
- The unit captures methane gas for the production of bio potash through the condensate polishing unit.

## Water management

- The unit commissioned a condensate polishing plant in 2022, reducing 500 KLPD in ground water extraction. The unit added a clarifier in the condensate polishing unit in 2023, helping achieve desired results and 100% capacity utilisation.
- The unit developed a lagoon for rainwater harvesting, enhancing off-season water availability.
- The unit installed a pipe network across the unit for treated lagoon water to be used within and by neighbouring farmers.

## Emissions management

- The unit already commissioned an incineration boiler, compliant with government norms.
- The unit overhauled the electrostatic precipitators and scrubbers.
- The unit overhauled wet scrubbers and installed additional nozzles (strengthening emission compliance norms).

## Biodiversity management

- The unit engaged in Miyawaki plantation and other plantation techniques; it appointed a horticulture officer responsible for tree plantation; employees owned the responsibility to protect trees
- The unit created tree fencing and tree guards
- The unit ensured the cleanliness, beautification and recharging of public ponds

# How BCML transformed cane operations at Kumbhi

## Introduction

Balrampur Chini Mills Limited set up a greenfield integrated sugar complex in Kumbhi in the Lakhimpur Kheri district of Uttar Pradesh. The plant commenced operations in April 2007 with a cane crushing capacity of 8,000 TCD and

co-generation power plant of 20 MW. The unit is around 185 km from Lucknow, currently accounting for 12.5% of the Company's cane crushing capacity post expansion of its sugar capacity to 10000 TCD and co-generation capacity to 32.7

MW. The 165.54 acre plant comprises a sugar and co-generation plant. The Kumbhi plant is rated among the best in terms of environment compliance due to superior water and biodiversity management initiatives.

## #1 How we replaced the Co-0238 cane variety

### Backdrop

The Co-0238 cane variety, once considered beneficial, accounted for 90% of the cane area within the unit.

### Challenge

Around three years ago, the variety was affected by red rot disease, affecting yields and recovery.

### Response

The Kumbhi unit management replaced the Co-0238 cane variety with the

Co-118, Co-15023, Co-98014 and Co-LK14201 cane varieties and reduced it to 13% across its command area.

### Results

Due to the proactive varietal replacement, the Kumbhi unit reduced the effect of crops damaged due to red rot disease in 2022-23 and 2023-24.

## #2 How we provided agri-inputs to farmers

### Backdrop

Cane farmers were reluctant to use advanced agri-inputs in their cane fields. This moderated yields, increased crop damage and reduced farm incomes.

### Initiatives

The Company facilitated the distribution of agri-inputs like potash, trichoderma and corogen insecticides. The Company encouraged agricultural mechanisation by promoting farming equipment

(tipplers, trash mulchers, power tillers, electronic spray machines, cultivators and small tractors, among others). Farmers were encouraged to increase mechanisation for better yields.

### Major achievement

The Company encouraged the usage of tractors, tipplers, power tillers and seed drills in Kumbhi over a span of five years. In FY 23-24, the Company supported the agricultural community by

distributing trash mulchers. To enhance farm protection against wild animals, it promoted the usage of solar panels.

### Results

The command areas at Kumbhi produced 15.47% of the Company's cane output (15.00% in sugar season 2022-23). The unit crushed 156.15 lakh quintals of cane in sugar season 2023-24 compared to 154.55 lakh quintals in sugar season 2022-23.

### # 3 How we sampled the soil scientifically

**Backdrop**

The Company undertook soil sampling to determine the quantity and nature of nutrients for sugarcane.

**Initiatives**

The Kumbhi cane development team developed an understanding on areas where different nutrients would prove conducive.

Achievements: The Company sent 2822 soil patterns for sampling in Kumbhi during the year under review.

**Results**

This initiative helped generate improved cane quality, benefiting the unit and company.

### # 4 How we brainstormed with farmers

**Backdrop**

Balrampur guides farmers to excel in cane farming by listening to their challenges and responding with speed.

**Initiatives**

The Kumbhi cane development team guided farmers across the cane development lifecycle (seed planting to procurement) following brainstorming sessions related to planting, irrigation, disease management, crop protection and farm mechanisation.

**Results**

Farm yields strengthened an average 2.97% in Kumbhi and generated a sugar recovery pre-diversion of 12.00% in sugar season 2023-24 (11.67% in sugar season 2022-23).

### # 5 How we popularised ratoon management equipment

**Backdrop**

The Company retains the ratoon generated from sugarcane, generating a higher recovery over plant cane.

**Initiatives**

At Kumbhi, we focus on multiple ratooning.

**Results**

The ratoon management equipment was effectively used and helped generate a large quantum of quality cane.

**2024-25 outlook**

The Company fixed cane varietal replacement targets, seeking to increase cane variety Co-118 from 28% to 43%, Co-15023 variety to 10-23% and CoLk-14201 4-8% while reducing the coverage of Co-0238 variety from 13% to 2%, CoLk-94184 cane variety from 23 % to less than 10% and C98014 from 5% to a mere 2% by the end of sugar season 2024-25. The Company aims to increase area under cane in sugar season 2024-25 with a corresponding increase in crushing.

*Case study* | **Protecting cane from wild animals**

<p>Kumbhi’s cane area was affected by the intrusion of wild animals from proximate forest areas.</p> <p>The animals would devastate the standing cane crop, affecting farmer prospects.</p> <p>The farmers engaged with the</p>	<p>Kumbhi team, seeking protective safeguards.</p> <p>The Kumbhi cane development team explored a workable solution.</p> <p>The Company ideated the use of solar panels for farmers. These panels were used to create electrified</p>	<p>fences, effectively protecting farms from wild animals and enhancing agricultural security.</p>
---	---	--



# Our cane development snapshot at Kumbhi

## Cane crushed in Kumbhi

113.33

lakh quintals in sugar season 2020-21

130.97

lakh quintals in sugar season 2021-22

154.55

lakh quintals in sugar season 2022-23

156.15

lakh quintals in sugar season 2023-24

## Cane area in Kumbhi

38281

Hectares in sugar season 2020-21

37435

Hectares in sugar season 2021-22

42375

Hectares in sugar season 2022-23

46482

Hectares in sugar season 2023-24

## Total cane purchase in Kumbhi

364.79

₹ crore in sugar season 2020-21

454.20

₹ crore in sugar season 2021-22

534.98

₹ crore in sugar season 2022-23

572.07

₹ crore in sugar season 2023-24

## Number of days of cane crushing in Kumbhi

140

Days in sugar season 2020-21

154

Days in sugar season 2021-22

178

Days in sugar season 2022-23

157

Days in sugar season 2023-24

## Number of farmers engaged in Kumbhi

50135

In sugar season 2020-21

52978

In sugar season 2021-22

59602

In sugar season 2022-23

63074

In sugar season 2023-24

## Recovery (pre-diversion) in Kumbhi

11.83%

in sugar season 2020-21

11.27%

in sugar season 2021-22

11.67%

in sugar season 2022-23

12.00%

in sugar season 2023-24

# How BCML has deepened environment protection at Kumbhi

## Emissions management

- The boilers at Kumbhi helped control steam consumption in the sugar unit within the norms of the Central Pollution Control Board.
- The unit commissioned a wet scrubber system and back filters, maintained during the season and off-season.
- The unit's wet scrubber system was connected to a web portal that facilitated real-time monitoring.

## Water management

- Kumbhi became the first sugar unit within the Company to achieve zero ground water extraction, achieved through sugar vapour condensate recycling (using boiler water).
- The unit used 20 biochemical oxygen demand of water (well within statutory norms).
- The unit commissioned a double stage condensate polishing unit
- The unit spent ₹4.22 crore to protect water quantity and quality during the plant's expansion.
- The unit consistently maintained the effluent discharge norms as per CPCB / UPPCB guidelines

## Biodiversity management

- The Kumbhi unit undertook the Miyawaki method of plantation which is an afforestation technique for cultivating fast growing groves of native plants.
- The unit adopted proximate ponds.
- The unit facilitated rainwater harvesting to promote sustainable agriculture.
- The unit tied up with a plant to extract biogas from press mud; the end output was sent to the farmers.

## Waste management

- The Kumbhi unit engaged a Kanpur Company as a waste recycling partner.
- The sludge generated from the effluent treatment plant at the unit is used by the Company to produce potash.



*Case study*

## **How we achieved zero groundwater discharge in Kumbhi**

### **Reality**

On account of no distillery in the Kumbhi unit, the recycled water was required to be reused in the sugar unit.

However, the turbines in the sugar unit were of a kind that could not accommodate large cooling towers.

The water mass of these cooling towers provided a huge opportunity to make up 800 to 1,000 KLD of water within the plant capacity of 10,000 TCD.

### **Initiative**

The Kumbhi unit planned to use water to make up the boiler feed, a challenging decision. The unit encountered challenges as the condensate polishing unit could not run at 800 KLD and necessary modification was undertaken.

### **Outcome**

The first condensate polishing unit in Kumbhi ran at 800KLD and the second condensate polishing unit ran at 400 KLD, eliminating groundwater discharge. The Kumbhi unit became the first sugar unit within the Company to achieve this.









Part 5

# How we have enriched our stakeholders

# How our Stretch commitment has helped enhance shareholder value

## Overview of our value-accretive business model

At BCML, our value-creation engine has been driven by the manufacture of products that address societal responsibility on the one hand and a synergic cane-driven relationship between the various products. The result has been an incentive to scale the resource base and downstream businesses, enhancing supply chain security at one and value-accretive end revenue growth at the other.

### Large addressable market

The Indian sugar market consumption is growing at a reasonable rate each year

The Indian ethanol market is likely to report a larger demand than supply

India is likely to accommodate a larger proportion of renewable power in its electricity mix

### Sustainable competitive advantage

The Company possesses the second largest cane crushing capacity in India's private sugar sector

The Company possesses arguably the lowest cost structure among large companies in India's sugar sector

The Company possesses among the most under-borrowed Balance Sheets in India's sugar sector

### Outcomes of our approach

The Company has consistently reported better results in India's sugar sector

The Company's cost of funds has progressively declined

The Company completed six share buybacks in the last seven years, the only such instance in India's agri-based sector

The Company has consistently been among India's most valuable sugar companies

The Company's credit rating of AA+/(Stable) outlook by CRISIL, is the highest accorded to any sugar company in India

### Scale

Second largest Indian integrated sugar company (80000 TCD) with 1050 KLPD distillery capacity

The second largest number of mills owned by any Indian sugar company

### Operating efficiency

Average recovery across five years ending sugar season 2023-24 was better than the Uttar Pradesh average

Per person productivity increased to ₹92.36 lakh in FY 23-24 from ₹74.42 lakh in FY 22-23

Gearing improved from 0.19x in FY 19-20 to 0.14x in FY 23-24

### Responsibility

Deep governance commitment; de-risked approach; established credibility

Driving rural cane and services procurement

Focus on moderating the consumption of finite natural resources

Complete commitment to SOP-driven safety for all workers

### Sustainability

Investment in business platforms for sustainable scalability

Long-term relationships with farmers ensuring resource visibility

Building long-term assets out of free cash flows and retained earnings

Low debt-equity ratio provides a strong Balance Sheet





## The broad elements of how we enhanced shareholder value over the years



### How we enhanced our valuation

#### EBITDA margin

14.44

% EBITDA margin  
in FY 21-22

10.98

% EBITDA margin  
in FY 22-23

14.05

% EBITDA margin  
in FY 23-24

#### Return on Capital Employed (RoCE)

20.72

% RoCE in FY 21-22

12.55

% RoCE in FY 22-23

17.22

% RoCE in FY 23-24

### How we reinforced our operations

#### Number of plants

3

in 2000

10

in 2024

#### Crushing capacity (TCD)

20,500

in 2000

80,000

in 2024

#### Saleable products

3

in 2000

5

in 2024

#### Saleable co-generation capacity (MW)

Nil

in 2000

175.7

in 2024



### Employees

2731 | 6,056  
in 2000 | in 2024

### Distillery capacity (KLPD)

60 | 1050  
in 2000 | in 2024

### Pre-diversion sugar recovery (%)

9.96 | 11.72  
Sugar season 1999-2000 | Sugar season 2023-24

### Value of cane procured (₹ crore)

275.55 | 3687.32  
Sugar season 1999-2000 | Sugar season 2023-2024

## Balrampur: Outperformer

### Credibility

1,462.62  
₹ crore,  
long-term loans repaid  
in ten years ending  
FY 23-24

### Vendor credibility

~31,000  
₹ crore,  
of cane purchased from  
farmers in the ten years  
ending FY 23-24

933.36

lakh MT,  
of cane crushed in the ten  
years ending FY 23-24

### Mean profitability

10  
Number of years the  
Company has been  
profitable at the cash level  
in 10 years ending  
FY 23-24

4,772.91  
₹ crore, quantum of cash  
profit generated in the 10  
years ending FY 23-24

### Margins

9  
Number of years out of 10  
when EBITDA margin was  
in excess of 10%

9  
Number of years out of 10  
when PAT was positive

# Our Integrated Value Creation Report

## Overview

There is a greater need for an integrated approach that addresses stakeholders' disclosure needs of today while creating a foundation for emerging reporting standards. This integrated approach represents an advanced system for reporting, facilitating and communicating megatrends without the complexity and inadequacy of existing reporting requirements.

There is a growing stakeholder appetite for information related to business model resilience, which factors non-financial considerations. Integrated reporting promotes integrated thinking, factoring inter connectedness (purpose, business model, risks, and opportunities).

Integrated reporting has enhanced accountability, stewardship and trust; it has helped harness information flow and transparency ushered by technology. The new format has helped enhance capital

allocation leading to superior long-term investment returns. This capital allocation ensures that emerging needs can be addressed without affecting profitability. The result is that the integrated reporting framework reconciles sustainability reporting with financial reporting; it couples perspective of an organisation's strategy, governance, performance, and prospects through a sustainability lens by considering the totality of a company's value creation over the short, medium, and long term.

The utility of this reporting platform is derived from its capacity to cover all stakeholders touched by the Company's business - employees, customers, suppliers, business partners, local communities, legislators, regulators and policy makers. The breadth of coverage indicates its utility, versatility and applicability.

Besides, the utility of this reporting format draws on the Company's competence expressed through a range of corporate disciplines - financial, management commentary, governance, remuneration and sustainability reporting – to explain how value has been created, enhanced, sustained and protected.

The Integrated Reporting Framework, supported by the IFRS Foundation's International Accounting Standards Board and International Sustainability Standards Board, offers a flexible approach aligned with evolving standards. By creating an integrated report, organisations aim to effectively communicate their strategy, purpose, business model, risks, opportunities, and performance, enhancing transparency and understanding.

## Principles

### Strategy and future

Provides detailed information on the strategy related to immediate and long-term value creation.

### Connectivity of information

Explains holistically a company's strategies, risks, and opportunities that could influence value creation.

### Stakeholder relationships

Discusses the business relationship with relevant stakeholders and how it responds to their needs.

### Materiality

Discloses information materially relevant to the Company's ability to create value (short, medium, and long term).

### Concise

Addresses information in a succinct manner.

### Reliability and completeness

Uses accurate information negative or positive without bias.

### Consistency and comparability

Presents the report in a consistent manner with easy comparisons with previous year's performance.



## Benefits

Integrated reporting enhances how organisations think, plan, and report their business with the following benefits:

### Universal foundation

It serves as an enduring foundation for corporate reporting, addressing internal and external reporting.

### Cohesive messaging

It provides cohesive messaging across an organisation's narrative, enhancing insight into strategy and value proposition.

### Deeper insight

It provides the management with a deeper insight into decisions taken and how they influence value creation (or do not).

### Stakeholder understanding

It enhances stakeholder understanding of how a management makes decisions, invests capital, and measures performance.

### Efficiency

It can improve reporting efficiencies, streamlining the process of complex information communication.

### Trust and credibility

Modern stakeholders favour businesses that do not just provide the necessary goods or services but do so in a way that conserves natural resources, enhancing trust.

## Our sustainability platform

### Strategy

- Created a cane development platform as the 'mother' of all activities
- Built a cane-based eco-system that comprised cane and value-added downstream products
- Progressively invested in biofuels and will do so in biopolymers through forward integration

### Resource access

- Broadbase the cane basket towards early maturing and disease-resistant varieties
- Engage in proximate, continuous and growing cane procurement
- Sustain the Company's respect for cane payments before the mandatory 14 days of procurement

### Products basket

- Extend from three businesses (sugar, ethanol and green power) to a fourth (biopolymers)
- Create a complementary product mix that remains viable across market cycles
- Exercise capacity fungibility (sugar to ethanol and vice versa) as and when permitted by the government / market dynamics

### Manufacturing excellence

- Leverage the power of stretch, generating more from less
- Focus on high yields, low cut-to-crush tenure and attractive recovery
- Sweat assets and other resources for enhanced outcomes

### Financial structure

- Focus on progressive deleverage and enhanced capital efficiency
- Enhance working capital efficiency (except for fleeting policy change phases)
- Increase the revenue proportion of non-sugar businesses

### Environment integrity

- Generate more from less, the most effective environment management response
- Invest in futuristic technologies that enhance resource efficiency
- Comply completely with the regulatory standards of the day

### Talent management

- Create leaders at every factory, role and level – top-down and bottom-up
- Strengthen processes and systems, enhancing operational predictability
- Build teams comprising subject matter experts, deepening competence

### Community engagement

- Deepen the Company's presence and interest in community welfare
- Work with partners with a specialisation in community engagement
- Address unmet or under-addressed community needs

## Stakeholders who empower value-creation

At Balrampur, every stakeholder is responsible for our sustainable long-term success

### Employees

They bring to the table insights and experience across cane procurement, manufacturing, quality, finance etc.; the Company provides a merit-respecting workplace, stable employment and productivity-enhancing tools

### Shareholders

They provided capital when we went into business and the Company seeks to remunerate them through dividends (directly) and superior valuation (indirectly), influenced by enhanced RoCE, free cash, lower debt and share buyback

### Vendors

They provide resource access (cane, equipment and services). The cane – accounting for ~78% of the Company's total expense - is paid to farmers in less than 14 days, which is now an industry-wide confidence-enhancing benchmark that motivates farmers towards increased planting

### Customers

They purchase our products, generating resources to sustain our operations. Our focus is to sell to a larger and wider number of customers repeatedly, enhancing revenue visibility

### Communities

They provide precious social and local capital, comprising employees and other supports for our business, putting a premium on reinvesting to make these communities sustainable

### Governments

They fix cane prices that we need to pay farmers, outline long-term policies and provide a stable framework (law, order, policies etc.). These make it possible for us to work productively and pay our taxes in full and on time



## The resources that go into the value we create



### Natural capital

We derive all our resources - cane, water, fossil fuels and carbon sinks - from this capital. As a responsible organisation, we consume responsibly, leaving a large part for the community and the world



### Social and Relationship capital

We engage actively and responsibly with various stakeholders (employees, communities, governments, customers and supply chain partners); this ensures that their deliverables to us remain consistent and predictable, the core of the governance commitment.



### Intellectual capital

We conceive, develop and protect our trademarks, copyrights, intellectual property and organisational systems, processes and protocols. Over the years, their responsible use has translated into a competitive advantage.



### Human capital

We have developed a proprietary way of working, which represents a complement of skills and knowledge across individuals and teams. Our success is derived from the effectiveness of our talent retention



### Financial capital

We access funds from lenders or owners and our success is tied to our capability in balancing the blend - the right proportion of debt or net worth to enhance profitability and sustainability



### Manufactured capital

We invest in physical infrastructure (buildings, equipment, technologies and tools) that enhances our capability, productivity and competitiveness.



## These are the Balrampur constituents of value creation

Strategic focus	Innovate and excel	Cost leadership	Supplier of choice	Robust people practices	Responsible corporate citizen	Value-creation
<b>Key enablers</b>	<p>Process excellence, translating into higher plant availability</p> <p>The Company enjoys a track record of pioneering achievements, including transforming the Maizapur plant completely to ethanol manufacture</p>	<p>Culture of doing more with less</p> <p>Among the lowest production costs within the sector</p> <p>Under-borrowed Balance Sheet, marked by lower long-term debt and declining working capital outlay (increased this year due to policy change)</p>	<p>Virtually unlimited suppliers of cane from command areas</p> <p>Friend-philosopher-guide in helping farmer protect their crop and enhance yield</p> <p>Payment cycle of less than 14 days</p>	<p>People practice marked by delegation, empowerment, responsibility and accountability.</p> <p>Culture of training, fairness, reward and recognition</p>	<p>Responsible citizenship, marked by ground level activities in neighbouring communities</p> <p>Spent ₹12.91 crore in CSR activities, FY 23-24</p>	<p>Focused on stakeholder value-addition products, well-being and environment cleanliness</p>
<b>Major issues addressed</b>	Superior technology leading to production efficiency and quality	Any market cycle competitiveness	Revenue visibility, cost management culture and investing in advanced technologies	Enhancing people productivity through enhanced emotional ownership and simpler processes	Engagement with community members, understanding their needs and delivering transformative outcomes	Growing stakeholder need for enhanced value
<b>Capitals impacted</b>	Manufactured, Intellectual, Financial	Financial, Intellectual, Natural, Social and Relationship	Intellectual, Manufactured, Social and Relationship	Intellectual, Human	Social and Relationship, Natural	Intellectual, Manufactured, Social and Relationship

## Enhancing stakeholder value

### Employee value

Salary and wages	FY 20-21	FY 21-22	FY 22-23	FY 23-24
(₹ crore)	281.65	307.80	363.79	398.56

The Company has invested a progressively larger amount in employee remuneration, underlining its role as a responsible employer

### Customer value

Revenues	FY 20-21	FY 21-22	FY 22-23	FY 23-24
(₹ crore)	4811.66	4846.03	4665.86	5593.74

Quantity of sugar sold (domestic)	FY 20-21	FY 21-22	FY 22-23	FY 23-24
(lakh quintals)	113.26	102.63	90.38	94.72

Quantity of total alcohol sold	FY 20-21	FY 21-22	FY 22-23	FY 23-24
(crore BL)	16.52	17.65	19.79	27.07

Quantity of co-generated power sold	FY 20-21	FY 21-22	FY 22-23	FY 23-24
(crore Units)	42.63	34.93	31.69	40.76

The Company has increased volumes and revenues, an index of enhanced customer value

### Farmer value

Procurement (sugar cane)	FY 20-21	FY 21-22	FY 22-23	FY 23-24
(₹ crore)	3515.38	3252.97	3448.94	3937.93

The Company is among the largest cane buyers in Uttar Pradesh, enhancing rural prosperity

### Shareholder value

Market capitalisation as on 31 <sup>st</sup> March	FY 20-21	FY 21-22	FY 22-23	FY 23-24
(₹ crore)	4504.50	9985.72	7984.23	7302.31

The Company has created attractive shareholder value over the years through a complement of prudent strategy, accruals deployment, cost management and share buyback.

### Community value

CSR spent	FY 20-21	FY 21-22	FY 22-23	FY 23-24
(₹ crore)	10.68	11.20	11.95	12.91

The Company enhanced local prosperity through a complement of CSR programmes

# Statement of value created during the year under review



## Financial capital

The Company ensured prudent financial management practices and leveraged the business model to strengthen the Balance Sheet position and sustained business growth.

EBITDA

786.17

₹ crore, FY 23-24  
(₹512.32 crore, FY 22-23)

Cash earnings per share

29.72

₹ in FY 23-24  
(₹19.87, FY 22-23)

RoCE

17.22

% in FY 23-24  
(12.55%, FY 22-23)

Net retained earnings

372.68

₹ crore in FY 23-24  
(₹123.91 crore, FY 22-23)

RoNW

14.32

% in FY 23-24  
(9.97%, FY 22-23)

Debt repayment

186.08

₹ crore in FY 23-24  
(₹105.58 crore, FY 22-23)

Cash operating profit

599.57

₹ crore in FY 23-24  
(₹405.03 crore, FY 22-23)

## Manufactured capital

The Company's management invested in new capacities and maintained existing ones to manufacture quality products and in building inbound/ outbound logistics to ensure an efficient supply chain. These investments also help manage our environmental footprint.

Manufactured throughput

>5

products (sugar, ethanol, extra neutral alcohol, power and potash granules)

11.22

lakh tonnes, sugar produced

27.99

crore litres, alcohol produced

89.77

crore units, power generated

Manufacturing units

10

sugar units,

5

distilleries and

10

co-generation plants

## Human capital

The Company's management, employees and contractual workers form a part of its workforce, their experience and competence enhancing organisational value.

**6,056**

Employees  
(6270 in FY 22-23)

**43.22**

Age profile  
% less <45 years  
(59% in FY 22-23)

**398.56**

Employee benefits  
₹ crore in FY 24  
(₹363.79 crore, FY 22-23)

**10.04**

Training  
person-hours per person in  
FY 24 (9.23, FY 22-23)

## Intellectual capital

The Company's focus on cost optimisation and operational excellence as well as its repository of proprietary knowledge account for its rich intellectual resource.

Cumulative senior  
management experience

**1524**

person-years (1327, FY 22-23)

Employees with the  
Company for 5+ years

**81.84%**

(80.67%, FY 22-23)

Apps and applications  
indigenously developed

**5**

(2, FY 22-23)

## Natural capital

The Company consumes raw materials sourced from nature. Its activities are directed to have only a nominal environment impact.

Water intensity

**144.91**

Litres per tonne of cane  
crushed (229.34, FY 22-23)

Particulate matter (boiler  
emissions)

**66.2**

mg/Nm<sup>3</sup> (76.4, FY 22-23)

Waste intensity

**4.57**

kg per tonne of cane  
crushed (5.54, FY 22-23)

## Social and Relationship capital

The Company's relationships with communities and partners (vendors, suppliers and customers) influence its role as a responsible corporate citizen.

Vendors\*

**30592**

in FY 23-24 (29200, FY 22-23)

Primary customers

**~6036**

in FY 23-24 (5500+, FY 22-23)

Direct Beneficiary  
impacted

**2.27**

lakh (2.05 lakh, FY 22-23)

% of consumer  
complaints resolved

**100**

% (100%, FY 22-23)

\*excluding cane growers



# Our Natural Capital

How we protect the environment in our agriculture business, strengthening the context of our business



## Overview

In a business that consumes natural resources (cane, water, soil and sunshine) there is a premium on responsible environment management. Any improvement in operational efficiency makes it possible to reduce the Company's environment footprint or load, enhancing responsibility. In view of this, competent Natural Capital management must be seen as a license for the Company to stay in business.

The Company addresses the resource-intensive nature of its business

through the 4R's approach, covering Recycling, Replacement, Reduction and Renewables. The Company catalysed operations through a formulated environmental management system across its ten locations. The Company engages its entire team – senior management to line staff – through a committee-driven structure in addressing environmental considerations across every operational stage. The convergence of processes, practices and systems has translated into an operational benchmark and best practices.

## Achievements

All BCML distilleries – five in all - are zero liquid discharge, a validation of its commitment to proactively invest in environment responsibility

The Company aims to further utilise treated water for its captive manufacturing operations

The Company invested in advanced technologies to moderate emissions to well below the statutorily prescribed norms.

## Water management

The manufacture of sugar and byproducts is water-intensive, making the management of this finite resource critical. Through responsible water practices, the Company remained committed to enhance operational efficiency, reduce environmental impact, comply with regulations and build positive relationships with stakeholders (especially the neighbouring community).

The Company encountered challenges in the management of treated water generated from sugar processing on account of sub-optimal technologies. The Company adopted a technology where treated water was used in the high-pressure boiler in place of raw ground water. During the peak winter, there will be limitations in area where the units could use the treated water for irrigation but as the raw water has been entirely replaced by the treated water, the challenge was mitigated. The Company commissioned state-of-the-art effluent treatment plants and a condensate



polishing unit for its sugar and distillery operations. As a result, the Company reduced groundwater extraction to well below statutory norms.

### Emissions management

Through effective emission reduction, the Company reinforced its environmental stewardship. The Company invested in best-in-class technologies to reduce boiler emissions; its bagasse moisture resulted in improved calorific value, lower fuel consumption and lower

related emissions. The result is that the Company's Maizapur unit was ranked among the best within the sector for its moderated steam consumption.

The Company commissioned incineration boilers with back filters and electrostatic precipitators to moderate emissions below the prescribed 50 SPM. The Company's emissions from sugar operations (inclusive of a power plant) was below 100 PPM (standard norm 150 PPM).

### Waste management

The Company commissioned granulation plants in three units; this consumed all the ash and sludge to make an end product that served as farm manure and was procured by fertiliser companies on account of 17% potash. The Company marketed press mud to agencies engaged in the manufacture of compressed biogas.

## Pollution reduction

### Air emissions

**Generation:** Produced through the Company's fuel consumption in boilers.

**Mitigation:** The Company improved boiler efficiencies by arresting sensible heat loss. The Company took up a project to improve deaerator steam temperatures in two boilers in Gularia, which improved the steam fuel ratio of boilers.

### Polluted water

**Generation:** The wastewater from the mill house comprises oil and grease. The waste water generated from the sugar and distillery units contained COD/BOD and TDS. After treatment the level of the same in the treated water was ensured well within the specified norms by the CPCB.

**Mitigation:** The Company installed a condensate polishing unit in all the 9 sugar units and all 5 distilleries to treat water.

### Fly ash emissions

**Generation:** Fly ash is generated from incineration boilers.

**Mitigation:** The Company installed plants to manufacture potash granules using fly ash.

### Raw spent wash

**Generation:** Raw spent wash is generated from the Company's distilleries.

**Mitigation:** The Company concentrated the spent wash in the evaporators to produce slop; the same was burnt in the boilers to produce energy.

### Carbon dioxide

**Generation:** Carbon dioxide is generated during fermentation in the Company's manufacturing units.

**Mitigation:** The Company commissioned plants to manufacture dry ice that captures carbon dioxide in solid and liquid forms.

### Plastic waste

**Generation:** Plastic waste is generated from offices and manufacturing units.

**Mitigation:** The Company followed the extended producer's responsibility, engaging with an agency to responsibly dispose and recycle plastic waste.

# Natural Capital: *Our prudent water management*

## Vision

Gradually reduce ground water extraction across all our distilleries

### Achievements

The Company reduced ground water extraction across its distilleries in Maizapur, Gularia and Balrampur.

The Company achieved zero groundwater extraction in some of its sugar units.

The Company reduced 1.5-2.0 KL of water per KL of alcohol produced across two distilleries.

### Initiatives

The Company strengthened condensate polishing units across its distillery and sugar plants.

It possessed surplus water in its sugar units, which can now be reused in the distilleries instead of alternative applications.

It installed rainwater harvesting systems in some units and adopted ponds in proximate villages.

It installed state-of-the-art condensate polishing units in Balrampur, Maizapur and Gularia and revamped existing units in Babhnan and Mankapur.

### Technology

The Company deployed complex water management technologies (sludge

bed process) because of a high COD in water. The Company treated it through the aerobic system followed by the anaerobic system to reduce COD level. The Company invested to recycled water from the condensate polishing unit into distillery fermentation and cooling towers.

### Outlook

The Company expects to reduce groundwater extraction across its distillery units in 2024-25 and sustain water use at under 5KL per KL of alcohol produced in its distilleries.

### Attaining permissible water limits

**Challenges:** The Company generated waste water (200 litres per ton of cane) during the peak winter in the Kumbhi sugar unit.

**Responses:** The Company installed an 800 KL condensate polishing unit

at Kumbhi, which helped consume the entire wastewater in the boilers and moderate generation to less than the permissible limit.

**Outcome:** The Company replicated condensate polishing unit systems

in the Gularia, Babhnan, Rauzagaon and Maizapur units.



# Natural Capital: *Our emissions management*

## **Achievements**

Against the prescribed norms for Particulate Matter (PM) of 150 Mg per M<sup>3</sup>, the Company commissioned boilers, which are capable of achieving around the norm of 50 Mg per M<sup>3</sup>. The Company's electrostatic precipitators helped maintain 70 Mg per M<sup>3</sup> (against the 150 Mg per M<sup>3</sup> standard). The Company is equipped to reduce fuel intake per tonne of steam generated through improved milling and boiler efficiencies. The Company invested in advanced variable frequency drives, moderating power consumption.

## **Initiatives**

The Company invested in modern electrostatic precipitators inside its boilers. It replaced wet scrubbers with efficient alternatives in Rauzagaon, which helped reduce suspended

particulate matter from 122 Mg per M<sup>3</sup> to <75 Mg per M<sup>3</sup>. It installed a dense-based ash withdrawal system in boilers leading to responsible ash disposal. It replaced conventional drives with the variable frequency version, resulting in enhanced power efficiency. It installed continuous online SPM motors, the equipment monitored by authorised third party vendors on behalf of CPCB.

## **Outlook**

The Company will increase investments in advanced technologies and strengthen maintenance, moderating emissions.



# How we moderated our carbon footprint

## Carbon footprint

Balrampur Chini Mills prioritises a positive environmental impact for the society. In this regard, we conducted GHG emissions inventory calculations of our manufacturing units along with the Life Cycle Assessment (LCA) of sugar and ethanol. For this exercise, the Company sought assistance from CRISIL, an S&P Global company, that provided its expertise in data collection, methodology, approach, and emissions calculation. The results of the GHG emissions inventory and LCA will provide a baseline for measuring progress and identify areas where emissions can still be reduced.

## GHG emissions

Our total emissions for Scope 1, 2, and 3 in FY 23-24 was 0.97 million tCO<sub>2</sub>e. The breakdown of our emissions was as follows:

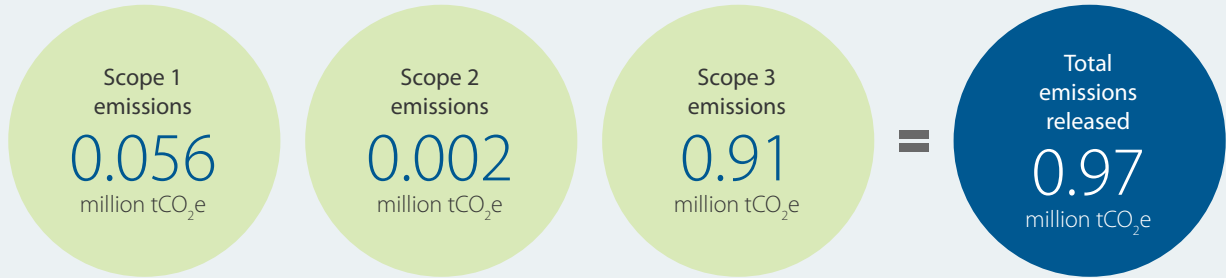
**Scope 1 and 2 emissions:** In FY 23-24, our Scope 1 emissions due to the combustion of fossil fuels in DG sets, vehicles, and fugitive emissions amounted to 0.0039 million tCO<sub>2</sub>e compared to 0.0014 million tCO<sub>2</sub>e in FY 22-23. Scope 2 emissions from the purchase of grid electricity was 0.0026 million tCO<sub>2</sub>e.

Note: In FY 22-23, the CH<sub>4</sub> and N<sub>2</sub>O emissions from biomass and fugitive emissions were not included in Scope 1 emissions calculation. In FY 23-24, the emissions due to CH<sub>4</sub> and N<sub>2</sub>O arising from biomass combustion (bagasse, slop, biogas & firewood) were calculated and accounted at 0.052 million tCO<sub>2</sub>e. Including the same, Scope 1 emissions for FY 23-24 was 0.056 million tCO<sub>2</sub>e.

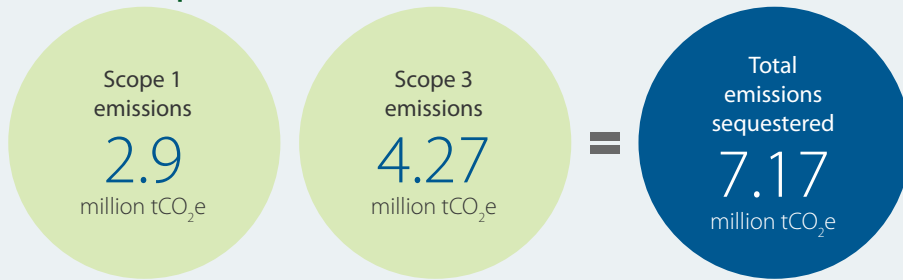
**Scope 3 emissions:** The total Scope 3 emissions from our upstream and downstream activity was around 0.91 million tCO<sub>2</sub>e, nearly 80% contributed by the purchase of raw materials and services, 11% from other upstream activities, and 9% from downstream activities.



### Emissions released

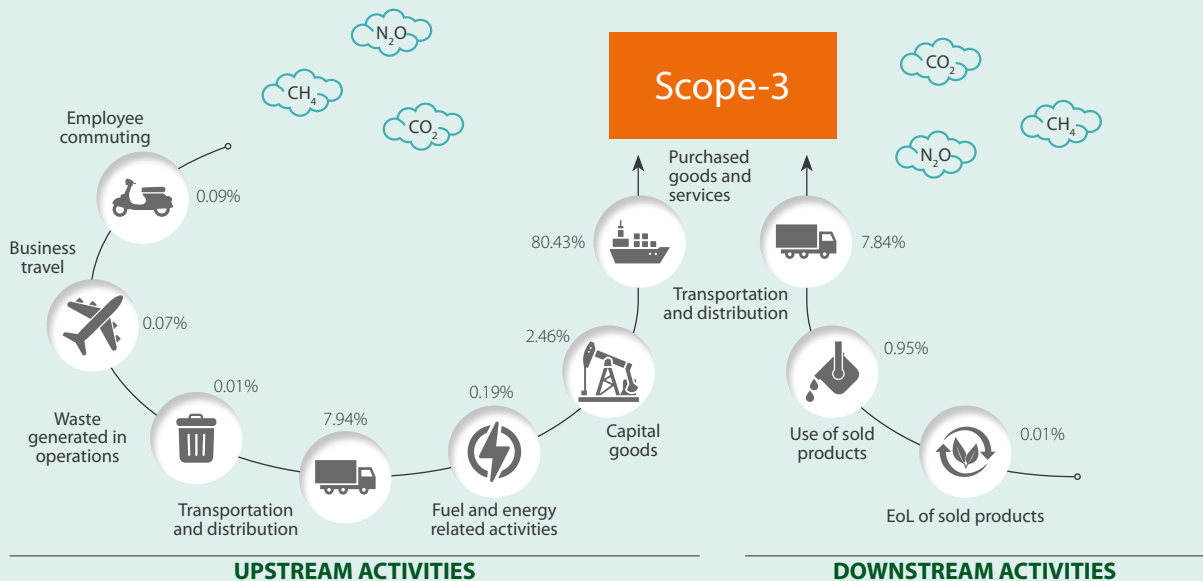


### Emissions sequestered



### Deep dive into Scope 3 emissions

In FY 23-24, we undertook an exercise to calculate emissions across our value chain — upstream and downstream. Under upstream emissions, we accounted for the purchase of goods and services, procurement of capital goods, emissions from fuel and energy related activities, transportation of raw materials and goods, waste generated in operations, business travel and employee commuted. Our downstream emissions accounted for the transportation of sold products, use of sold products and the end-of-life treatment of sold products. The total Scope 3 emissions were around 0.91 million tCO<sub>2</sub>e.







**BCML achieved a net negative carbon footprint, exceeding its goal of reaching net zero. This success was due to a total emissions reduction that resulted in a net offset of 6.2 million metric tonnes of CO<sub>2</sub> equivalent (tCO<sub>2</sub>e), calculated from the difference between emissions released (0.97 million tCO<sub>2</sub>e) and emissions sequestered (7.17 million tCO<sub>2</sub>e).**

At BCML, we relied on bagasse, slop and biogas as sustainable alternatives of fossil fuel; we reduced nearly 2.9 million tCO<sub>2</sub>e of Scope 1 emissions. We estimated that the sugarcane procured by BCML would have sequestered approximately 4.27 million tonnes of carbon dioxide during cane growth phase from seeding till harvest.

BCML achieved a net negative carbon footprint, exceeding its goal of reaching net zero. This success was due to a total emissions reduction that resulted in a net offset of 6.2 million metric tonnes of CO<sub>2</sub> equivalent (tCO<sub>2</sub>e), calculated from the difference between emissions released (0.97 million tCO<sub>2</sub>e) and emissions sequestered (7.17 million tCO<sub>2</sub>e).

We are committed to reduce our emissions and prepare a decarbonisation strategy. We are working to improve our energy efficiency and reduce consumption. We will continue to monitor and report emissions to ensure that we are progressing towards sustainability goals.

### **Life Cycle Assessment (LCA)**

We conducted a comprehensive life cycle assessment (LCA) study - cradle to grave - of sugar and ethanol to identify hotspots over the value chain where a reduction in environmental impact is possible. This strategic move underscores

our commitment to understand the environmental impacts of our products from raw material production to production to product use and disposal.

The objective of the LCA is to understand the environmental performance of the selected products to:

- Identify and quantify the impact of sugar and ethanol;
- Identify what stages of the life cycle of the products contribute to such impacts;
- Understand the drivers determining life cycle impacts;
- Identify and investigate potential improvement opportunities, if any.

The life cycle inventory data for sugar production in the sugar year of 2022-2023 was modeled using the LCA tool. The inventory data covered all unit processes pertaining to raw material production, cultivation and manufacturing (cradle to gate), transportation, usage, and end-of-life disposal (gate to grave). The assessment included all relevant environmental impacts covered under EN 15804, namely acidification, climate change, and eutrophication, among others.



## Life Cycle Assessment (LCA) of sugar and ethanol

Given below is the extract of the environment impact on climate change for producing 1 kg of sugar, which has negative emission of -1.546 (cradle to gate) and 1 kg of ethanol having a negative emission of -1.396 (cradle to gate).

1 kg of sugar

Impact category	Unit	Total	Cradle to gate	Gate to grave
Climate change – Fossil – GWP	kg CO <sub>2</sub> eq	0.212	0.107	0.105
Climate change – Biogenic – GWP	kg CO <sub>2</sub> eq	-1.645	-1.645	0.000
Climate change – Land use – GWP	kg CO <sub>2</sub> eq	-0.008	-0.008	0.000
<b>Climate change – Total - GWP</b>	<b>kg CO<sub>2</sub> eq</b>	<b>-1.441</b>	<b>-1.546</b>	<b>0.105</b>

1 kg of ethanol

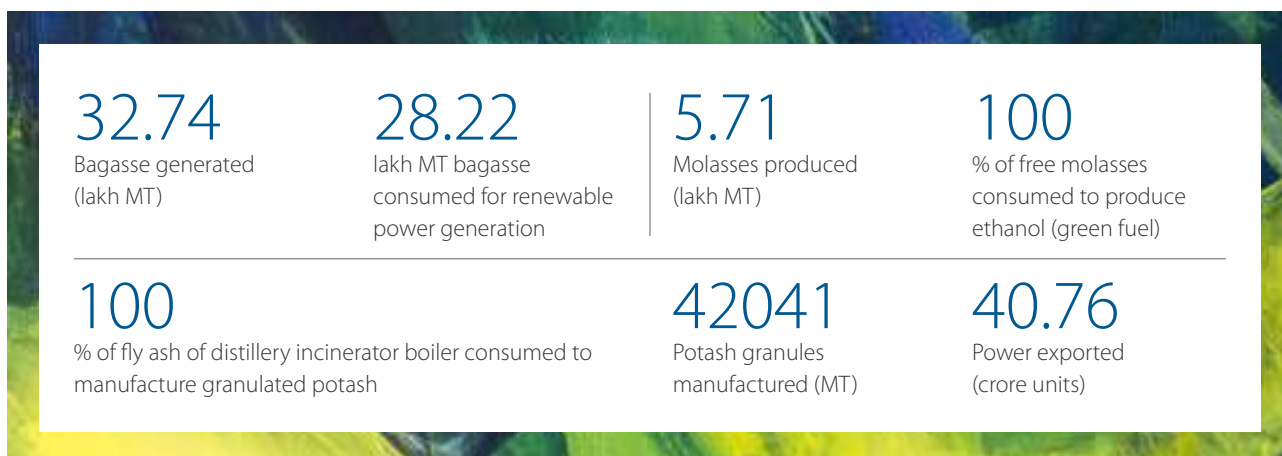
Impact category	Unit	Total	Cradle to gate	Gate to grave
Climate change – Fossil – GWP	kg CO <sub>2</sub> eq	0.373	0.265	0.107
Climate change – Biogenic – GWP	kg CO <sub>2</sub> eq	0.265	-1.647	1.912
Climate change – Land use – GWP	kg CO <sub>2</sub> eq	-0.015	-0.015	0.000
<b>Climate change – Total - GWP</b>	<b>kg CO<sub>2</sub> eq</b>	<b>0.623</b>	<b>-1.396</b>	<b>2.019</b>

Comparison: Ethanol V/s Petrol - GWP Impact Category

S.No	Impact category	UoM	Boundary	Ethanol production	Petrol production	Comparative remarks
1.	Climate change - Fossil - GWP	kg CO <sub>2</sub> eq	Cradle to gate	0.265	1.027	Climate change impact due to the burning of fossil fuel during the production phase was 74% less for ethanol compared to petrol.
2.	Climate change - Biogenic - GWP	kg CO <sub>2</sub> eq	Cradle to gate	-1.647	0.0001	The sugarcane-based ethanol production process positively impacted the environment, when compared to petrol, in the biogenic carbon and land use categories, on account of the carbon sequestered by sugarcane during its growth phase.
3.	Climate change - Land Use - GWP	kg CO <sub>2</sub> eq	Cradle to gate	-0.015	0.0001	
4.	Climate change - Total - GWP	kg CO <sub>2</sub> eq	Cradle to gate	-1.396	1.027	The overall climate change environmental impact of sugarcane-based ethanol production was positive compared to that of conventional fossil-derived petrol.

Further, based on results, 1kg of ethanol, when combusted, resulted in 0.014 kgCO<sub>2</sub>e of emissions released as against 3.15 kg CO<sub>2</sub>e of emissions released from the combustion of 1 kg of petrol a **99.5% reduction in combustion when ethanol was used**. This reinforced the commitment of BCML to reduce carbon emissions.

# How we reinforced our integrated sustainability



Particulars	UOM	CPCB norms	All sugar units			
			Season 2020-21	Season 2021-22	Season 2022-23	Season 2023-24
Cane crushed	MT	-	8751707	8883136	10300515	10090842
Total Effluent	KLD	200	186.98	177.45	151.32	156.59
COD of discharge water	Mg/L	250	133.78	127.77	113.36	111.62
BOD of discharge water	Mg/L	100 for disposal on land and 30 for surface water	18.44	19.22	16.90	15.76
TSS of discharge water	Mg/L	100 for disposal on land and 30 for surface water	20.04	19.27	18.60	16.28
Liquid discharge from distillery	Zero	Zero	Zero	Zero	Zero	Zero
Particulate matter (boiler emissions)	Mg/ Nm <sup>3</sup>	150	76.64	68.51	71.69	67.71
Particulate matter (ambient air)	Mg/ Nm <sup>3</sup>	100	18-22	18-22	18-22	18-22

Steam consumption as % of cane				
SS 2019/20	SS 2020/21	SS 2021/22	SS 2022/23	SS 2023/24
43.82	42.58	42.00	40.92	42.16*

\* Owing to a shift from B-heavy and juice route to C-heavy route owing to a revision in the policy of sugar diversion for the production of ethanol

## Big numbers

**1.66**

% reduction in steam consumption in the last five years

**1.24**

% increase in steam consumption in 2023-24 owing to a shift from B-heavy and juice route to the C-heavy route owing to a revision in the policy of sugar diversion for the production of ethanol

**1.08**

% reduction in steam consumption in 2022-23



# Natural Capital: *Our biodiversity management record*

## Overview

BCML stands at the forefront of corporate responsibility in biodiversity management, demonstrating a steadfast commitment through proactive and holistic strategies. By prioritizing initiatives that preserve and enhance biodiversity, BCML not only champions sustainable agricultural practices but also enriches community well-being. These efforts reflect the Company's dedication to safeguard the ecological balance and promote a harmonious co-existence between the industry and environment.

## Initiatives

The Company's rainwater harvesting, pond digging and recharging initiatives promote water conservation, sustain

local water tables, support aquatic ecosystems and mitigate climate change impacts, while preserving freshwater biodiversity.

The Company's tree plantation program, employing the Miyawaki method, enhances biodiversity by creating dense and diverse forests quickly, accelerating habitat creation and ecosystem resilience.

The Company promotes intercropping among farmers to diversify agricultural production and enhance biodiversity, mimicking natural ecosystems to improve soil health and support beneficial insects and wildlife.

The Company's core natural capital sugarcane crop is active in carbon sequestration, contributing to greenhouse gas reduction and biodiversity conservation through sustainable agriculture practices.

The Company prioritises soil health with organic manure, enriching soil organic matter and promoting biodiversity in the soil ecosystem through improved structure and microbial activity.

## Outlook

Through this comprehensive biodiversity approach, the Company is expected to catalyse long-term sustainability, address regulatory requirements, and enhance respect.



# Balrampur's green cover commitment

## Overview

The Company implemented best practices in tree plantation across its units.

## Trees planted by the Company

FY 21-22	FY 22-23	FY 23-24
1,50,137	1,84,354	1,66,773

### The Company faced the following challenges in this area:

#### Management and maintenance

Effective management and maintenance are essential for the long-term survival of planted trees and to maximise their ecological benefits. This can be challenging in rural areas where resources are often limited.

#### Damage by stray animals

Protecting newly planted trees from grazing by stray animals presents a significant challenge.

#### Land use conflicts

Conflicts arise from competing land demands for agriculture, infrastructure development, or industrial uses, complicating the identification of suitable land for tree planting.

**Inadequate funding:** Limited funding can restrict the resources available for both planting and maintaining trees.

#### Lack of access to technology

Many rural areas in India lack access to the necessary technology and equipment for tree planting and maintenance, such as irrigation

systems, soil testing kits, and specialised tools.

#### Climate change and weather variability

Climate change and variable weather patterns pose risks to tree planting efforts, as extreme weather conditions like droughts or floods can damage or destroy young trees.

#### Limited community involvement

Without substantial community involvement and engagement, sustaining tree planting initiatives over time can be difficult.



## The counter initiatives taken by the Company are as follows:

### Stakeholder engagement

Balrampur involved employees, local villagers, and students in tree planting activities through awareness campaigns, training programs, and volunteer initiatives. This approach fostered a sense of ownership and commitment to the tree planting efforts.

### Incorporating tree plantation as a core value

The companies that embedded environmental sustainability into their core values typically institutionalise

tree planting as a regular activity. This commitment is evident in the Company's policies, procedures, and reporting frameworks.

### Set targets and monitor progress

The Company set specific targets for the number of trees to be planted and actively monitored progress towards these goals.

### Establishing a dedicated team

Balrampur formed a dedicated team to manage tree planting activities. This team develops strategies for

tree planting, selects appropriate locations, and ensures the proper implementation and maintenance of the planting projects.

### Partnering with the community

The Company collaborated with local government bodies, forest departments, and community leaders like gram pradhans to carry out tree planting programs in rural areas. These partnerships ensure that the initiatives are sustainable and community-focused.

## Balrampur's tree planting practices

### Nursery management

The Company implemented a structured approach to managing nurseries, ensuring successful tree planting, focusing on quality seeds, seedling nutrition, pest and disease control, and appropriate watering techniques.

### Site selection

The Company chose sites with right soil, water availability, and sunlight exposure while avoiding areas susceptible to erosion, landslides, and flooding. The preferred planting locations included schools, hospitals, villages, and local areas.

### Species selection

The Company carefully chose the right tree species to enhance biodiversity. This included choosing native species

that are ecologically appropriate for the region, resistant to pests and diseases, low on water consumption, and capable of adapting to changing climatic conditions. This approach also incorporates the practice of Miyawaki plantation across areas.

### Planting techniques

The Company employed proper planting techniques critical for tree survival and growth. These techniques included digging the correct hole size, planting seedlings at the appropriate depth, and ensuring effective soil-to-root contact.

### Maintenance practices

The Company committed to maintaining planted trees to ensure their survival and growth. The maintenance efforts by the Company

included providing adequate irrigation, controlling weeds, and protecting seedlings from grazing animals. The Company has installed tree guards to provide improved protection, that have significantly improved the survival rate of the plants.

### Monitoring and evaluation

The Company regularly monitored and evaluated its tree planting initiatives to assess their impact and make necessary adjustments. Activities included tagging trees, tracking their growth and survival rates, and measuring carbon sequestration rates. The Company recruited competencies for enhanced biodiversity and survival of trees.



# Effective cane development and business sustainability

## Overview

The quantum of sugar cane generated from the Company's command areas influences revenue growth and profitability.

In turn, this competence is being influenced by appropriate cane variety selection, disease resistance, farm yield optimisation and recovery superiority.

Balrampur strengthened its cane management through captive nurseries,

best practices, widespread propagation and cane robustness. This provides the Company with the conviction to advocate expanded cane planting, employ modern farm catalysts or practices and collaborate with cane research institutes.

## Challenges and responses

### #1 The Company encountered a decline in cane availability that moderated asset utilisation and profitability.

The Company focused on a significant increase in cane area: to 3.60 lakh hectares in 2023-24 from 3.24 lakh hectares in 2022-23 and 2.94 lakh hectares in 2021-22, an increase of more than 20% in two years starting 2021-22. The Company crushed 1009.08 lakh quintals of cane in season 2023-24 compared with 1030.05 lakh quintals of cane in season 2022-23 and 888.31 lakh quintals of cane in season 2021-22, a 13.6% increase in cane availability in two years. In sugar season 2023-24, cane crushing declined marginally ~2% as compared to ~9% in Uttar Pradesh.

### # 2 The Company's diverse command areas were affected by the top borer cane disease in FY 23-24.

The Company implemented mechanical control – cut thousands of affected cane shoots – to reduce the impact of pests and top borer disease across its command areas.



## Competitive strengths

### First mover

Balrampur is considered a first mover in the area of cane development in Uttar Pradesh and among few companies with varied varieties under trial.

### Recoveries

The Company enjoyed among the highest recoveries (pre-diversion) in Central Uttar Pradesh, arising out of prompt disease control and varietal replacements.

### Monitoring

The Company monitored cane development minutely, methodically and comprehensively.

### Knowledge

The Company invested in agri-education and training by prominent scientists.

### Balram app

The Company's Balram app enhanced information flow between the cane development team and farmers, helping resolve challenges through responsiveness.

## Achievements, FY 23-24

- The Company reduced the cane area under the Co-0238 cane variety from 46% in 2022-23 to 25% in 2023-24
- The Company increased cane area for the Co-15023 cane variety from 2% in 2022-23 to 7% in 2023-24.
- The Company implemented mechanical controls to reduce the impact of top borer and red rot disease in its command areas
- The Company ensured the effective utilisation of the ratoon management equipment through the use of urea and irrigation in its command areas.
- The Company deployed tissue culture in farms and provided disease-free seed cane of exiting varieties to the farmers, likely to catalyse

multiplication and longevity of high yielding varieties (Co-15023, CoLK-14201 and Co-118)

- The Company developed a soil fertility map that helped track and plug soil deficiency
- The Company increased the distribution of potash (developed within) among farmers.
- The Company undertook proactive initiatives to reduce cane falls, enhancing recovery.
- The Company signed an agreement with a specialised cane research institute in Coimbatore to enhance access to advanced research

## Outlook

The Company aims to increase the cane area under the CoLK-14201 variety from

2% in 2023-24 to 10% in 2024-25. It aims to crush more cane in 2024-25 over 2023-24, a higher target to be addressed through a continuous increase in cane area, disease management, varietal replacement, active monitoring and timely planting.

The Company aims to reduce the cane area under the Co-0238 cane variety to under 5% by 2024-25 while the high yielding Co-15023 variety will be propagated among farmers and increase the cane area under CoLK-14201 from 2% in 2023-24 to 10% in 2024-25. The combination of these initiatives is expected to help the Company increase cane output in 2024-25 subject to weather vulnerability.

"Earlier, farming was dependent on manual labour. Balrampur empowered us with mechanisation, enhancing productivity. My farm productivity increased six times and my income doubled."

**Shyam Kishore,**  
Udaimali centre

"Balrampur pays for cane within five days of delivery. Nobody pays like this. This is the biggest motivation for working harder and growing more cane. What I will never forget is how it helped me counter red-rot disease with new seeds and pesticides. It almost felt as if they were the farmers, and I was a customer."

**Ali Sajjad,**  
Rauzagaon unit

## How we have helped transform the lives of thousands of farmers

We have helped enhance incomes, mindsets and lifestyles across rural Uttar Pradesh

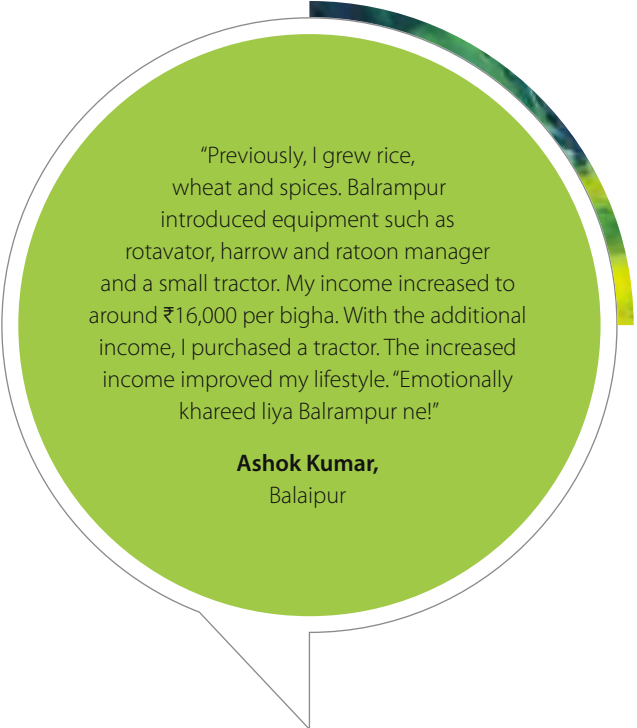
"Balram app ne zindagi badal di. We upload cane pictures on to the app and used its weather option a number of times for suggestions that has helped take decisions just in time."

**Arun Kumar,**  
Vikramjot centre

"In the past when we were not associated with Balrampur, we encountered challenges in selling our cane including payment delays. Balrampur proved to be a game changer: we got our full payment within 14 days of cane delivery. Besides, Balrampur helped enhance productivity over labour-intensive methods. The result: 40% increased income!"

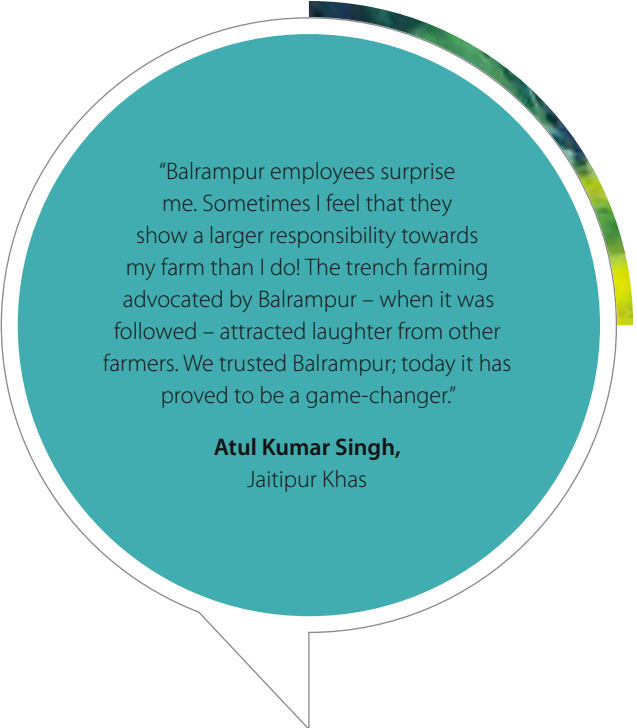
**Kanhaiya Singh,**  
Rauzagaon mill





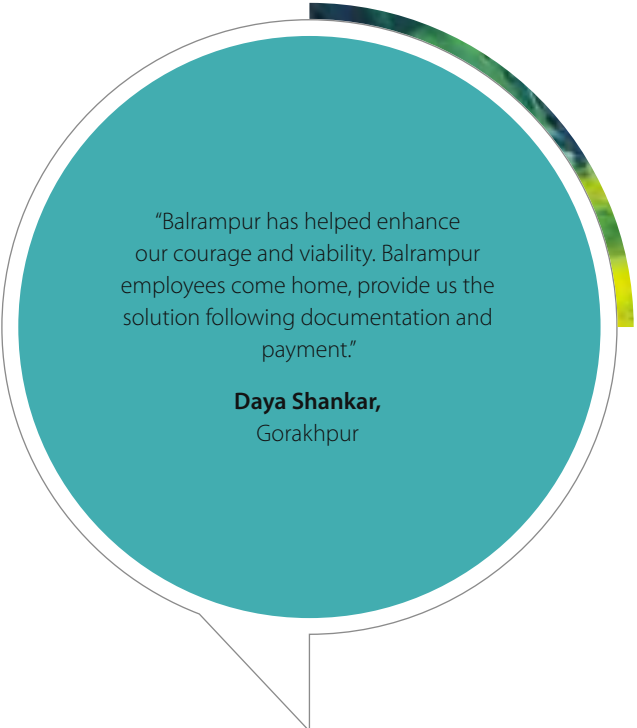
"Previously, I grew rice, wheat and spices. Balrampur introduced equipment such as rotavator, harrow and ratoon manager and a small tractor. My income increased to around ₹16,000 per bigha. With the additional income, I purchased a tractor. The increased income improved my lifestyle. "Emotionally khareed liya Balrampur ne!"

**Ashok Kumar,**  
Balaipur




"Balrampur employees surprise me. Sometimes I feel that they show a larger responsibility towards my farm than I do! The trench farming advocated by Balrampur – when it was followed – attracted laughter from other farmers. We trusted Balrampur; today it has proved to be a game-changer."

**Atul Kumar Singh,**  
Jaitipur Khas



"Balrampur has helped enhance our courage and viability. Balrampur employees come home, provide us the solution following documentation and payment."

**Daya Shankar,**  
Gorakhpur



"Balrampur recommended 'trench vidhi' cane planting, which enhanced scrutiny and reduced damage prospects. The result is more than a dozen farmers replicated the practice, enhancing my respect."

**Akhilesh Singh,**  
Jaitipur

# Our Financial Capital

A coming together of profitability, liquidity and sustainability



## Overview

The Company's financial capital is generated annually from the surplus derived from business operations and investment of financial assets. This comprises the timely mobilisation of debt in response to market dynamics and strategic needs.

## Financial Capital drivers

### Balanced

The Company grew its ethanol manufacturing capacity only to the extent of feed-stock available within, maximizing the use of resources and employed capital.

### Capital allocation

Nearly ~43% of the Company's investment since FY19 was invested in the increasingly profitable distillery business. Ethanol does not need to be inventorised and sells faster than sugar, accelerating cash flows and moderating working capital.

### Scale

Balrampur invested ~₹1884.18 crore in gross block in the five years ending FY 23-24. The Company increased its distillery capacity from its 560 KLPD to 1050 KLPD (effective during the 2022-23 sugar season) and is attractively placed to generate superior returns.

### Balance Sheet size

Working capital outlay of ~₹1263.79 crore in FY22-23, the Company's working capital increased to ₹1547.18 crore. The increase in working capital requirement was owing to a revision in the Ethanol Policy, which led to a higher sugar production, which will need to be stored longer.

### Debt management

The Company's ₹268.77 crore capital expenditure in FY 23-24 was funded through accruals. In FY2022-23, the Company's ₹856.09 crore capital expenditure was funded through accruals to the extent of ₹390 crore and the rest from term loan.

### Debt component and cost

At Balrampur, ~65.7% of our subsidised term loan borrowing of ₹461.30 crore as on 31<sup>st</sup> March 2024 helped sustain capital expenditure over the years, carrying 50% interest subvention from the Government.

### Cane dynamics

The Company invested in enhanced cane development, yield and volumes to broadbase operations.

### Sugar sacrifice

The Company responds to market dynamics and selects which product will be more profitable (ethanol or sugar), prompting a corresponding sugar 'sacrifice' quantum based on market dynamics.

### Multi-feedstock flexibility

The Company invested in a flexibility to switch between direct sugarcane juice and grains at its Maizapur distillery (320 KLPD), which will help operate the plant round the year with a higher RoCE and declining payback.

### Blend of molasses routes

The Company outlined processes for ethanol manufacture, a transparent matrix that pre-decides the process to be utilised across each plant and how it will contribute to profitability. In FY 23-24, the Company sacrificed ~9.42 lakh quintals of sugar (55.36% cane diverted to B-heavy) to produce more B-Heavy molasses compared to 9.64 lakh quintals of sugar sacrifice and 65.8% cane diverted towards B-Heavy in FY2022-23). The Company sacrificed a certain portion of sugar at the Maizapur unit and at its Balrampur unit to produce ethanol from juice. During the last year the Ethanol Policy was revised, which restricted sugar mills from diverting sugar under juice and B-Heavy route, which resulted in excess sugar production and a lower sugar diversion. Ethanol produced from cane syrup or molasses generated from within can be sold as soon as it is produced.



# Our Financial Capital outcomes at a glance

## Increasing capital efficiency

3877.63

₹ crore, capital employed,  
FY 23-24

3561.74

₹ crore, capital employed,  
FY 22-23

3034.22

₹ crore, capital employed,  
FY 21-22

## Rising net worth

3226.51

₹ crore, net worth,  
FY 23-24

2822.43

₹ crore, net worth,  
FY 22-23

2705.16

₹ crore, net worth,  
FY 21-22

## Lower gearing in the industry

0.14

(X), gearing,  
FY 23-24

0.21

(X), gearing,  
FY 22-23

0.09

(X), gearing,  
FY 21-22

#### Better structure (EBITDA/Net block)

29.79%  
FY 23-24

19.72%  
FY 22-23

42.83%  
FY 21-22

#### TCl margin

7.89%  
FY 23-24

5.77%  
FY 22-23

10.55%  
FY 21-22

#### How our liquidity has improved

Particulars	FY19-20	FY20-21	FY21-22	FY 22-23	FY 23-24
Cash accruals (₹ crore)	610.70	581.65	628.52	405.03	599.57



# Our Manufactured Capital



## Overview

The business of sugar manufacture places a premium on manufacturing efficiency.

This is the reason: the cost of raw material accounts for nearly 80% of the selling price of the principal end product (sugar). Besides, the cost of the resource and realisations of the end products

are influenced by the government, often narrowing margins and making it imperative to sweat all manufacturing competencies to be remain viable.

Over the years, Balrampur has emerged as one of the most competitive sugar manufacturers in India. This capability has been derived from the Company being integrated from raw material to

value-added downstream products, and the end product of one business serving as the raw material of another. Besides, all the downstream businesses are essentially derived from a single resource (cane), enhancing operational synergy.

Besides, Balrampur has deepened its manufacturing excellence through the interplay of high plant availability across





units, superior asset utilisation and a clarity on priority (culture), leading to cost leadership. Over the years, the Company's inspiring multi-decade track record of timely projects completion (coinciding with the start of the cane crushing season) has helped eliminate asset idling. The Company has also created an eco-system of spares and vendors, enhancing asset utilisation.

### BCML and quality

The Company invested prudently in manufacturing technologies marked by stability, obviating the need for periodic upgradations. Besides, digitalised controls enhanced the predictability of outcomes and moderated manual supervision. These technologies enhanced product attributes (sugar colour, grade size, taste, crystal lustre and hygiene); digitalised controls enhanced process consistency,

uptime and asset utilisation, moderating the gestation between commissioning and peak utilisation.

The Company's quality initiatives comprised the following: All manufacturing units approved by Food Safety and Standards Authority of India; benchmarked around international standards.

## Balrampur's manufacturing / project management strengths

### Culture

The Company built operations around nimble and informed decision making, which resulted in technical improvements through proprietary capabilities and without external vendors

### Timely commissioning

The Company completed the commissioning of distillery expansions on schedule

### Optimisation

The Company delivered in-process recovery higher than the prevailing average of peers in East and Central Uttar Pradesh.

### Quality

The Company implemented predefined quality standards for managing a refined sugar unit; a certification was obtained from an external agency as per Food Safety and Standards Authority of India (FSSAI) guidelines.

### Compliance

The Company's extensive compliance with regulatory requirements was marked by no penalties, show causes and legal issues.

### Efficiency

The Company deepened process parameters - bagasse pol, bagasse moisture, sugar recovery, steam and power consumption - to monitor ongoing plant efficiencies.

## Achievements

- The Company reported a net sugar recovery of 10.34% in FY 23-24 (9.43% in FY 22-23).
- The Company reduced technical downtime from 442 hours in 2022-23 to 257 hours in 2023-24;
- A 320 KLPD distillery expansion was completed in Maizapur in FY 22-23, the largest at a single location for the Company. The Company more than doubled the Balrampur unit distillery from 160 KLPD to 330 KLPD in FY 22-23

with a state-of-the art condensate polishing unit.

- The Company invested in upgraded equipment in the Balrampur unit, which enhanced capacity utilisation. Advanced technologies (condensate polishing unit and production) strengthened distillery output cum efficiency
- The Company operated modern tandems in the Babhnan unit, enhancing productivity
- The Company graduated the Kumbhi sugar factory into a refinery that produced premium sugar that

found acceptance by marquee FMCG (chocolate, biscuits and carbonated beverages) brands

- The Company's integrated units (sugar and distillery) were upgraded to zero liquid discharge; it moderated water consumption and maximised recycling

## Outlook, FY 24-25

The Company intends to introduce the non-touch option across all sugar manufacturing facilities and graduate the major portion of sugar output towards the refined equivalent, fetching better realisations over the sulphitation sugar.

# Our core business of sugar manufacture

## Big numbers

4697.31

Sugar revenues in FY23-24  
(in ₹ crore)

4338.57

Sugar revenues in FY22-23  
(in ₹ crore)

73.28

Sugar revenues as a %  
of the overall revenue,  
FY23-24

78.50

Sugar revenues as a %  
of the overall revenue,  
FY22-23

## Overview

Balrampur is one of the largest private sector sugar manufacturers in India, with the second-largest cane crushing capacity. As of 31<sup>st</sup> March, 2024, the Company had an aggregate crushing capacity of 80,000 tonnes of cane per day. With ten manufacturing plants strategically located in cane-rich Uttar Pradesh, Balrampur has optimised economies related to cane procurement, manufacture, by-product utilisation and logistics. The Company possesses five refineries and five sulphitation plants. Sugar is the Company's primary revenue contributor though the Company's excessive dependence on this product is declining in percentage terms.

## Challenges and responses

The Company was required to resume sugar manufacture from mid February 2024 in its Maizapur unit following the government's restrictions in diverting syrup to manufacture ethanol (the plant operations of 100% diversion of syrup to

produce ethanol had been temporarily discontinued).

The Company retained sugar manufacturing equipment, recalled employees who had been dedicated to sugar manufacture at that unit on a contractual basis and used the surplus manpower in other units. The Company's technical team and unit members revived sugar and C-Heavy molasses manufacture.

## Highlights, FY 23-24

- The Company crushed 108.45 lakh tonnes of cane in FY 23-24 compared to 93.66 lakh tonnes in FY22-23.
- The Company recorded a pre-diversion sugar recovery of 11.73% in FY23-24 compared to 11.55% in FY22-23.
- The Company produced ~20 sugar ICUMSA value across all its refineries, a sectorial benchmark for quality.
- The Company recorded a decline in power consumption following the use of variable frequency drives.

- The Company expanded its Kumbhi sugar unit by 2000 tonnes per day of crushing capacity.

## Competitive strengths

**Track record:** The Company is the second largest private sector sugar producer in India with a sectorial experience across five decades.

**Downtime:** The Company consistently delivers among the lowest downtimes in the Indian sugar industry.

**Location:** The Company's ten manufacturing units are located in the cane rich belts of East and Central Uttar Pradesh.

**Cane management:** The Company's cane management initiatives (varietal balance, timely planting, responsible plantation activities, best agricultural practices, minimum time lag between harvesting and crushing) have strengthened the business.

**Maintenance:** The Company ensures periodic maintenance during the off

season, resulting in nominal downtime during the season.

### Way forward

The Company aims to improve plant efficiencies further. It aims to undertake projects to reduce steam consumption,

replace low pressure boilers with increased capacity boilers. It will deepen research and development (moisture reducing devices, pan automation in sugar, membrane filtration and mist evaporation system), strengthening efficiencies.

## Operational snapshot

### Cane crushed (lakh tonnes)

Unit	March -20	March -21	March -22	March -23	March-24
Balrampur	15.46	16.79	13.64	12.36	16.83
Babhnan	11.75	11.22	10.12	10.89	12.70
Tulsipur	8.11	8.19	5.42	6.52	5.73
Haidergarh	4.70	3.39	4.44	4.94	5.52
Akbarpur	10.24	10.10	8.78	9.29	10.10
Rauzagaon	9.02	8.07	7.46	8.00	9.06
Mankapur	10.17	11.71	9.88	10.52	11.34
Kumbhi	13.58	14.38	12.69	13.24	17.55
Gularia	14.30	15.12	12.72	13.48	14.70
Maizapur	4.70	4.29	3.39	4.43	4.92
<b>Total</b>	<b>102.03</b>	<b>103.26</b>	<b>88.54</b>	<b>93.66</b>	<b>108.45</b>

### Sugar produced (lakh tonnes)

Unit	March -20	March -21	March -22	March -23	March-24
Balrampur *	1.70	1.75	1.35	0.82	1.54
Babhnan	1.30	1.09	0.96	1.08	1.34
Tulsipur	0.91	0.89	0.61	0.62	0.59
Haidergarh	0.52	0.39	0.51	0.56	0.63
Akbarpur	1.22	1.08	0.89	0.95	1.20
Rauzagaon	1.08	0.96	0.86	0.90	1.04
Mankapur	1.09	1.35	1.16	1.21	1.30
Kumbhi	1.70	1.51	1.21	1.37	1.87
Gularia	1.57	1.51	1.21	1.32	1.53
Maizapur **	0.58	0.44	0.34	-	0.18
<b>Total</b>	<b>11.67</b>	<b>10.98</b>	<b>9.10</b>	<b>8.83</b>	<b>11.22</b>

\* A third of sugarcane was diverted towards the syrup route during sugar season 2022-23

\*\* The entire sugarcane was diverted towards the syrup route during the sugar season 2022-23

In sugar season 2023-24 owing to a change in policy, diversion towards juice/syrup route was restricted.



# Our distillery business

## Big numbers

1689.01

Distillery revenues in FY23-24 (₹ crore)

1163.98

Distillery revenues in FY22-23 (₹ crore)

26.35

Distillery revenues as a part of total revenues, FY23-24 (in %)

21.06

Distillery revenues as a part of total revenues, FY22-23 (in %)

### Overview

In 1995, Balrampur commissioned a distillery that initiated its foray into the industrial alcohol and ethanol production. The Company's distillery units convert molasses into ethanol, catering to the growing needs of oil marketing companies while enhancing profitability and cash flows. The Company operates distilleries in five locations (Balrampur, Babhnan, Mankapur, Gularia and Maizapur) with an aggregate capacity of 1050 kilo liters per day (KLPD).

### Challenges and responses

The Company faced challenges due to an increased rice price and lower rice availability allocation by the Food Corporation of India.

The Company commenced trials with maize as an alternative resource in distillery operations.

### Highlights, FY 23-24

- The Company generated ₹1689.01 crore in revenues compared to ₹1163.98 crore in 2022-23
- The Company supplied 27.07 crore bulk litres of alcohol compared to 19.79 crore bulk litres in 2022-23
- The Company earned average blended realisations of ₹57.53 per bulk litre compared to ₹55.30 per bulk litre in 2022-23
- The Company reduced power and steam consumption and implemented a technology for spent wash recycling.
- The Company used fly ash from distilleries to manufacture granules.
- The Company manufactured and sold CO<sub>2</sub>.

### Competitive strengths

**Compliant:** The Company possesses distilleries that are zero liquid discharge compliant.

**Technology:** The Company's distilleries possess cutting-edge condensate polishing units (Balrampur, Maizapur and Gularia) with granulation plants (Gularia, Mankapur and Balrampur).

**Flexibility:** The Company produces ethanol from B-Heavy, C-Heavy and grain routes, increasing resource and tender qualification flexibility

### Way forward

The business outlook remains optimistic as the Company expects the National Biofuel Policy to return to its erstwhile direction. The Company expects to use maize as feedstock in the Maizapur unit to reduce its excessive dependence on rice.

### Operational snapshot

(in crore bulk litres)

Year ended	March -20	March -21	March -22	March -23	March -24
Alcohol production (including Ethanol, ENA etc.)	12.76	17.06	16.31	21.49	27.99
Alcohol sales	11.93	16.52	17.65	19.79	27.07

# Our stable co-generation business

## Overview

The Company entered the business of power co-generation in 2003 and enjoys co-generation power plants across all manufacturing facilities with a cumulative saleable capacity of 175.7 megawatts. The Company consumed ~ 54.60% of its co-generated power in FY 23-24 and exported the rest to the Uttar Pradesh state electricity grid and through open access.

## Challenges and responses

The government's decision to reduce power tariff payable to co-generation companies moderated returns and affected new investments. The Company took up the issue through the nodal sugar association to escalate and seek legal remedies.

After the power purchase agreements expires, the Company is expected to sell power in the open market. The Company started supplying power under open access from two plants (Haidergarh and Balrampur), fetching better realisations.

## Highlights, FY 23-24

- The Company's co-generation business produced 89.77 crore units of power compared to 71.87 crore units in 2022-23
- It exported 40.76 crore units to the state electricity grid and under open access compared to 31.69 crore units in 2022-23
- It generated average realisations of ₹3.97 per unit compared to ₹3.42 per unit in 2022-23
- It introduced steam saving projects in the Kumbhi unit, which helped reduce steam consumption and improve bagasse saving.
- It installed variable frequency drives in Tulsipur, Maizapur and Balrampur to optimise the per kilo watt consumption of the plant.

## Competitive strengths

**Largest:** The Company is one of the largest green power generators in Uttar Pradesh with a saleable co-generation

capacity of 175.7 MW as on 31<sup>st</sup> March 2024.

**Pioneering:** The Company pioneered the power business and was among the first in India's sugar sector to establish co-generation plants in 2003.

**Equipped:** The Company's plant configuration was economic and dynamic, capable of various modes of operations.

**Internal resource utilisation:** The Company's power plants produced industry-best process condensate returns; more than 97% water was recycled through power generation.

## Way forward

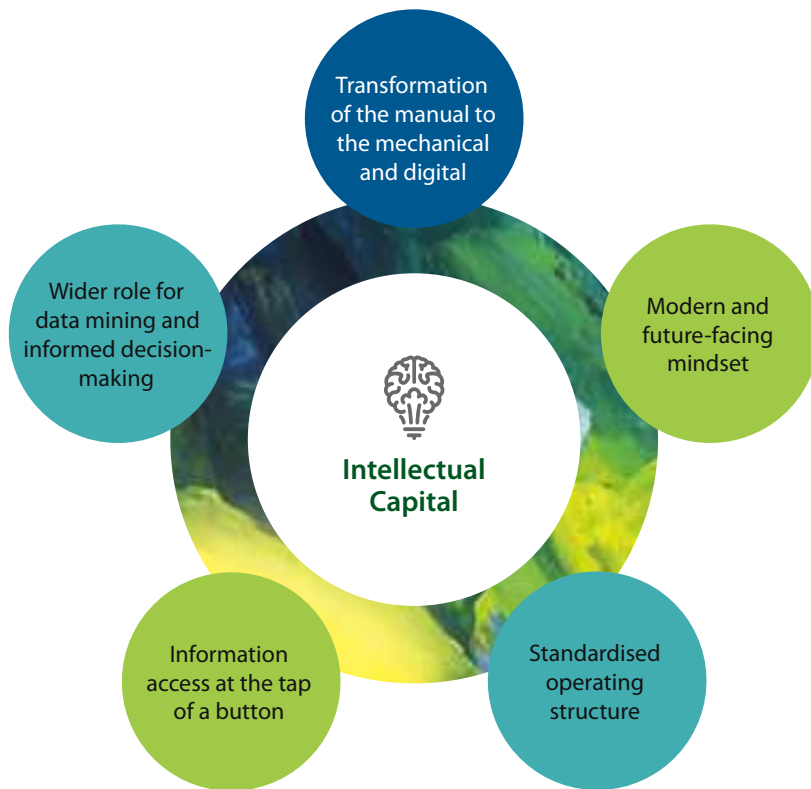
The Company will operate the power plants during sugar operations to address in-house requirements.

## Operational snapshot

(in crore units)

Power	March -20	March -21	March -22	March -23	March-24
Power generation	90.24	80.65	72.72	71.87	89.77
Power sales	52.61	42.63	34.93	31.69	40.76

# Our Intellectual Capital



## Overview

In a manually driven industry, Balrampur has been a pioneer in recognizing the growing role of institutional memory and digitalisation as a means of aligning acquired units, enhancing productivity and transforming legacy mindsets.

Balrampur has embarked since 2004 on a journey to centralise data using common platforms for informed decision-making. It emerged as one of the early adopters in India's sugar sector to develop proprietary cane management software, introducing structure in a complex

domain. Focusing on cane management and operations, Balrampur developed sophisticated applications for farmer data collection, enhancing efficiency and competitiveness.

At Balrampur, future-facing innovation resides at the centre of all we do. Our commitment to digitalisation has enhanced efficiency across operations. The Company makes proactive investments in, infrastructure and innovation, enhancing the quality of products, services and circular business practices.

## Our digitalisation journey

**2003-04:** The Company used to have isolated islands of information and different commercial applications installed in various plants.

**2005:** The Company implemented its cane management software

**2006:** The Company came up with the point-to-point radio frequency connectivity.

**2007:** The Company developed in-house commercial application software in Balrampur.

**2008:** The Company deployed multi-protocol label switching to create virtual private networks across the entire group

**2014:** The Company implemented SAP across all its plants.

**2019:** The Company migrated its SAP platform to SAP S4 HANA.

**2021:** The Company launched the Balram app to initiate online farmer engagements.

**2022:** The Company re-launched the Balram app developed in-house.

**2023:** The Company upgraded to SAP S4 HANA 22.9 version.

**2024:** The Company migrated to a single design, single database web application for cane management.





### What we were

The Company used legacy information software and client-based architecture where employees could derive desired information only after connecting to the local plant network.

The Company was required to connect with farmers physically through cane staff interventions.

The Company used a cane monitoring application, which was visual studio-based and centric within the plant.

### What we have become

The employees can obtain the desired information in a secured manner through its web based in-house web based mobile application.

The Company developed the Balram app and added features to ensure virtual connectivity with farmers.

The Company upgraded the technology used in the cane monitoring application in real-time on an organisational platform.

### Challenges and responses

**The unavailability of smartphone and internet connectivity in rural farmlands created challenges as Balrampur applications could not be downloaded.**

The Company increased demos and meetings with farmers so that they remained well-versed with farmer engagement initiatives.

**The Company faced a challenge to analyse and monitor plant equipment health.**

The Company developed mobile applications to ensure conditioned monitoring of the equipment.

### Our competitive strengths

**First mover:** Balrampur was a first-mover in the adoption of various technologies and applications:

- The first to deploy hand-held terminals at cane gates and out centers,
- The first to develop and deploy major mobile applications like cane survey applications,
- Integration of SAP S4 HANA
- In-house farmer interaction applications.

**Analytics-driven:** The Company enjoys a competitive advantage on account of the availability of analytics data and information at the fingertips.

**Robust cyber security:** The Company possesses a robust cyber security structure that protects it from potential cyber threats.

**Upgradations:** The Company is committed to continuously upgrade technologies to improve speed, accuracy and operational efficiency.

**Team structure:** The Company possesses efficient IT team in each plant, coupled

with a central IT team in Lucknow. The team members possesses the expertise to resolve technical challenges through upgradation.

**Economical:** The Company's IT team undertakes extensive due diligence that makes it cost effective.

#### Robust IP Strategy

The Company has a robust IP strategy pursuant to which it secures its IP assets through various trademarks and copyrights.



### Achievements, FY2023-24

- The Company improved the Balram app by providing live notifications to farmers in the case of transactions and procedures.
- The Company upgraded its SAP S4 HANA to SAP S4 HANA 22.9 version.
- The Company migrated its client server-based cane management application to a single design and single database web application.
- The Company upgraded laboratory analysis applications across units.
- The Company developed a mobile application for conditioned monitoring.
- The Company is working on improved cyber security aspect by deploying an e-mail gateway for better manageability of e-mail traffic.

### Way forward

The Company aims to improvise and develop additional Balram app features to enhance farmer connectivity. It plans to deploy advanced cyber security solutions; it is working on a managed detection and response system where the entire end points can be managed through a single dashboard.

### Big numbers

5.50

₹ crore, outlay in digitalisation in 2023-24

4.95

₹ crore, outlay in digitalisation in 2022-23

4.15

₹ crore, outlay in digitalisation in 2021-22

Case study

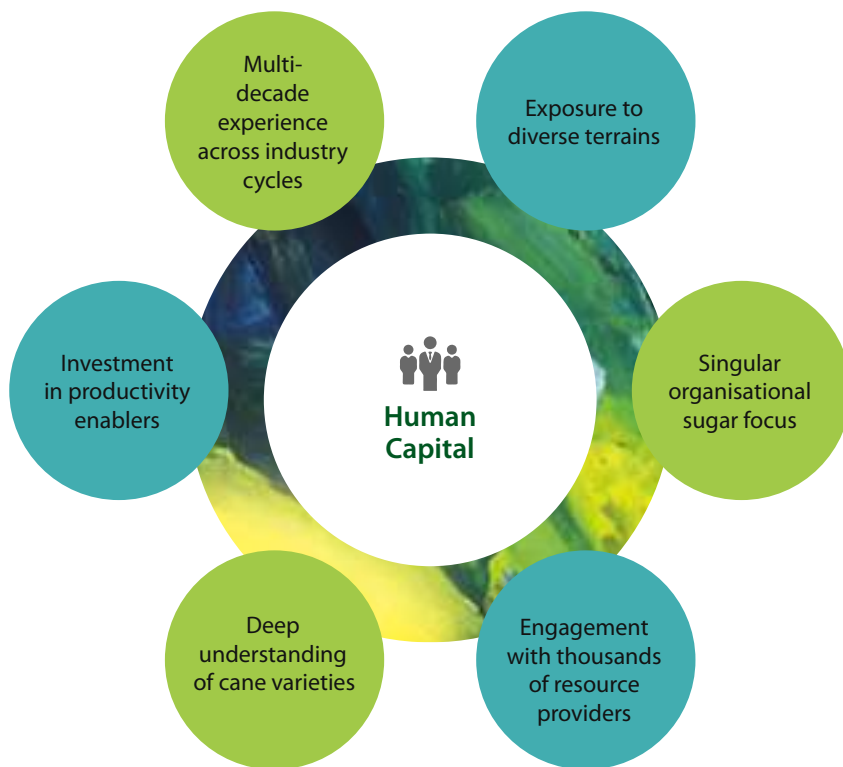
### Consolidating the cane management system

**Issue:** Different technologies were used in each plant that made consolidation difficult.

**Resolution:** The Company upgraded the cane management system based on legacy tools and technologies towards a web-based application of single design and common database with cloud-based technology.

**Outcome:** The Company consolidated a single design across the organisation; its modern cane management software is robust, secure and accessible.

# Our Human Capital



## Overview

Company's position is the result of selective recruitment, a stretch culture and progressive expansion cum diversification. The Company is recognised as a premier workplace within its sector, marked by an emphasis on fostering respect and excellence.

At the core of the Company's operations lies its commitment to nurturing top-tier talent, enhancing skills and benchmarking with the best industry benchmarks.

The Company prioritises the health and safety of its workforce, maintains positive employee relations, emphasises local talent sourcing and focuses on retaining skilled employees. These efforts underscore the Company's dedication to create a conducive and rewarding environment.

## Our human resource goal

Balrampur perceives to be a great place to work and offer a conducive environment for all its employees where they can have a career growth, learn and enjoy. The Company wants the employee families to be happy with the work environment especially in the units.

## Our validated human resource practices

**Induction:** The Company possesses a multi-layer interview system that ensures the right fitment of candidates for job roles. This elaborate mechanism ensures that new employees absorb the culture, history and vision.

**Learning and development system:** The Company's detailed learning and development system focuses on learning as a vital tool for people development. The learning and development system emphasises on-the-job training, classroom training and leadership level training that ensures that the deserving enjoy better career opportunities.

**Prioritise internal talent:** The Company promotes junior employees with requisite experience to higher roles in the event of vacancies (over lateral hiring).

**Annual appraisal:** The Company provides annual appraisals around a multi-level rating system that removes biases. The Company supports meritocracy and ensures that the deserving candidates are rewarded and promoted.

**Housing for employees:** The Company invested in upgraded employee housing, better roads and street electricity in addition to community halls, dispensaries and stores wherever required.



## Key initiatives, 2023-24

- The Company focused on the development of a skill matrix to assess employee competencies, gaps and corresponding training.
- The Company identified and trained high potential candidates to fill vacancies faster from within.
- The Company embarked on upgrading employee housing colonies across all ten units

- The Company organised engagement activities where specific budgets were offered to units to conduct competitions, awards and sports tournaments for employees and their families.
- The Company undertook Darwin box as its digital human resource platform where the database is located.
- The Company automated its learning and development system
- The Company provided Employees Stock Appreciation Rights (ESAR) to eligible employees

## Creating leaders at every level

The Company created leaders at every level through higher responsibilities and creating a seamless succession plan wherever needed. This helped evolve redundancy and shrink the learning curve.

## Way forward

The Company will continue to invest in initiatives that make it a Great Place To Work.

## Big numbers

92.36

(₹ in lakh) Per employee productivity / year

23

Women employees in 2023-24

10.04

Person hours of training per person in 2023-24

95.20

% of employees retained in 2023-24

45.7

Years, average age of employees in 2023-24

## Balrampur's employee health endeavours

The Company allocated a budget to its units directed at employee health checks at regular intervals. It collaborated with one of the hospitals to make sure that all blue-collar workers underwent a medical check. It started a dispensary in each unit addressing minor problems and first-aid issues. Its ambulance transports employees to proximate hospitals. It offered a medical insurance policy for all white-collar employees (₹2 lakh to ₹10 lakh); all white-collar employees above 40 years underwent an annual paid medical check while younger employees got a paid medical check once every two years.

## Balrampur's employee safety endeavours

At Balrampur, operational safety is critical across the following interventions: operation of rotary equipment, boiler

and TG operation, working at heights, temperature working (welding and cutting), sugar and alcohol loading, excavation, electrical maintenance, acid and chemical handling as well as static electricity generation. As with any industrial activity that involves manual labour, there could be possibilities of major and minor injuries, accidents and equipment breakdown.

The following initiatives address the high safety requirements of employees:

- The Company documented the requirements for employee safety that defined roles and responsibilities at each level (senior management to vendors).
- The Company defined probable safety risks and mitigation methodology through measures like safety induction and orientation. No employee can enter the plant without safety induction and training.

- The Company trained on the standard safety operating procedures during maintenance and operations.

- The Company introduced work permit systems to identify and analyse safety risks and hazards before new projects

- The Company introduced earth leakage circuit breakers (ELCB) and residues current circuit breakers (RCCB) that facilitate employee and equipment safety

- The Company introduced a new machine guarding concept (360 degrees) that reduced the chance of worker injury during operations

- The Company appointed qualified safety professionals and personnel trained around fire safety across all locations.

- The Company invested in a dedicated firefighting system along with trained fire professionals.

## Our employee safety activities

### Enunciated policy

The Company's employee safety policy comprised activities and initiatives directed to position the Company as a safety benchmark and zero harm, reviewed at every Board meeting.

### Importance

In Balrampur, employees are our principal asset; their safety is of importance and priority; lapses are not treated lightly, and safety enjoys a weightage in key performance indicators and key responsibility areas of all sectional, departmental and unit heads. The Company engaged auditors to conduct independent safety and fire audits.

### Board focus

The Company's ESG Committee was spearheaded by Mr. Vivek Saraogi, Chairman and Managing Director. An employee health and safety presentation at the start of each Board meeting comprises details on near-misses and incidents. The Chairman and Managing Director engaged periodically with unit heads wherein a time was exclusively allocated for employee health and safety; at the start of 2024 his video communicated a strong safety message in the vernacular across units.

### Awareness building

The Company is mandated to conduct at least one safety programme per week, not limited to plants but extending to employee families. During the year under review, Balrampur conducted electrical safety and LPG space safety with practical demonstration for housewives and children. The Company engaged in one-to-one interaction with workers at the shopfloor, classroom training or via mail, notice and mill posters.

### Team composition

The Company's employee health and safety initiatives were driven by Mr. Praveen Gupta, Whole Time

Director. The Company appointed an employee health and safety executive to supervise safety initiatives across manufacturing units. Each unit comprised dedicated and qualified safety professionals supported by a fire officer and fireman in each unit, who reported to the unit head. The Company's unit safety committee comprised workers and the senior management, which met once each quarter to discuss the safety agenda. The Company's safety team comprised 12 personnel as on 31<sup>st</sup> March, 2024.

### Team engagement

The Safety Committee conducted safety awareness programmes for all departments including toolbox talks, on-the-job training and personal engagements. The senior management met plant workers before the closing of the sugar season to identify safety concerns. The committee comprised employees drawn from all departments.

### Periodic reporting

The Company defined safety indicators (leading, current and lagging) to report each incident, unsafe behaviour, near-miss, accident case, loss of work, medical treatment, disaster and bottlenecking. All safety indicators were compiled by the HR and safety teams in the units and submitted to the head office each month and to the Board each quarter.

### Safety trainings

The Company defined safety training criteria and prepared safety modules. It mandated safety inductions as compulsory for employees; following this, the Company defined around 12 kinds of safety modules (work at heights, machine guarding, electric safety, safety at confined space, excavation work, lock out-tag out and try out), and training needs identification based on employee needs. It conducted 658

classroom training and 780 on-the-job training sessions with practical demonstrations. It introduced a post-training assessment to enhance standards.

### Mock drills / fire drills

The Company conducted mock drills according to statutory requirements. These drills were conducted on different probable emergency scenarios to demonstrate crisis management including mutual aid support, external communication, rescue procedures etc. Fire drills were conducted on monthly basis to increase awareness through a practical demonstration of the fire fighting system, Wet type drills demonstrated the operation of the Fire Hydrant System and dry type drills demonstrated the use of different fire extinguishers and methodology of hose management/ rescue techniques etc.

### Investments in suitable infrastructure

The Company provided platforms, railings and toe guards for working at heights. It introduced quality machine guards known as 360-degree machine guards. It invested in state-of-the-art firefighting systems. During 2023-24, the Company spent ₹11.05 crore in safety infrastructure.

### Safety investments

The Company introduced special safety equipments i.e. self-contained breathing apparatus, arc flash suits, fire proximity in each unit. The Company also used different job specific personal protective equipment based on nature of the jobs and risks associated with the jobs.

## Promotional / motivational programmes

### Safety Week celebration

Every year, the Company conducted Safety Week celebrations in each unit from 4<sup>th</sup> March to 10<sup>th</sup> March comprising training and awareness programmes, quiz competitions for colony members and their children, safety poster competitions for children and slogan competition for workers. Activities such as role plays, and annual safety awards distribution were conducted.

### Other Campaigns

The Company also celebrated the Fire Service Week each year from

14<sup>th</sup> to 20<sup>th</sup> April, Road Safety Week in January, World Environment Day on 5<sup>th</sup> June, and on Electrical Safety Week campaign in June.

### Addressing safety violations

The Company identified unsafe behaviour and unsafe conditions through assessments. It developed a structured approach to handle safety violations, starting with a formal warning. Penalties were levied in the event of repeat transgression in addition to disciplinary action.

### Minimising the repetition of violations

The Safety Officers recorded daily abnormalities in their respective units. The abnormalities were presented to a Safety Committee each month, which provided resolutions to minimise repetition.

### Conducting safety audits

The Company's three-tier safety audit (first round by internal safety officers, second round by safety head each quarter and third round of by external agencies) proved effective.

## Lost time due to injuries performance, 2023-24

Unit name	Near-miss	Near-miss	Lost Time Injury record	
	2022-23	2023-24	2022-23	2023-24
Balrampur	30	34	3	4
Babhnan	10	18	1	2
Tulsipur	13	9	1	1
Haidergarh	6	11	0	0
Akbarpur	24	25	0	0
Rauzagaon	33	64	0	0
Mankapur	13	36	0	0
Kumbhi	8	43	1	2
Gularia	27	21	2	1
Maizapur	95	58	7	3
<b>Total</b>	<b>259</b>	<b>319</b>	<b>15</b>	<b>13</b>

## Accidents frequency record

Year	LTI	AFR
2021-22	11	0.71
2022-23	15	0.55
2023-24	13	0.57

## Accidents frequency rate

2021-22	0.71
2022-23	0.55
2023-24	0.57

## Our safety certifications

- MAH licence under Factories Act for our distilleries
- PESO licence (Class A and Class B)
- Fire Safety Activeness certificate
- Pressure Vessel certificate
- Fitness certificate for lifting equipment
- No Objection certificate for sulphur storage
- On-site emergency plan
- Periodical Safety Audit by an external agency/competent professionals



# BCML: Emerging as a great place to work in

What our employees think about working with us

"I sent our CMD my tour programme across three factories. He asked me on a lighter note that why do you prefer to stay in Mankapur and not in Balrampur. This shows the care he takes of minute details despite a large workload of looking after ten units. This is another example, which shows our CMD's alertness. Our Maizapur unit was required to store 70000 tonnes of rice in four temporary godowns and silos. I researched the precautions that were to be taken during the long duration and posted it on our common WhatsApp group. The CMD immediately picked up the point and ensured that a standard operating procedure was created, which is now being followed across the unit. In BCML, anything big or small must reach its logical conclusion."

**Praveen Gupta,**  
Whole Time Director and Head of the Corporate Technical Team

"The Company encourages opinion sharing for challenging problems. The Babhnan and Balrampur projects were sharp on timelines and could be successfully executed only due to perseverance, persuasion and data reporting integrity."

**Ravi Srivastav,**  
Senior General Manager, Engineering, Corporate Technical Team

"I worked with two large sugar companies and feel that the collaboration between the units and between the head office and all units is what makes BCML different. In January 2024, we suffered equipment downtime; we connected with our Gularia unit to check on the availability of the same equipment; that unit responded within five minutes and the equipment was transported to us that very night."

**Sunil Kumar Yadav,**  
Chief General Manager, Kumbhi unit

"Balrampur provides a helping hand to employees regarding medical or financial issues. It treats employees like family and helps them whenever in need. It also rewarded employees with ESAR."

**Manish Purohit,**  
Vice President, Cane operations

"Balrampur is at the forefront of technological innovation. SAP S/4 Hana is central to its digital transformation journey. I am thrilled to share that BCML is not just a workplace but a thriving ecosystem where we pride on an unwavering commitment to embrace cutting-edge technology to drive innovation."

**Manish Agarwal,**  
Chief Technical Officer

"Balrampur considers cane growers as family. The management took the decision to run the plant even during the lockdown of COVID-19 pandemic to protect the financial interest of 5,50,000 cane growers otherwise their cane crop, the main source of their livelihood, would have proved unprofitable."

**Yogesh Kumar Singh,**  
Chief General Manager, Gularia unit

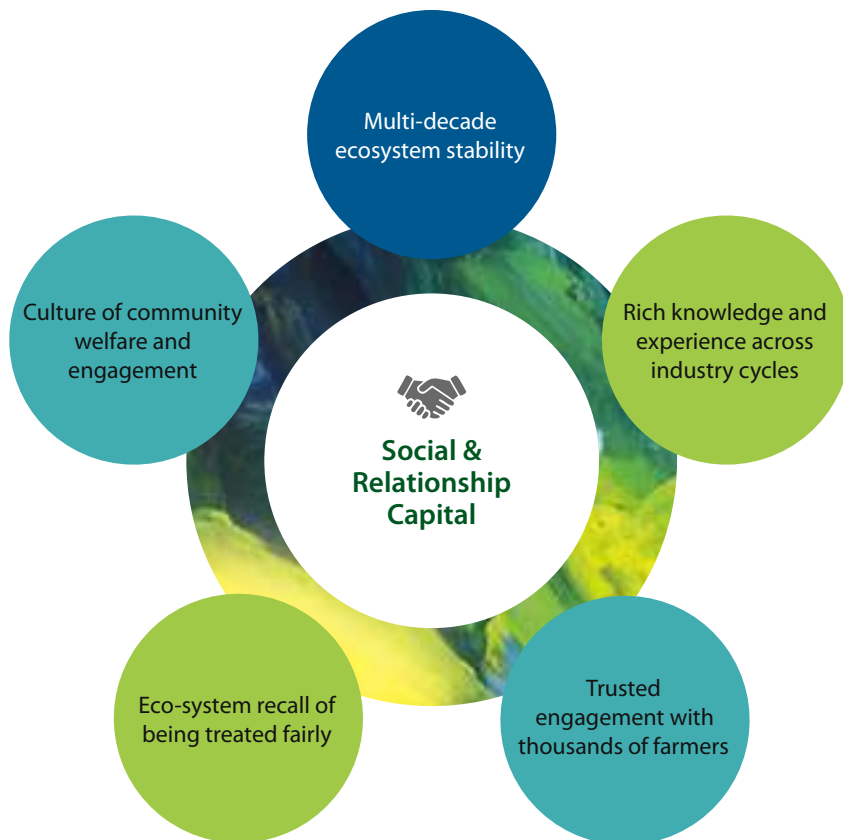
"At Balrampur, each individual is valued, respected and empowered. We spare no effort in ensuring holistic employee development."

**P. Sandeep,**  
Senior General Manager, Human resources

"During the recent capacity expansion when we were expanding the capacity of our effluent treatment plant through a reputed vendor, it was felt that some equipment may fall short. I asked for additional equipment, which involved capex, the same was approved immediately with a note that we cannot take any chance with ETP performance and environment-related matters. This shows how much our management is concerned about environment integrity."

**Pankaj Sahi,**  
General Manager, Production

# Our Social and Relationship Capital



## Big numbers

1.1

million lives touched through CSR initiatives

100%

Customer Satisfaction Index (out of 100)

## Introduction

The success of the Company is fundamentally based on social capital, which represents the value derived from the relationships, trust, and networks among individuals and groups. The robustness of its social capital has enabled the Company to navigate through changes in sectors and economic cycles effectively.

Sustainable success is not only determined by operational efficiency

or products quality but by relationship stability (social capital). This is of relevance in a sector where vendor cum farmer cum trader networks are critical to long-term sustainability.

Social and relationship capital comprises the relationships of the Company with individuals, other organisations and communities, influencing supply chain management, stakeholder engagement, market positioning, and regulatory compliance.

**Supply Chain:** Balrampur Chini Mills Limited leverages social capital to cultivate strong relationships with farmers, societies, and suppliers, crucial for sustaining continuous output in a business with condensed operational seasons. The Company extends sustainability initiatives throughout its supply chain, resulting in resource conservation, streamlined processes, cost savings, and increased productivity. Emphasizing local supplier support not only reduces costs but also enhances



customer benefits and community engagement.

To ensure a resilient and sustainable value chain, Balrampur collaborates closely with suppliers, encouraging them to enhance their environmental and social management systems and align it with the Company's policies. The Company upholds ethical standards by requiring suppliers to uphold internationally recognised human rights and prohibiting any form of child or forced labor through rigorous contract enforcement.

Balrampur values suppliers as integral stakeholders, providing platforms for open dialogue and issue resolution. The Company's commitment to fair practices is underscored by its Bonsucro Certification, validating adherence to rigorous standards in sustainable crop production. This certification not only enhances credibility but also strengthens the Company's position as a leader in ethical supply chain management.

In summary, Balrampur Chini Mills Limited demonstrates how nurturing social and relationship capital enhances supply chain resilience and sustainability. By fostering transparency, ethical sourcing, and continuous improvement,

the Company ensures long-term partnerships that benefit all stakeholders while reinforcing its commitment to social responsibility and environmental stewardship.

**Stakeholder engagement:** The sugar sector is influenced by relationships with rural stakeholders (local communities, governmental bodies, NGOs and industry associations), making it possible to stay in business and respond nimbly to market developments.

**Collaborations:** Stakeholder collaboration catalyses competitiveness, address challenges, explore markets and develop sustainable practices.

**Brand loyalty:** Balrampur invested in building trust, transparency and relationships with consumers.

**Policy advocacy:** The Company engages in policy dialogue and advocacy critical for shaping regulatory frameworks, a reflection of its environmental stewardship and social equity.

### **Stakeholder engagement**

**Communities:** Contribution to society through engagement with civil society; investment in social and economic development

**Customers:** Effective products and solutions addressing consumer requirements

**Regulators:** Compliance with all applicable rules and regulations

**Investors:** Rewarding investors through timely dividends and buyback

**Suppliers:** Timely procurement and payment

**Governments:** Contribution to governments through taxes and employment generation

**Media:** Transparent information sharing with the media

# BCML's CSR directed at marginalised communities



## Overview GRI 3-3

Balrampur Chini Mills Limited, being a responsible corporate, is driven not only by the need to make the world a better place through the manufacture of safe and technologically advanced products, but also by widening the circle of prosperity. The Company is committed to enriching the community it belongs to in addition to addressing corporate growth.

We established a robust system for governing our community initiatives, anchored in a continuous collaboration between the Board of Directors, the CSR

committee and Balrampur Foundation. We maintained high standards of due diligence, compliance, auditing and monitoring mechanisms across projects and partners.

**Balrampur Foundation**, a public charitable trust, executes the philanthropic projects of the Company and strives to elevate rural life quality through knowledge, tools, technologies, services, and awareness, guided by the principles of the 5Es (Empowerment, Education, Engineering, Energy, and Environment).

The Company collaborates with governments, district authorities, village panchayats, NGOs, and other stakeholders to enhance the reach and impact of its CSR activities. Our prominent CSR partners include the Agastya International Foundation, Purkal Youth Development Society, Krishnashray Gurukul Foundation, and Tathagat Trust, among others. The Company received the coveted CSR Excellence Award from ICSI and the Golden Peacock CSR Award from the Institute of Directors for its impactful CSR activities during the last year.



## Our corporate citizenship is defined by a number of priorities.

### Purpose-driven business

Our operations are dedicated to contributing positively to the world, ensuring that our business makes a meaningful difference.

### Broad ethical responsibility

We extend our ethical considerations beyond our direct stakeholders, impacting those not directly connected to our Company.

### Strategic CSR alignment

Our CSR projects are aligned with national and regional priorities to support the broader goals of the communities we serve.

Deep engagement beyond donations  
We move beyond financial donations

by actively participating in initiatives that aim for lasting positive change.

### Collaborative expertise

We partner specialised agencies that possess deep local knowledge and experience.

### Strategic societal investments

We focus on areas where our moderate investments can yield significant societal benefits, maximizing impact.

### Empowering beneficiaries

Our programs are designed to empower individuals, helping them gain control over their future.

### Grassroots focus

We prioritise initiatives that address the specific needs of grassroots

communities, ensuring relevance and impact.

### Evidence-based programs

Our initiatives are informed by comprehensive need-assessment surveys conducted through social research methodologies.

### Policy-driven approach

Guided by a robust CSR Policy, our efforts are overseen by a dedicated CSR Committee and senior management, ensuring structured and effective implementation.

### Continuous outcome monitoring

We maintain a regular tracking of our program outcomes to ensure they achieve their intended objectives.

## Our CSR committee

The Board of Directors established a dedicated CSR committee, which was led by Mr. Naresh Dayal, a Non-Executive Non-Independent Director, until 31<sup>st</sup> March 2024, who retired as Ex Secretary from the Health Ministry of Government of India, to formulate policies, approaches and principles for the selection,

implementation and monitoring of CSR activities. These policies were developed in alignment with established guidelines and standard operating procedures. The CSR committee is responsible for ensuring that the initiatives are conducted effectively with a focus on maximizing positive impact on society. Through careful deliberation and adherence to best practices, the

committee identified and prioritised areas where the Company's CSR efforts made a meaningful difference. This committee oversaw the implementation of CSR activities, ensuring that they were executed in accordance with approved policies and guidelines. Regular monitoring and evaluation mechanisms aided in assessing progress and impact.

## CSR spending

Year	Amount
FY 23-24	₹1,291.28 lakh
FY 22-23	₹1,194.74 lakh
FY 21-22	₹1,119.67 lakh
Last three years	₹3,605.69 lakh

## Our CSR focus areas

Sustainable livelihoods and women empowerment

Quality education

Quality healthcare

Rural development and transformation

Environment sustainability and climate change

## Key CSR programmes

### Sustainable livelihood and women empowerment GRI 413-1



We aim to empower individuals to become self-sufficient and independent in earning their livelihoods. Through skill training and the distribution of technologically advanced equipment, we contributed to the overall growth of the underprivileged rural communities. Through regular and sustained efforts, we raised the income level of farmers and provided women with an independent source of income. The Silai training Program for women provided significant economic empowerment through income generation from garment making, skill enhancement in tailoring and enhanced confidence among women. It has also fostered community contributions and improved overall well-being, illustrating its impactful role in women's empowerment.



### Quality healthcare GRI 413-1



BCML is dedicated to enhancing healthcare quality by expanding preventive health projects and strengthening Public Health Centers (PHCs), Community Health Centers (CHCs) essential for community healthcare delivery. This support aims to meet contemporary standards and effectively address local healthcare needs, particularly benefiting rural and underserved areas. BCML's organisation of health camps improves healthcare accessibility and community involvement, emphasizing preventive healthcare services such as screenings and education. The widespread endorsement of BCML's initiatives highlights community confidence and satisfaction, affirming their positive influence on healthcare outcomes and infrastructure enhancement.

### Quality education GRI 413-1



We are committed to build the future through quality education. We offered infrastructure assistance to government schools and established schools for underprivileged communities near our factories, ensuring access to safe drinking water, improved sanitation, and equipped facilities with playgrounds and parks. Additionally, we refurbished several government residential girls' schools, leading to a reduction in dropout rates. In collaboration with the Agastya International Foundation, we ran four Mobile Science Vans for promoting science education in remote villages through school programs, village camps, and science fairs. Our initiatives included special education, vocational skills training for children, women, elderly, and differently-abled individuals.



## Environmental sustainability and climate change GRI 413-1



BCML is committed to enhance Natural Capital through soil, water, and habitat conservation, engaging in afforestation and resource conservation. In FY 23-24, BCML built or improved ponds across six villages, creating a water harvesting capacity, and benefiting more than 20,000 people. We lit the streets and community places with solar streetlights to promote renewable, affordable and clean energy. Our afforestation efforts, which included Miyawaki forests, aim to increase green cover, improve biodiversity, and combat climate change. These initiatives highlight BCML's commitment to sustainable environmental practices and community involvement, fostering a cleaner and greener future.



## Rural development and transformation GRI 413-1



The Company aims to transform rural areas and create assets that simplify and enhance the daily lives of rural communities. In the last few years, we lit the streets and community places with high mast lights. BCML remained dedicated to community development, demonstrated by impactful initiatives aimed at improving local infrastructure and enhancing safety. The Company installed hand pumps to provide clean water, constructed 'pink toilets' to promote hygiene and gender inclusivity, and deployed CCTV cameras to enhance security. BCML built community halls and rest shades to foster social cohesion.





## Our CSR scorecard

### Health and well-being

78,834+

Patients benefitted

7

Healthcare facilities supported

10

Ambulances that were operational

### Environment

1,66,773+

Trees planted

18

Ponds cleaned, renovated and recharged

172

Solar lights installed

### Education

16,682+

Students benefitted

19

Schools covered for infrastructure support

63

Schools that introduced Mobile Science Labs

### Sustainable livelihood and empowerment

2,764+

Villages served

11,818

Farm equipment distributed

### Community development

70,902 +

Individuals benefitted

#### Case study | 1

Seema Kumari from Shamdariyan Purwa Gaon transformed her life through the Empowering Women Through Tailoring Skills Initiative by the Company's Maizapur unit. Previously struggling due to her husband's low income, Seema completed our free tailoring course (while similar courses charged up to ₹30,000). She received a free sewing machine and training, enabling her to sell suits, salwars and blouses. Now a skilled tailor, she works from home, supports her family, and encourages women's education in her village.





## Case study | 2

Sudhir Tiwari, an engineer from IP University in Delhi, returned to his ancestral village Barawon to pursue farming. Despite his technical background, he faced challenges, particularly with the high cost of diesel for irrigation. This made traditional diesel pumps unsustainable. Balrampur introduced submersible pumps as a cost-effective alternative. These electric pumps, with a one-time installation cost of ₹750 per hectare, reduced Sudhir's irrigation expenses, improved crop health cum yields and promoted environmental friendliness. Sudhir's success inspired other farmers in Barawon to adopt submersible pumps, promoting sustainable agriculture and economic stability.



## Case study | 3

Ram Naresh, a farmer from Sonpurblesh village, faced a common issue in his region: crop disruptions from wild animals, goats, and grazing animals. To address this challenge, Ram Naresh took advantage of the Balrampur Foundation's CSR initiative, obtaining solar fencing with a 30% subsidy in FY 23-24. The installation proved pivotal, enhancing crop and livestock security while improving crop quality. Naresh's journey with solar fencing demonstrates the transformative impact of innovative agricultural solutions.



## Case study | 4

In Rohnapara village, Krishna Kumar Singh, a farmer, transformed his life with the help of Balrampur Foundation. Krishna Kumar, faced challenges: loading and unloading materials were labour-intensive and costly. He received a subsidy for a Tripler's Trolley from Balrampur Foundation, streamlining loading and unloading into a one-person task. This saved time and money while enhancing work efficiency. It allowed him to take on more tasks, promoting sustainable farming practices. What began as a struggle evolved into a story of empowerment, efficiency, and sustainability.



# Balrampur and Governance: The bedrock of our business

## Overview

At BCML, trust is everything.

This, in turn, enhances operational predictability leading to reliable and consistent outcomes, attracting stakeholders with similar values.

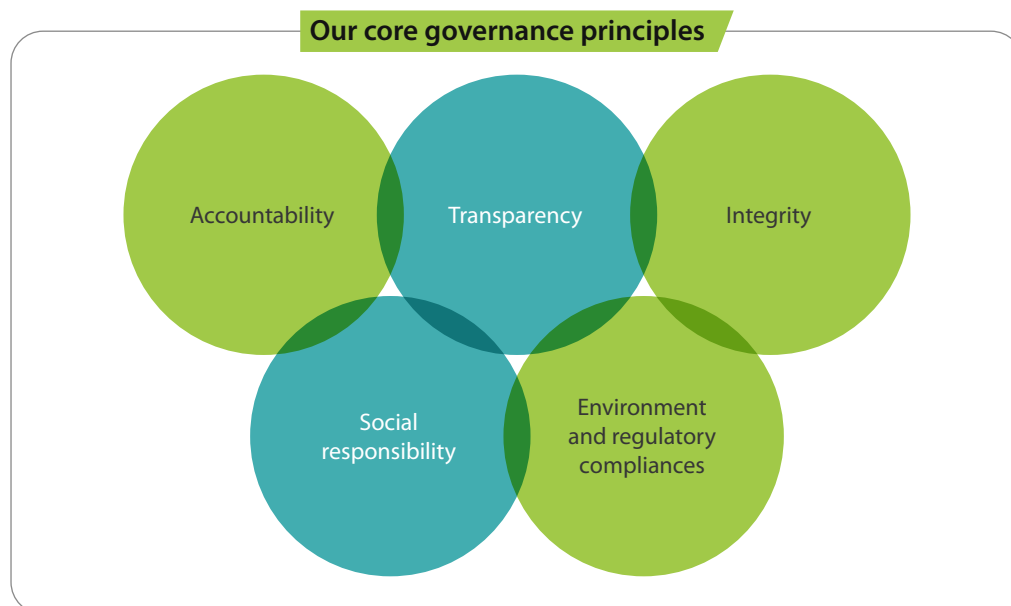
The Company's governance framework has been woven around ethics, integrity, risk awareness and regulatory compliance, resulting in a culture of authority, accountability and independence.

The Company pursues controlled growth, balancing prudence and ambition on the one hand and conservative borrowing on the other. The Company's Board of Directors blends experienced professionals and respected

industrialists, enriching our perspective bandwidth.

In the last few years, the Company has transformed from a sugar company into a bio-energy enterprise. This has been reinforced through capacity investments in the manufacture of ethanol, co-generated power and the proposed manufacture of bio-polymer.

The result is that the Company's governance is reflected in a business model that addresses society's under-addressed needs of decarbonisation and environment responsibility. The Company invested in digital tools to enhance control and data access, enhancing the role of informed decision making.



# Governance at Balrampur

## Structure

### Overview

The governing body at BCML is committed to maintaining robust corporate governance standards, guiding how the management addresses

the interests of shareholders and stakeholders alike. Operating under a clearly established set of responsibilities, the Board plays a pivotal role in guiding the organisation's management, operations, strategic initiatives, and

overall performance. The Chairman and Managing Director, along with key managerial and senior management personnel, support the Board, endowed with the necessary authority to carry out responsibilities.

### Board Independence & Diversity

At BCML, a strong emphasis on Board independence is maintained and the Company implemented a Board Diversity Policy to enhance diversity within the Board of Directors and management team. The majority of the Board comprised Independent Directors, including two women

Independent Directors, enhancing diversity and expertise across various fields such as legal, finance, and industry knowledge. The Board also featured a Lead Independent Director as a part of its commitment to robust corporate governance, strengthening oversight capabilities. All Independent Directors are associated with the Board for not more than ten years, bringing fresh perspectives. The average age of Board

members ranged between 55 and 65 years, with no Executive Director over 70 and no Non-Executive Director over 75, ensuring a balance of experience and dynamism. During FY 23-24, the Board met eight times, actively engaging in overseeing the Company's strategy and governance, reinforcing its dedication to effective management and shareholder interests.

### Board Committees

BCML adhered to stringent governance standards across its Board committees, ensuring substantial independence and accountability. At least 75% of the members of the Audit Committee are Independent Directors, with a similar independence maintained in the

Stakeholder Relationship Committee (SRC) and Risk Management Committee, each having at least 50% IDs. Each of these committees is chaired by an Independent Director, demonstrating the Company's commitment to unbiased and effective oversight. Additionally, the Nomination and Remuneration Committee (NRC) is chaired by an

Independent Director and its policy, alongside the Corporate Social Responsibility (CSR) policy, was fully disclosed, ensuring transparency and aligning with best practices in corporate governance. These structures played a crucial role in fostering trust and integrity within the organisation's operations.



LID: Lead Independent Director; ID: Independent Director; CMD: Chairman and Managing Director



## Board functioning

The Board of Directors meet frequently to ensure that the focus gets extended beyond mere financial scrutiny to address an array of operational and strategic considerations, including sustainability initiatives, budget evaluations, industry

benchmarks, competitive analysis, risk management, and organic and inorganic growth prospects for associates. In tandem, the Company strengthened its commitment to sustainable practices by enhancing policies, including those related to Corporate Social Responsibility (CSR), Risk Management, Environmental,

Social and Governance (ESG) and the Prevention of Sexual Harassment (POSH). The Committees met more than the statutory requirement and engaged in rich deliberations to support the Board's functioning.

## Levers

### Business ethics

**Whistle blower:** BCML upholds a robust Whistleblower Policy that enables employees to report misconduct, ensuring transparency and ethical behavior in all operations. There have been no complaints about corruption or bribery in the past two years. The Anti-Bribery Policy requires all employees

and directors to uphold strict ethical standards, with any violations addressed by the Chairman and Managing Director or Audit Committee. The Executive Committee regularly reviews this policy to maintain its effectiveness.

**Code of conduct:** The Code of Conduct of BCML ensures transparency and ethical practices, empowering employees

to report any inappropriate activities. Additionally, the Company has published Code of Conduct for its Board of Directors, Key Managerial Personnel, and all employees, along with specific rules on insider trading for designated persons and their immediate relatives.

### Disclosures and compliances

The Company maintains a robust corporate governance framework, focusing on transparency and accountability through detailed disclosures. The appointment of a Lead Independent Director is aligned with global best practices. The Board's composition demonstrates the

Company's commitment to regulatory compliance and diversity, with 55.55% of Directors being Independent and women representing 33.33% of the Board, underscoring the Company's commitment to gender diversity. Independent Directors constituted the composition of various Board committees, enhancing oversight and governance. Over the past

three years, the Company filed all statutory disclosures within prescribed timelines, incurred no penalties, no non-compliance issues, no unresolved shareholder complaints and no regulatory actions related to disclosures.

### Director's remuneration

The Company disclosed its Remuneration Policy, ensuring there was no skew in the compensation of Non-Executive Directors (NEDs), ensuring that no

NED received over 50% of the total NED remuneration. The Company also disclosed financial metrics on the performance-linked incentive payable to the Chairman and Managing Director. Additionally, it provided clear disclosures

on compensation practices, including predefined metrics for Executive Directors' compensation, capped limits on executive bonuses, and the median annual compensation for all other employees.





### Shareholder engagement

The Company consistently paid dividends according to its Dividend Distribution Policy, which was hosted on its website. The Company sent quarterly updates on the financial and operational performance and held regular earnings calls, published transcripts and uploaded audio links on its website.

Additionally, the Company's website is a rich repository of information, offering

detailed insights into the Company's sustainability efforts, showcasing a commitment to environmental stewardship and social responsibility. The site also provided real-time stock exchange updates and extensive documentation on the corporate policies, reflecting the Company's dedication to transparency and ethical governance. Further, the website provides access to Annual Reports, ESG/ Sustainability

Reports, Press Releases, important updates such as Notices of General Meetings/Postal Ballots, ensuring that stakeholders were kept informed about the latest developments of the Company.

Due to the Company's transparent operations, shareholders placed trust in the management's actions, resulting in no shareholder resolutions being defeated.

---

### Ownership

The Company established a transparent corporate structure with detailed disclosures of its shareholding pattern, ensuring stakeholders possessed

clear visibility. The promoter group held 42.90% of the Company's shares, balanced by a substantial institutional holding of 32.03%, highlighting a mix of internal leadership and external investment. No equity shares were

pledged by the promoters. This ownership framework reflects the Company's commitment to diversity and regulatory compliance at the governance level.

---

### Risk management

BCML implemented a comprehensive risk management framework aligned with ISO Standard 31000 and COSO guidelines, emphasizing a systematic approach to managing uncertainties.

The process included risk identification, assessment, treatment, and continuous monitoring, ensuring all material risks across strategic, operational, financial, and compliance domains are adequately managed. The framework integrated risk

management into operations, supported by regular reviews and updates to adapt to new challenges. This proactive approach not only helped in mitigating risks but also in calibrated risk decision-making approach.

---

### Oversight on ESG

The Company established a robust oversight on ESG matters, identifying key ESG issues crucial for sustainable growth and aligning with UN Sustainable Development Goals (SDGs). The

Company adhered to Global Reporting Initiative (GRI) standards for reporting ESG metrics and secured Sustainability Assurance, ensuring the integrity of ESG disclosures. This structured approach not only enhanced transparency but

also integrated ESG considerations into its strategic framework, positioning the Company to effectively address challenges and opportunities in sustainability.

---

### Cyber Security and Data privacy

The Company maintained a robust IT and cybersecurity policy, applicable to all employees. The Company ensured that all employees were well-versed in IT

system usage through regular training and offered periodic e-learning courses. The Company adhered to all relevant data privacy laws and no breaches were reported, reflecting the heightened

awareness and education among stakeholders.

# Overview of the Board of Directors

## Composition of the Board

9 Directors

5 Independent Directors

3 Executive Directors

33% women on the Board

## Board Structure

- Majority of the Directors are Independent Directors
- The Board comprised of a Lead Independent Director
- Two of Five Independent Directors are Women Independent Directors
- More than 70% of the Board Members are post-graduates / professionals
- All Independent Directors association  $\leq$  10 years

- Average Board age is between 55 and 65 years
- None of the Executive Director is aged more than 70 years

## Committees Chaired by Independent Directors

- Audit Committee
- Risk Management Committee
- Nomination & Remuneration Committee
- Stakeholder's Relationship Committee

## Skills Set of Directors

### Technical skills/experience

- Accounting and Finance
- Information Technology
- Statutory Compliance

- Risk Management
- Business Planning and Strategy
- Human Resource Management
- Engineering and Technology
- Corporate Affairs
- Agri Research & Development

### Industry knowledge/experience

- Industry Experience
- Industry Knowledge
- Understanding relevant laws, rules, regulation and policy
- Economics

### Behavioural competencies

- Interpersonal Relations
- Leadership

## Independent and Women Directors on Board

As on 31 <sup>st</sup> March, 2022	As on 31 <sup>st</sup> March, 2023	As on 31 <sup>st</sup> March, 2024
4 out of 7 Directors were Independent i.e. 57%	4 out of 7 Directors were Independent i.e. 57%	5 out of 9 Directors are Independent i.e. 56%
2 women directors out of 7 Directors were Independent i.e. 29%	2 women directors out of 7 Directors were Independent i.e. 29%	2 women directors out of 9 Directors are Independent i.e. 22%

## Number of Board Meetings held

As on 31 <sup>st</sup> March, 2022	As on 31 <sup>st</sup> March, 2023	As on 31 <sup>st</sup> March, 2024
7	7	8

## Directors' experience

Year	FY 22	FY 23	FY 24
Number of collective years of working experience brought to the Board by all the Directors	244	246	294
Number of collective years of Director-level experience brought to the Board by all the Directors	130	97.5	137
Number of collective years of Director-level experience within the Company brought to the Board by all the Directors	74	65	74

# Our Board of Directors



**Mr. Vivek Saraogi**, Chairman and Managing Director

Mr. Vivek Saraogi, an industrialist, is a veteran in the sugar industry and was one of the youngest presidents of the Indian Sugar Mills Association. He served as Chairman of Indian Sugar Exim Corporation Limited (ISEC) and was a former committee member of FICCI and the Indian Chamber of Commerce in Kolkata. Under his leadership, the Company has grown attractively (organic and inorganic), emerging as a sectorial leader. Mr. Saraogi is a commerce graduate from St. Xavier's College, Kolkata.



**Ms. Avantika Saraogi**<sup>#</sup>, Executive Director

Ms. Avantika Saraogi is a young pioneer in the world of sugarcane operations, bringing a passion and drive to her role. Graduating with distinction (Cum Luade) and B.A. Hons. from Scripps College, California, USA. She has completed EY-ISB Executive Program on Board Effectiveness from Indian School of Business (ISB) and is the fourth-generation member of the promoter family to join the business, leading the functions of sugarcane development, procurement, grower relations, strategy, technology, mechanisation, and others. Ms. Avantika sees sugarcane as the new oil, with untold value-addition potential through products and by-products. She is dedicated to promoting sustainability and reducing the environmental impact of sugarcane cultivation and sugar mill complex.



**Mr. Dinesh Kumar Mittal**<sup>\*</sup>, Lead Independent Director

Mr. D.K. Mittal has done M.Sc. (Physics) with a specialisation in electronics from University of Allahabad. He is a former Gold Medalist IAS officer from the batch of 1977 (U.P. cadre) and served the Government of India in various capacities. Mr. Mittal was the Secretary, Department of Financial Services, where he worked closely with the RBI and was on the Board of the RBI, LIC, State Bank of India, IIFCL and IIFCL (UK). Previously as Secretary, Ministry of Corporate Affairs, he worked closely with ICAI, ICSI and ICWAI. As an Additional Secretary, Department of Commerce, he was the Chief Negotiator of India at the WTO. He has served in various capacities in Uttar Pradesh Government - Director General of UP Academy of Administration and State Institute for Rural Development, Managing Director of Uttar Pradesh Land Development Corporation and Vice Chairman of the Ghaziabad Development Authority.



**Mr. Krishnava Dutt**<sup>\*</sup>, Independent Director

Mr. Krishnava Dutt is a Law graduate and currently Managing Partner of Argus Partners. He was associated with Amarchand Mangaldas, a reputed law firm, from where he retired as Partner in 2009. Forbes India in its Legal Powerlist 2020 recognised Mr. Dutt as one of the Top 50 Managing Partners and as one of the Top 100 Individual Lawyers for Insolvency & Bankruptcy and Mergers & Acquisitions. The ALB India 2020 Super 50 Lawyers' list recognised Mr. Dutt as one of the top 50 private practitioners in India. Mr. Dutt was recognised as 'Highly Regarded' in M&A by IFLR1000 2020 Rankings. He was identified by India Business Law Journal as one of India's top 100 lawyers and mentioned among the India A-List lawyers of 2020, 2019, 2018 and 2017.

<sup>\*</sup>Mr. D.K. Mittal and Mr. Krishnava Dutt, ceased to be Independent Directors of the Company upon completion of two consecutive terms of 5 years each w.e.f closure of business hours on 31<sup>st</sup> March, 2024.

<sup>#</sup>Ms. Avantika Saraogi has been appointed as Whole Time Director, designated as Executive Director w.e.f 1<sup>st</sup> January, 2024.



**Ms. Veena Hingarh**, Independent Director

Prof. Veena Hingarh is the Director in South- Asian Management Technologies FZC, Dubai and South Asian Management Technologies Foundation, a National State Board of Accountancy (USA) accredited institution focused on research, training, and strategic consulting services in the area of finance, IT, and risk management. She has over 25 years of result-oriented consultancy and corporate training experience. Her areas of specialisation comprise Information System Audit, Risk Management, and International Financial Reporting Standards. She is a member of the Financial Reporting Review Board, ICAI. Prof. Hingarh is a FCA (ICAI), ACA (ICEAW), Company Secretary, Certified Information System Auditor from ISACA (USA) and Masters in Science. She is now also a Chartered Accountant from UK, a CIMA UK and a CGMA (USA).



**Ms. Mamta Binani**, Independent Director

Ms. Mamta Binani has more than two decades of rich experience in Corporate Consultation & Advisory, Insolvency laws, Due Diligence, Secretarial & Legal functions. She was the President of the Institute of Company Secretaries of India (ICSI) for 2016 and was only the second lady President of ICSI in the illustrious history of the Institute. She is the Vice President of the Kolkata National Company Law Tribunal Bar Association, the Chairperson of the Merchant Chamber of Commerce-Legal Affairs Council and is the Co-Chair of the Restructuring Committee on Stressed Assets of Indian Chamber of Commerce.

She has been bestowed with various medals, certificates and awards including the prestigious D.L. Mazumdar's Silver Medal, Tejaswini Award, Mauji Ram Memorial Award, Bharat Nirman Awards etc. Ms. Binani is a Commerce Graduate, Law Graduate and a Fellow Member of the Institute of Company Secretaries of India. She was the first registered Insolvency Professional in the country.



**Dr. Indu Bhushan\*\***, Independent Director

With a career span of over four decades across multiple sectors, Dr Bhushan served for nine years in the IAS prior to working as Senior Economist with the World Bank Group and then moved to Asian Development Bank (ADB) in 1997. Until his appointment as CEO of AB-PMAY, he served as Director-General, Strategy and Policy Department and has led ADB's engagement with several Asian economies including People's Republic of China. He administered and provided oversight to sectors like energy, environment, natural resources and agriculture, transport, public management, financial and regional cooperation and urban-social development. He has been bestowed with various recognition, honour and awards including the Distinguished Alumnus Award 2021-22 from Indian Institute of Technology, BHU; Global Achievement Award 2020 from Johns Hopkins University and Gold Medal for E-Governance 2019 from Department of Administrative Reforms and Public Grievances, Government of India. Currently, he is associated as a Board member with many prestigious global companies and non-profit organisations.

\*\*Dr. Indu Bhushan has been appointed as an Independent Director w.e.f 17<sup>th</sup> July, 2023. Further he was also designated as Lead Independent Director w.e.f 1<sup>st</sup> April, 2024.





**Mr. Naresh Dayal<sup>#</sup>**, Non-Executive Non-Independent Director

Mr. Naresh Dayal holds a Masters’ degree in Arts from University of Delhi and in Professional Studies, Agriculture from University of Cornell, USA. He is a former IAS officer who worked with the Government of India for 37 years in various positions at the State and national levels. As Secretary to the Ministry of Health and Family Welfare, Mr. Dayal was responsible, among other things, for policies and programmes in the realms of Public Health, supervising the National Health Authorities, devising policies for the country’s manpower health requirements.



**Mr. Praveen Gupta**, Whole time Director

With over 40 years of work experience (16 years at Balrampur Chini Mills Limited), Mr. Praveen has spearheaded operations, expansion and new technology implementation. He has led consensus-driven growth across categories and organisations and has been essaying a chief role in the migration of BCML towards value-accretive segments. He leads the technology function to build technical excellence around engineering process functions that may drive accountability with a focus on standardisation, streamlining of operations, and maintenance processes including ESG aspects, across all manufacturing units, He earned his MBA from IIM Kolkata in 1984 after completing his Mechanical Engineering from the Delhi College of Engineering, Delhi. He is an alumnus of the Birla Public School, Pilani.



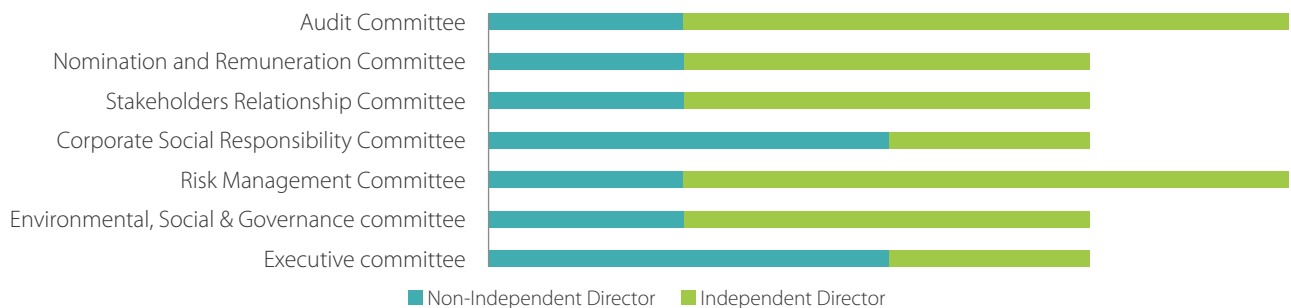
**Mr. Chandra Kishore Mishra<sup>##</sup>**, Additional Director (in the category of Independent Director)

Mr. Chandra Kishore Mishra has had a distinguished career in public service, notably serving as Secretary in the Ministry of Health & Family Welfare, and holding additional charge of the Ministry of AYUSH. At the state level, Mr. Mishra held key leadership positions such as Secretary of Health and Secretary of Power, alongside various other roles. At the central level, he contributed significantly in ministries like Textiles, Defense, MSME, Health and Environment. He is globally recognised for his efforts in advancing Indian public health, particularly through the implementation of ‘Mission Indradhanush’, the largest immunisation campaign for children in India. Born in Patna, and educated at St. Stephen’s College, Delhi University, Mr. Mishra also holds a Post Graduate Diploma in Media Law and has completed advanced leadership programs.

<sup>#</sup> Resigned from the position of Non-Executive Non-Independent Director of the Company, with effect from the closure of business hours on 31<sup>st</sup> March, 2024.

<sup>##</sup>Mr. Chandra Kishore Mishra, was appointed as an Additional Director (in the category of Independent Director) with effect from 17<sup>th</sup> May, 2024.

**Independence in Committee composition as on 31<sup>st</sup> March, 2024**



# Our ESG framework

## Environmental

Our environment approach has been woven around the elements of Plan-Mitigate-Adapt-Resilience.

### Resilience towards climate change – A commitment to...

- Reduce energy intensity.
- Reduce greenhouse gas emissions.
- Protection of bio-diversity.
- Compute Scope 3 emissions

- Moderate carbon footprint intensity in our operations.

Achieved zero liquid discharge target in all our distilleries and are now targeting zero water drawal in sugar units.

### Adoption of 4R's

- Recycling
- Replacement (Restoration)
- Reduction
- Renewables

## Social

Our Company takes a holistic approach to sustainable value creation for all its stakeholders by nurturing its long-standing relationships and building new ones

### Employees, vendors and customer focus

Large workforce with passionate & experienced working culture.

Investment in training and digitalisation to enhance efficiency.

Employee health & wellness and safety focus.

Deepened relationship with vendors as well as primary customers.

### Community engagement

Engaging with the community around its manufacturing locations with the objective to widen the circle of prosperity.

## Governance

Our Governance policies are framed on the basis of transparency, accountability, fairness and ethical standards

### Structure & oversight

- Majority of the Directors are Independent Directors
- Diversified Board with three Women Directors.
- Audit Committee and Nomination and Remuneration Committee comprising of all Non-Executive Directors.
- Independent Directors Chair Audit, NRC, Risk and Stakeholders Committees

### Governance policies

- Code of Conduct
- Whistle Blower Policy
- Anti-Bribery Policy
- Environmental, Social and Governance (ESG) Policy
- Cyber Security and IT Policy
- Risk Management Policy
- CSR Policy
- Succession Policy
- Human Rights Policy
- Supply Chain Policy

- Prevention of Sexual Harassment Policy
- Code of Fair Disclosure
- Code of Conduct for Insider Trading
- Related Party Transactions Policy
- Materiality Policy
- Board Diversity Policy
- Dividend Distribution Policy
- Anti Bribery Policy
- Business Responsibility Policy
- Familiarisation Policy

# Our awards and respect



Lifetime Achievement Award to Late Ms. Meenakshi Saraogi by the Uttar Pradesh government



Padmashree awarded to Late Smt. Meenakshi Saraogi



National Co-generation Award from Co-generation Association of India for Akbarpur Plant of the Company being the Best Co-generation Power Plant – Rank -1



Certificate of Excellence by CII to Maizapur Unit for efforts towards excellence in 3R in Industry (managing own waste)



BCML won the Green Initiatives Award by the National Sugar Institute



BCML won the Sugar and Ethanol International Award 2024 for Highest Ethanol Production



7<sup>th</sup> ICSI CSR Excellence Awards



Golden Peacock award for Corporate Social Responsibility

# Management discussion and analysis

## Global economic review

### Overview

Global growth is forecast to slow from 3.5% in 2022 to estimated 3% in 2023. Asia is projected to rise from 4.5% in 2022 to 5.2% in 2023. Asia is expected to contribute significantly to the global growth in 2023, despite the weaker recovery in China, Ukraine-Russia war, weakness in USA, rising energy cost in Europe and increased logistic cost due to Red Sea crisis. Despite the disruptions in energy and food markets caused by the war, and the unprecedented tightening of global monetary conditions to combat decades-high inflation, the global economy has slowed, but not stalled.

Growth in advanced economies is estimated to decline from 2.6% in 2022 to 1.5% in 2023 and further, 1.4% in 2024 as policy tightening takes effect. Emerging

market and developing countries are projected to report a modest decline in economic growth from 4.1% in 2022 to 4.0% in 2023 and 2024. Global inflation is projected to decline steadily from 8.7% in 2022 to 6.9% in 2023 and 5.8% in 2024 on account of a tighter monetary policy coupled with relatively lower international commodity prices. Core inflation, excluding food and energy prices, is also projected to decline albeit more gradually than inflation. The US Federal Reserve approved a much-anticipated interest rate hike that raising the benchmark borrowing costs to their highest in over 22 years.

Global trade in goods was expected to have decreased by an approximate US\$2 trillion in 2023; trade in services increased by an estimated US\$500 billion.

The average cost of Brent crude oil in 2023 stood at \$83 per barrel, a downturn as compared to \$101 per barrel in 2022. This decrease comes on account of from Russia finding crude oil destinations outside the European Union and global crude oil demand falling short of expectations.

Global equity markets ended 2023 on a strong note, with major global equity benchmarks achieving double-digit returns. This outperformance was driven by a downturn in global inflation, slide in the dollar index, declining crude prices and higher expectations of rate cuts by the US Fed and other Central banks.

Regional growth (%)	2023	2022
World output	3.0	3.5
Advanced economies	1.5	2.6
Emerging and developing economies	4.0	4.1

### Performance of major economies, 2023

<b>United States</b> Reported GDP growth of 2.5% in 2023 compared to 1.9% in 2022	<b>China</b> GDP growth was 5.2% in 2023 compared to 3% in 2022	<b>United Kingdom</b> GDP grew by 0.4% in 2023 compared to 4.3% in 2022	<b>Japan</b> GDP grew 1.9% in 2023 unchanged from 1.9% in 2022	<b>Germany</b> GDP contracted by 0.3% in 2023 compared to 1.8% in 2022
--	--	--	---	---

### Outlook

Asia is poised to continue leading global growth in 2024-25. Inflation is expected to ease gradually as cost pressures decreases; headline inflation in G20 countries is projected to decline. Amid high inflation and monetary tightening, the global economy has shown resilience as the growth is expected to be stabilised at previous levels over next two years.



### Overview

In FY2023-24, India's economy demonstrated remarkable resilience and adaptability in the face of global uncertainties. The period was marked by several notable developments in inflation management, trade dynamics, capital inflows, and currency stability, all of which contributed to the country's robust economic performance.

In India, retail inflation in FY2023-24 experienced a noteworthy decline, reaching its lowest level since the COVID-19 pandemic. The RBI has projected CPI inflation for FY2024-25 at 4.5%, considering various factors such as geopolitical conflicts, potential adverse domestic weather conditions, and the India Meteorological Department's (IMD)

forecast of an above-normal monsoon this year.

Global trade experienced a contraction in 2023. This slowdown led to a moderation in India's merchandise exports and imports. As a result, the merchandise trade deficit narrowed in FY 23-24, with exports showing a smaller contraction than imports.

### Growth of the Indian economy

	FY 21	FY 22	FY 23	FY 24
Real GDP growth (%)	-6.6%	8.7	7.0	8.2

### Growth of the Indian economy quarter by quarter, FY 23-24

	Q1 FY 24	Q2 FY 24	Q3 FY 24	Q4 FY 24
Real GDP growth (%)	8.2	8.1	8.6	7.8

India's capital inflows experienced a significant turnaround in FY2023-24. The country's foreign exchange reserves reached an all-time high in March 2024, sufficient to cover 11 months of projected imports and exceeding 100% of total external debt.

The ₹/US\$ exchange rate remained within the range of ₹82-83.5/US\$, making it one of the least volatile major currencies among its emerging market peers and even some advanced economies in FY2023-24. The rupee also exhibited the lowest volatility compared to the previous three years.

Looking ahead, robust foreign inflows and manageable trade deficits are expected to stabilise the rupee. This stability, along with strong economic indicators and strategic policy measures, positions India favourably in the global economic landscape.

Despite global challenges, India's economic resilience and strategic measures support its growth trajectory. The focus will remain on leveraging strengths in inflation management, foreign exchange reserves, and currency stability to navigate uncertainties and drive sustainable growth.

India experienced its weakest monsoon in the last five years in 2023, with August being the driest month in a century. The nation received only 94% of its average long-term rainfall from June to September. Total foodgrain production is estimated at 329 MMT, which is slightly lower than foodgrain production of 2022-23 while higher by 21 MMT from average foodgrain production of last 5 years (2018-19 to 2022-23) of 308 MMT. Total rice production is estimated at 137 MMT as compared to 136 MMT in 2022-23, showing an increase of ~ 1 MMT. Production of wheat is estimated at 113 MMT which is higher by 2.3 MMT from previous year's wheat production.

Despite persistent global challenges, overall exports (merchandise + services) estimated to surpass last year's highest record. It is estimated to reach US\$ 776.68 billion in FY 23-24 as compared to US\$ 776.40 billion in FY 22-23. The estimated value of services export for FY 23-24 (April-March) is US\$ 339.62 billion as compared to US\$ 325.33 billion in FY 22-23 (April-March). Main drivers of merchandise export growth in FY 23-24 include electronic goods, drugs and pharmaceuticals, engineering goods and iron ore, among others.

India's net direct tax collections saw a 17.7% increase to ₹19.58 lakh crore in FY 23-24. Gross GST collections reached ₹20.2 lakh crore, an 11.7% rise, with an average monthly collection of ₹1.68 lakh crore, exceeding the prior year's average of ₹1.50 lakh crore.

Real GDP, or GDP at constant prices, rose from ₹160.71 lakh crore in 2022-23 (provisional GDP estimate released on May 31, 2023) to an estimated ₹173.82 lakh crore in 2023-24. The growth in real GDP during 2023-24 was 8.2%, up from 7.0% in 2022-23. Nominal GDP, or GDP at current prices, was estimated at ₹295.36 lakh crore in 2023-24, compared to the provisional estimate of ₹269.50 lakh crore for 2022-23. Additionally, the gross non-performing asset (NPA) ratio for scheduled commercial banks improved from 3.9% in March 2023 to 2.8% in March 2024.

India reached a critical point in its development trajectory, characterised by rapid urbanisation, industrialisation, rising household incomes and increased energy consumption. By 2023-24, India became the fifth-largest economy globally, boasting a GDP of US\$3.6 trillion.

During the fiscal year 2023-24, the Nifty 50 index saw a remarkable 30% growth, positioning India's stock market as the

fourth-largest worldwide, with a market capitalisation of US\$4 trillion. There was a notable rise in foreign investment in Indian government bonds towards the end of 2023. India was ranked 63<sup>rd</sup> among 190 countries in the World Bank's ease of doing business index. Additionally, India's unemployment rate fell to 3.2% in 2023, a significant decrease from 6.1% in 2018.

## Outlook

In 2023, India effectively navigated through global economic challenges and is set to maintain its position as

the world's fastest-growing major economy. This growth is supported by increasing demand, moderate inflation, stable interest rates and strong foreign exchange reserves. The Indian economy is expected to exceed US\$ 4 trillion by the fiscal year 2024-25.

## Union Budget FY 24-25

The Interim Union Budget for 2024-25 emphasised sustained capital expenditure, targeting infrastructure development, solar energy projects, tourism enhancement, healthcare

system improvements and technological advancements. The Budget allocated 54% of its total estimated expenditure to the top 13 ministries. Notably, the Ministry of Defence received the largest share with an allocation of ₹6,21,541 crore, representing 13% of the total budgeted expenditure of the central government. Significant allocations were also made to the ministries of Road Transport and Highways (5.8%), Railways (5.4%), and Consumer Affairs, Food and Public Distribution (4.5%).

## Global sugar sector review

Global production is estimated to be up ~1 million tonnes year-on-year to 179.5 million tonnes in 2023-24 as higher production in Brazil is expected to more than cover up a decline in Thailand and India. Global sugar consumption is expected to reach a new record due to growth in markets including India and Pakistan. Global sugar consumption is pegged to surpass 180 million tonnes in 2023-24. Global sugar consumption grew even during high prices and this trend is expected to continue alongside

population growth, leading to an additional 2 million tonne consumption growth in 2024-25.

The global sugar market is expected to grow at a CAGR growth rate of 1.4% during 2024-2032. Based on the product type, the global sugar market has been divided into white sugar, brown sugar and liquid sugar where white sugar holds the largest market share. The global sugar market is experiencing a significant rise as key players operating in the industry

are including organic sugar varieties in their existing portfolios to attract health-conscious consumers. Moreover, these companies are focusing on developing advanced production facilities to increase overall production less expenditure on raw materials and labour. Besides, the introduction of innovative products and technological advancements to reduce costs and increase sugar sales is offering lucrative growth opportunities to key players.

## Performance of major sugar growing countries

### United States

Sugar production is estimated flat at 8.4 million tonnes. Sugar imports are estimated down 10% to 2.8 million tonnes based on projected quota programs set at minimum levels consistent with World Trade Organisation and free-trade agreement obligations and on projected imports from Mexico, re-exports and high-tier tariff imports. Sugar consumption is expected to slightly higher while stocks are reduced with the lower imports, modest growth in consumption and decline in production.

### Brazil

Sugar production for the year 2023-24 is estimated to rise by ~9 million tonnes to a near-record 42.5 million tonnes as favorable weather and increased area are expected to result in additional sugarcane available for crushing,

Favorable sugar prices encouraged farmers to use their land for growing sugarcane instead of grains. The sugar/ ethanol production mix is expected to favor sugar relative to the previous season; sugar mix is expected to go up towards 51-52% against Ethanol for the year 2024-25. Consumption and stocks are down while record exports are expected with higher supplies. Sugar production for 2024-25 is expected to drop to ~41.5 million tonnes.

### China

The country's sugar production is anticipated to increase to ~10.1 million tonnes as favorable weather is expected to result in higher sugarcane yields. Sugar consumption is estimated to remain unchanged. Sugar imports are expected to rise to help fill the gap between supply and demand, but total supply remains tight due to curbed imports

related to high global sugar prices. Stocks are expected to reduce by 50% due to lower beginning stocks and increasing number of stocks sourced to support consumption. Sugar production for 2024-25 is expected to increase marginally to ~10.5 million tonnes.

### Thailand

Sugar production in Thailand in 2023-24 is estimated to touch to ~8.7 million tonnes due to strong rains in the end part of 2023 monsoons during the intensive growth stage. Sugar consumption is expected to increase in line with anticipated economic recovery and tourism that will boost domestic demand for sugar. Exports are estimated higher and are expected to exceed production, while stocks are projected to drop sharply following strong domestic and export demand. Sugar production

for 2024-25 is expected to increase by ~22% to ~10.6 million tonnes.

## EU+ UK

The beet processing season for 2023-24 concluded in the EU but remains ongoing in the UK. Total sugar production estimate was ~16.7 million tonnes. Looking ahead to the 2024-25 season, an increasing number of producers are announcing higher prices for 2023 beets, encouraging farmers to expand cultivation. Notably, larger producer countries such as France and Germany are anticipated to modestly expand their cultivation

areas by approximately 2.2% and 1.5% respectively, while Belgium, the Netherlands, and Austria are expected to experience substantial increases. Considering five-year yield averages, it is anticipated that sugar production for the EU and UK will reach approximately ~17 million tonnes in 2024-25.

## Pakistan

Sugar production is estimated to reach ~6.8 million tonnes on higher sugarcane harvested area and better yield prospects. Sugar consumption is estimated to increase in line with population growth. Due to an expected

production upgrade, exports of ~1 million tonnes could be a possibility in the ongoing sugar year. However, Pakistan Government is worried about the domestic price increase and hence no final decision has been taken as yet.

## Mexico

Sugar production is estimated ~5.0 million tonnes in 2023-24. For 2024-25 the forecast is ~5.5 million tonnes on account of unseasonal rains in several sugarcane-producing states and expected changes in weather conditions as La Niña phenomenon could begin towards the middle of 2024.

## Indian sugar sector review

India's sugar production in marketing year (MY) 2023-2024 (October-September) is expected to reach 32 million metric tonnes. Sugar production in MY 2022-23 was 32.8 million tonne as adverse weather conditions in Maharashtra during the vegetative-growth stage led to a significant drop in cane yields following consecutive seasons of record yields. India's sugar exports in MY 2023-2024 are estimated to be negligible as the Indian government

could maintain tight export controls to prevent any domestic shortages or price fluctuations during the national election year. Sugar consumption in the year is expected to continue its upward trajectory and reach ~28.7 million tonnes as India's ethanol and potable alcohol industries support growing demand of sugarcane and derivatives.

According to FAS New Delhi, India's sugarcane planted area for MY 2023/2024 is expected to slightly increase to 5.6

million hectares and production to reach to 32 million tonnes following the significantly strong crushing tail in Maharashtra and Karnataka. Despite the increased potential on account of adverse weather conditions from the El Niño weather phenomenon, the Indian government's market price supports and augmented diversion of sugar to both ethanol and potable alcohol production will ensure sugarcane remains as the most remunerative crop for farmers.

## Indian sugar sector balance sheet

Particulars	SS2020-21	SS2021-22	SS2022-23	SS2023-24
Opening stock	10.7	8.2	7.0	5.55
Production during the season	31.2	35.8	32.8	32.00
Imports	-	-	-	-
Total availability	41.9	44.0	39.8	37.55
Consumption	26.6	27.4	27.85	28.70
Exports	7.2	11.1	6.40	-
Closing stock	8.2	5.5	5.55	8.85
Stock to use ratio	31%	20%	20%	31%

Note: Opening inventory for sugar season 2022-23 has been re-stated by Government of India from 5.5 million tonnes to 7.0 million tonnes

## Performance of major sugar growing States

As per the latest data, 121 operational units in Uttar Pradesh has crushed ~98 million tonnes of sugarcane to produce 10.35 million tonnes of sugar in 2023-24 sugar season.

In Maharashtra, 207 mills operated compared to 217 mills in the previous

year. The State's cane crushing is estimated to reach to ~106 million tonnes and about ~11.0 million tonnes of sugar has been produced. During the previous year, around 105 million tonnes of sugarcane was crushed to produce ~10.5 million tonnes of sugar. The average sugar recovery rate in the State

has gone up to 10.25% from ~10.0% in the previous year.

In Karnataka, sugarcane crushed fell to ~54 million tonnes in sugar season 2023-24. Sugar production in the State is expected to reach ~5.25 million tonnes including the special session.

## Sugar exports and imports

During the marketing year 2023-2024, India's sugar exports was restricted on account of higher domestic demand and the likelihood that the Indian government maintains export caps to control inflation. India extended curbs on sugar export for the 2023-24 sugar season according to a federal notification, a measure that may result in a complete halt of overseas sales for the first time in seven years amid an estimated fall in domestic output and the worst global shortage in decades. According to the Director General of Foreign Trade,

India had earlier restricted exports of the sweetener until October 31, 2023, and those curbs have been extended until further orders. The restrictions on shipments abroad are aimed at boosting domestic availability during 2023-24 and keeping prices stable during the ongoing festive season, when demand typically soars.

The decision is expected to worsen a global supply crunch due to a smaller crop since India is a major international supplier. The sweetener is one among 22 notified food items deemed 'essential'

because consumers are sensitive to a rise in its prices. A deficient and uneven monsoon this year coupled with lower plantation across the Deccan plateau, a global weather anomaly is expected to reduce the output of sugarcane. India is unlikely to allow any export this season to stem inflation. The country had limited overseas shipments to 6.1 million tonnes in 2022-23, compared to 11.1 million tonnes in 2021-22. India's decision to curb export also comes of the back of higher demand for ethanol under a high-priority national programme.

## Sugar export (in million tonnes)

Sugar season	Export
2018-19	3.8
2019-20	6.0
2020-21	7.2
2021-22	11.1
2022-23	6.1
2023-24 (Estimated)	-

## Market dynamics

The government approved the fair and remunerative price (FRP) of sugarcane for the sugar season 2023-24 at ₹315 per quintal for a basic recovery rate of 10.25%. The government has approved to provide a premium of ₹3.07 per quintal for each 0.1% increase in recovery over and above 10.25% and reduction in fair remunerative price by ₹3.07 per quintal for every 0.1% decrease in recovery.

Moreover, with a view to protect the interest of sugarcane farmers, the government has decided that there shall not be any deduction in case of sugar

mills where recovery is below 9.5%. Such farmers are expected to get ₹291.975 per quintal for sugarcane in ensuing sugar season 2023-24 in place of ₹282.125 per quintal in sugar season 2022-23.

The cost of production of sugarcane for the sugar season 2023-24 is ₹157 per quintal. This fair and remunerative price of ₹315 per quintal at a recovery rate of 10.25% is higher by 100.6% over production cost. The fair and remunerative price for sugar season 2023-24 is 3.28% higher than sugar season 2022-23. The fair and remunerative price of sugarcane for sugar

season 2024-25 has been increased to ₹340 per quintal.

The fair and remunerative price approved shall be applicable for the purchase of sugarcane from the farmers in the sugar season 2023-24 (with effect from 1<sup>st</sup> October 2023) by sugar mills. The fair and remunerative price has been determined on the basis of recommendations of the Commission for Agricultural Costs and Prices (CACP) and after consultation with state governments and other stakeholders.

## Fair and remunerative price

Year	₹ per quintal
2018-19	275
2019-20	275
2020-21	285
2021-22	290
2022-23	305
2023-24	315
2024-25	340



## Indian ethanol sector review

India's grain-based distilleries witnessed a significant capacity growth from ~200 crore litre in 2023 to 433 crore litres. The government has allowed sugar mills to use both cane juice and B-heavy molasses to produce ethanol but capped the diversion of sugar to 17 lakh tonnes (expected to reach ~18.2 lakh tonnes) for the ongoing 2023-24 supply year. The government permitted to convert 6.75 lakh tonnes of B heavy Molasses above the announced 17 lakh tonnes stipulated diversion.

The government's target for attaining 20% ethanol-blended petrol by 2025-26 and 30% by 2029-30 is expected to face setbacks due to the restriction in ethanol production from sugarcane juice in 2023-24. Domestic ethanol production is expected to decline by 20%, which could bring the ethanol blending rate to less than 10% in the ethanol supply year 2023-24. However, the supply of ethanol from existing offers received by oil marketing companies from C heavy molasses and grains will

somewhat compensate this decline from Juice based and B-heavy based Ethanol. Out of the total ethanol produced in the country, ethanol from cane juice accounted for ~25% while that from B heavy molasses accounted for around ~46%. Ethanol from C heavy molasses and grains accounted for the rest of the ethanol year 2022-23.

## Co-generation

Crushing sugar cane produces bagasse, a valuable resource utilised in power co-generation. By utilizing bagasse, significant reductions in transmission

and distribution losses can be achieved while avoiding carbon emissions. This sustainable approach offers a low-cost, diverse fuel source, enhancing

energy security and providing a cleaner alternative energy solution.

## Government policies

### Sugar subsidy scheme

The Indian government reviewed the existing sugar subsidy scheme for the distribution of sugar through Antyodaya Anna Yojana program (uplifting the poorest food plan) at ₹18.50/kg (\$0.24/kg), providing 1.0 kg of sugar per family per month. Furthermore, States and Union Territories are permitted to add on any extra expenses related to shipping and handling fees directly to the beneficiary to incur directly to the retail issue price of ₹13.50/kg (\$0.16/kg)

### National Biofuel Policy

The Indian government set a target for the national average ethanol blend rates in petrol of 10% and 20% by 2022 and 2025 under the 2018 National Biofuel Policy. The program's objective is to boost the production of ethanol from sugarcane, broken grains and other feedstocks. To achieve this target, the Indian government is encouraging sugar mills and distilleries to divert surplus sugar derivatives to produce ethanol under the ethanol blending program. India achieved its target, reaching a

national blending average of 10.1% in June 2022 and additional projects are in place to reach 20% ethanol blending. The Ministry of Petroleum and Natural Gas increased procurement prices for ethanol derived from sugarcane derivatives under the EPB program for ethanol supply year (ESY) 2022-23 (December-November).

(Source: USDA)

## Company review

Balrampur Chini Mills Limited stands as a frontrunner among India's leading sugar mills. The Company operates as a fully integrated sugar producer, boasting substantial involvement in sugar, ethanol and power co-generation. Over time, the Company's non-sugar revenues have significantly contributed to its overall income, broadening its scope and fortifying its resilience against market fluctuations.

With ten manufacturing units spread across East and Central Uttar Pradesh, the Company's operational prowess has been pivotal. The Company excels in maximizing output from minimal resources, showcasing superior performance in various facets including recovery rates, operational efficiency, cost management, financial leverage, cash flows and operating margins. This proficiency solidifies the Company's

position as a significant value-generator in the agricultural sector, prioritizing Purpose, People and Planet along the way.

## SWOT analysis of the Indian sugar industry

### Strengths

- Sugar cane is among the most profitable cash crops in India
- India stands as the second largest producer and largest consumer of sugar worldwide
- The sugar industry supports downstream sectors and enhances the country's extensive rural economy.
- The government views the Indian sugar industry as a key contributor to the local economy.
- The Indian sugar sector provides livelihood to approximately 50 million sugarcane farmers and directly employs ~5 lakh workers.

### Weaknesses

- Cane prices in India are high compared to international standards.
- Many companies in the sector use outdated technology.
- Many mills face economic instability.

### Opportunities

- India's per capita sugar consumption is approximately 20 kg per person, compared to the global average of 23 kg.
- Implementing advanced farming techniques could significantly increase cane yield and recovery.
- The government's mandatory ethanol blending program is boosting ethanol production.
- Technological upgrades could enhance the utilisation of by-products.

### Threats

- Climate change has affected crop patterns and yields.
- Political agendas have consistently influenced the sector.
- The sector relies on monsoon rains.
- A lack of necessary infrastructure makes cane farming susceptible to climatic variations.

## Financial overview

### Analysis of the Statement of Profit and Loss

#### Revenues

Revenues from operations stood at ₹5593.74 crore in FY23-24 as compared to ₹4665.86 crore in FY22-23 reflecting an increase of 19.89%. The revenue from sugar and distillery segment has improved over the previous year except for other business, wherein the revenue declined by 2.57%. Increase in revenues in both sugar and distillery was on account of increase in both volumes and realisations. Other Income of the Company reported a 17.85% growth and accounted for a 1.31% share of the Company's total income, reflecting the Company's dependence on its core business operations.

#### Expenses

Total expenses increased by 16.76% from ₹4,331.68 crore in FY22-23 to ₹5057.56 crore in FY23-24. Raw material costs account for a 81.87% share of the Company's revenue from operations as compared to 73.29% in FY22-23. Increase in raw material cost was owing to an increase in operations, increase in SAP of sugarcane and on account of raw

materials (rice and maize) consumed to run the distillery during the off-season. Employee expenses accounted for a 7.13% share of the Company's revenues from operations and increased by 9.56% from ₹363.79 crore in FY22-23 to ₹398.56 crore in FY23-24. The increase in employee cost was due to a normal increase in salaries and ~₹23.96 crore on account of equity settled share-based payments to employees.

### Analysis of the Balance Sheet

#### Sources of funds

The capital employed in the Company increased 8.87% to ₹3877.63 crore as on 31<sup>st</sup> March, 2024 from ₹3561.74 crore as on 31<sup>st</sup> March, 2023 owing to capacity expansion of sugar plant at Kumbhi and other modernisation of plants. Return on capital employed, a measurement of returns derived from every rupee invested in the business, increased 467 basis points from 12.55% in FY22-23 to 17.22% in FY23-24.

The net worth of the Company increased by 14.32% from ₹2,822.43 crore as on 31<sup>st</sup> March, 2023 to ₹3226.51 crore as on 31<sup>st</sup> March, 2024 owing to plough back

of profits. The Company's equity share capital comprised 201749245 equity shares of ₹1 each.

Long-term debt of the Company reduced to ₹461.30 crore as on 31<sup>st</sup> March, 2024 from ₹617.05 crore as on 31<sup>st</sup> March, 2023 post scheduled repayment of ₹186.08 crore. The long-term debt-equity ratio of the Company stood at 0.14 in FY23-24 compared to 0.21 in FY22-23. The ratio is at a very comfortable level in the sugar industry.

Finance costs of the Company increased by 71.90% from ₹48.65 crore in FY22-23 to ₹83.63 crore in FY23-24 owing to higher borrowings availed in FY22-23 for funding the capex and due to impact of interest rates hike, especially to fund working capital. The Company's gross debt (including working capital) / equity ratio was comfortable 0.61 at the close of FY23-24 (0.65 at the close of FY22-23).

#### Applications of funds

Fixed assets (net block) of the Company increased by 2.36% from ₹2622.88 crore as on 31<sup>st</sup> March, 2023 to ₹2684.89 crore as on 31<sup>st</sup> March, 2024 on account of capex of ₹268.77 crore incurred in FY23-

24. Depreciation on assets increased by 28.46% from ₹129.50 crore in FY22-23 to ₹166.36 crore in FY23-24 owing to an increase in capex of ₹856.09 crore in FY22-23 and ₹268.77 crore in FY23-24.

#### Investments

Non-current investments of the Company increased from ₹175.00 crore as on 31<sup>st</sup> March, 2023 to ₹181.12 crore as on 31<sup>st</sup> March, 2024 owing to ₹6.12 crore investment made by the Company during FY23-24 in unlisted equity shares of Konkan Speciality Polyproducts Private Limited in connection with our upcoming PLA project.

#### Working capital management

Current assets of the Company increased by 17.74% from ₹2,577.74 crore as on

31<sup>st</sup> March, 2023 to ₹3034.91 crore as on 31<sup>st</sup> March, 2024. Increase was mainly attributable to increase in inventories. The current and quick ratios of the Company stood at 1.43 and 0.08, respectively at the close of FY23-24 compared to 1.31 and 0.13, respectively at the close of FY22-23.

Inventories including raw materials, work-in-progress and finished goods among others increased by 23.72% from ₹2,318.68 crore as on 31<sup>st</sup> March, 2023 to ₹2868.77 crore as on 31<sup>st</sup> March, 2024. The inventory turnover ratio stood at 2.16 in FY23-24 as compared to 2.06 in FY22-23.

Trade receivables increased marginally by 0.60% from ₹124.82 crore as on 31<sup>st</sup> March, 2023 to ₹125.57 crore as on 31<sup>st</sup>

March, 2024. Trade receivable turnover ratio stood at 44.55 as on 31<sup>st</sup> March, 2024 as compared to 37.38 as on 31<sup>st</sup> March, 2023.

#### Margins

Higher level of operations and higher sugar recovery led to better cost absorption inspite of increase in cane price during the year. This was also aided by higher volumes and realisations in both the sugar and distillery segment. The EBITDA margin of the Company increased by 307 basis points from 10.98% in FY22-23 to 14.05% in FY23-24 while the net profit margin of the Company increased by 183 basis points to 7.74% as compared to 5.91% in FY22-23.

### Key ratios

Particulars	2023-24	2022-23
Operating profit margin (%)	14.05	10.98
Net profit margin (%)	7.74	5.91
Debt-equity ratio	0.14	0.21
Return on equity (%)	14.08	9.78
Return on capital employed (%)	17.22	12.55
Book value per share (₹)	162.56	142.53
Earnings per share (₹)	21.47	13.51
Debtors' turnover ratio	44.55	37.38
Inventory turnover ratio	2.16	2.06
Interest coverage ratio	9.40	10.53
Current ratio	1.43	1.31
Debt service coverage ratio	3.13	1.93
Return on net worth (%)	14.32	9.97

### Internal control systems and their adequacy

The Company's internal audit system has been continuously monitoring and updating to ensure that assets are safeguarded, established regulations are complied with and pending issues are addressed promptly. The audit committee reviews reports presented by the independent internal auditors on a routine basis. The committee makes note of the audit observations and takes corrective actions, if necessary. It maintains constant dialogue with statutory and internal auditors to ensure that internal control systems are operating effectively

### Human resources

The Company believes that the quality of the employees is the key to its success and is committed to equip them with skills, enabling them to seamlessly evolve with ongoing technological advancements. During the year, the Company organised training programmes in different areas such as technical skills, behavioural skills, business excellence, general management, advanced management, leadership skills, safety, values and code of conduct. The Company's employee strength stood at 6,056 as on 31<sup>st</sup> March, 2024.



# Balrampur's Risk Management Approach

## Overview

The Company has adopted integrated approach for risk management wherein it ensures all material risks are identified, assessed and mitigated for the long-term sustainability. Well defined policies, standard operating procedures and controls are in place to minimise and mitigate the identified risks. Risk management roles are assigned across the Board of Directors, Risk Management Committee and Audit Committee of the Board of Directors.

Over the years, the Company has established an integrated risk management framework, which is periodically evaluated and adjusted as and when required. The Board of Directors of the Company have also recently revised the Risk Management Policy including the Risk Register by mapping Asset Health Risk and Human Resource Risk into the framework. With such inclusion, the Board aims to take an integrated mitigation approach across all parallels of the organisation's risk structure.

At our Company, we enlarged our perception of risks from the strategic

and the macro to the micro – right down to the transaction level. In doing so, the Company has extended its understanding of risks from the Board level to the individual employee level, reinforcing preparedness and mitigation.

## Role

As a part of the Risk Management Committee's oversight role, the Committee:

- Assesses the Company's risk profile and key areas of risk in particular
- Ensures that the risk awareness culture is pervasive throughout the organisation
- Reviews the effectiveness of risk management and internal control processes
- Evaluates risk exposure and tolerance
- Assessing and recognizing risk in other evolving areas

## Implementation

Real-time risk monitoring is further ensured through a robust risk management framework established by the Risk Management Committee.

During the period under review, the Risk Management Committee held two meetings.

## Business Continuity Plan

The Company has in place a Business Continuity Plan to enable rapid response to address the consequences of crisis as and when they materialise. Focus is made on laying out crisis response mechanism, communication protocol and periodic training at all levels of the organisation.

## Risk Management Governance Structure

The Company has adopted a decentralised approach to holistically identify and mitigate the risk across all levels of the organisation through:

- Risk Unit Owners- Business/ Functional Heads (at Unit Heads Level)
- Corporate Level Risk Steering Committee (at Management level)
- Risk Management Committee & Audit Committee (at Board level)
- Board of Directors



# Risk mitigation initiatives

## Strategic and Business Risks

### Cane availability

The Company's existing cane varieties may fatigue and become vulnerable to disease due to climate change and pests.

De-risking: The Company embarked on an initiative to broad-base its cane varietal mix away from Co-238 variety. The objective will be to ensure that no cane variety in its command area accounts for more than a quarter of its standing cane mix. The Company intends to incentivise the use of mechanisation with the objective of enhancing farm productivity. The Company intends to propagate the use of seeds from its tissue culture laboratories that could translate into the aggressive planting of new and disease-free cane across varieties. The Company will deepen engagements with cane research institutes.

### Industry cyclicality

Diminished product off-take could hamper business sustainability

De-risking: The Company built a strong by-product, ethanol and power business to reduce cyclicality. The fully integrated business models utilise by-products and insulate the Company from flat sugar realisations. The Government's accommodative policy on managing the demand/supply of sugar, reducing the adverse impact of low sugar realisations. Minimum Support Price for sugar fixed by the Government insulates the industry against this risk. Sugar is used not only as a sweetener but also as a preservative, making it integral to the growth of the FMCG foods sector.

### Cane price increase

Growing cane prices could impact profitability

De-risking: Industry associations are continuously engaging with both the Central and State governments to ensure a rational and win-win pricing policy for both industry and farmer. Development of joint initiatives and policy recommendations that align with the goals of both the sugarcane industry and the state government.

### Technological obsolescence risk

Ineffective processes can result in cost outreach

De-risking: Regular plant and machinery investments increased efficiency. The Company periodically replaced equipment; upskilling was conducted; capital expenditure was allocated for sustained improvement. Training and upskilling programs ensure effective cost management.

### Regulatory clampdown

The Company's operations can be hampered due to changes in the regulatory environment

De-risking: The Company invested in plant and machinery for environment protection to reduce pollutants/GHG emissions. The Company recycled and reused process water to reduce freshwater withdrawal. The Company maintained zero tolerance level for violations. The Company adopted a strong review mechanism to take care of potential lapses.

### Cyber security risk

Cyber security and IT risk could lead to financial loss, disruption or damage to the reputation of the Company from failure of its information technology systems

De-risking: Balrampur Chini was one of the first sugar companies in India to migrate to SAP HANA S4. The Company developed IT-driven disaster recovery system to ascertain uninterrupted business functioning. The Company ensured data security by having identity, access control and authorisation matrix. All critical business data (user and application data) was backed up to ensure information security. The Company's IT gateways as well as end points are secured using the best products to mitigate network and web security risks. Disaster recovery has helped ensure business continuity.

### Government policies

Changes in government policies might hamper the business operations of the Company

De-risking: The Government's intervention in the last couple of years has been positive. Favourable government policy on ethanol blending has helped insulate the Company against adverse sugar realisations, excess sugar production and inventory. The Company reduced its dependence on the sugar segment by strengthening ethanol production capacity to absorb surplus sugar output. The Government advanced the E20 program from 2030 to 2025, which will ensure a consistency in policies. The Company allocated capex for catering to additional ethanol demand. The Company established a multi-feed plant to take advantage of ethanol demand. The Company has a strong review mechanism to take care of any potential lapses.

### Project execution risk

Inability to complete projects on time might hamper the Company's future targets

De-risking: Day-to-day monitoring, modernisation of plant and machinery, and supervision by the management along with external consultants helps projects stay on track.

### ESG risks

Uncertain social or environmental conditions could impact the Company's operations.

De-risking: The Company made significant technological investments in multiple areas to moderate carbon footprint, waste management, energy conservation, sustainable raw material cultivation and effluent treatment plant, among others. Focus is also given on implementing comprehensive safety policies and procedures of the employees to ensure their safety.

### Internal control risk

Lack of efficiency and effectiveness in internal controls could affect organisational objectives

De-risking: The Company prepared standard operating protocols for different functions, which were rigorously monitored. Standard operating protocols were periodically reviewed by the internal audit and external auditor teams. A dialogue between statutory and internal auditors ensured systemic effectiveness.

### Asset health risk

Poor asset management can significantly drain organisation's resources especially if repairs and replacements are required on short notice

De-risking: The Company conducts a thorough assessment of all critical assets, identifying their condition, age and potential risks. Advanced sensor technologies and real-time monitoring systems are employed to continuously assess asset health and detect early warning signs of issues.

### Human resource risk

Unproductive or dis-satisfied employees increases the loss of money and time of the organisation

De-risking: The Company focuses on attracting top talent and retaining existing employees through competitive compensation, benefits and career growth opportunities. The Company has contingency plans in case of emergencies or disasters that may impact employees' safety and well-being.

## Cautionary statement

The statement made in this section describes the Company's objectives, projections, expectation and estimations which may be 'forward-looking

statements' within the meaning of applicable securities laws and regulations. This Management Discussion and Analysis Report is to be read with

the disclosures provided in the initial section of the Annual Report and with the Boards' Report.

# Report of the Board of Directors

for the year ended 31st March, 2024

*Dear Shareholders*

Your Board of Directors are pleased to present their report as a part of the 48th Annual Report, along with the Audited Standalone and Consolidated Financial Statements of the Company for the year ended 31st March, 2024.

## Financial results

The Standalone and Consolidated financial performance of the Company are summarised below: (₹ in Lakhs)

Particulars	Standalone		Consolidated	
	2023-24	2022-23	2023-24	2022-23
Revenue from operations	559374.01	466586.17	559374.01	466586.17
Profit before finance costs, tax, depreciation and amortisation and other comprehensive income	86017.20	57511.91	96609.68	57483.12
Less: Finance costs	8362.62	4864.68	8362.62	4864.68
Less: Depreciation and amortisation expense	16636.03	12950.30	16636.03	12950.30
Profit before share of profit of associate, exceptional items and tax	-	-	71611.03	39668.14
Add: Share of profit of associate	-	-	2609.64	1163.33
Profit before exceptional items and tax	61018.55	39696.93	74220.67	40831.47
Add: Exceptional items	-	-	-	-
Profit before tax	61018.55	39696.93	74220.67	40831.47
Less: Tax expense	17697.68	12143.77	20773.26	12414.77
Profit for the year	43320.87	27553.16	53447.41	28416.70
Other comprehensive income (net of tax)	813.19	(622.33)	807.95	(626.69)
Total comprehensive income for the year	44134.06	26930.83	54255.36	27790.01

## Dividend and its Distribution Policy

In accordance with Regulation 43A of the SEBI (Listing Obligations and Disclosure Requirements) Regulations, 2015 ("Listing Regulations"), the Company has formulated and adopted a dividend distribution policy, as approved by its Board of Directors. The said Policy is available on the website of the Company at the following web-link: <https://chini.com/sustainability/governance/policies/>

The Board of Directors of the Company had declared an interim dividend of 300% (i.e. ₹3.00 per share on Equity Shares of the face value of ₹1/- each) for the Financial Year ended 31st March, 2024. Total outgo on the interim dividend was ₹6052.48 Lakhs.

The Company has announced the PLA project in February 2024 which would require a capital outlay of ₹200000 lakhs, which will be funded through both internal accruals and debt. In view of the above, the Board confirmed the interim dividend declared and paid during the year as final dividend.

## Reserves and surplus

The Company has transferred an amount of ₹30,000.00 Lakhs to the General Reserve.

## Operations

Particulars	Sugar Season		Financial Year	
	2023-24	2022-23	2023-24	2022-23
Sugarcane crushed (Lakhs quintals)	1009.08	1030.05	1084.52	936.63
Sugar produced (Lakhs quintals) *	105.59	97.58	112.18	88.33
Sugar Recovery (%)*	10.46	9.47	10.34	9.43

\* Net of sugar loss due to diversion of sugarcane towards Syrup and B-heavy molasses

## Change in Nature of Business

There is no change in the nature of the business of the Company during the financial year.

However, as a forward integration/ diversification measure, the Company has announced foray into manufacturing of Polylactic Acid (PLA). Considering the significance of the emerging business and the prospects thereof, Polylactic Acid (PLA) has been identified as a separate reportable segment.

## Non-Convertible Debentures

The Board of Directors of the Company at their meeting held on 11th February, 2023 approved the issuance of 14000 Senior, Unlisted, Secured, Redeemable, Rated Non-Convertible Debentures (NCDs) of face value of ₹1 Lakh each on private placement basis to HDFC Bank Limited in compliance with the applicable circulars issued by the Securities and Exchange Board of India on issuance of debt-securities by large corporates. The aggregate value of the NCDs as on 31st March, 2024 was ₹14000.00 Lakhs.

## Industry scenario and outlook

India began the sugar season 2023-24 (October to September) with an opening inventory of around 5.55 MMT (Metric Million Tonnes). Sugar production for the current season 2023-24 is estimated at 32.0 MMT, around 0.8 MMT lower than the previous season's production of 32.8 MMT. Current season's production estimate is net of sugar sacrifice of around 2.0 MMT (last season 3.8 MMT) towards Ethanol.

Maharashtra, Uttar Pradesh (UP) and Karnataka as usual remains the three largest sugar producing states and have produced ~11 MMT, 10.35 MMT and 5.25 MMT of sugar in the ongoing season in comparison to the previous season's production of 10.5 MMT, 10.5 MMT and 5.8 MMT respectively.

At the commencement of season there was worry on monsoon as El Nino fear was looming large across the Indian sub-continent and in view of the same the Central Government suddenly prevented / restricted the diversion of sugar for production of Ethanol (under Juice/Syrup and B-heavy molasses route) by the sugar mills which led to higher sugar production.

Another reason for higher production in Maharashtra is owing to higher acreage and better distribution of rainfall resulting in improvement in yield. Uttar Pradesh produced marginally lower sugar, in spite of lower diversion of sugar towards Ethanol, than last season, on account of lower yields, agroclimatic conditions and ongoing process of varietal re-balancing. In Karnataka likewise U.P, lower yield led to lower production.

Export of sugar continued to be under restrictive list with an objective to fight inflation and initial perception of lower production. Sugar exports in the previous season were 6.4 MMT as compared to ~11.1 MMT in the season 2021-22.

The domestic demand for sugar is expected to be around 28.7 MMT as compared to 27.85 MMT in the previous season. The demand of 28.7 MMT will be a new record for the Indian sugar industry.

As a result, the carry forward stock of sugar in the country as on 30th September 2024, is expected to be around 8.85 MMT or around three and half months of consumption.

There is enough availability of sugar for domestic consumption which would enable the Government for diversion of sugar towards Ethanol in the upcoming season 2024-25 to come back to the desired level of sugar inventory of 5.0 - 5.5 MMT.

Domestic sugar prices for UP based millers ranged between ₹36.25 and ₹39.50 per kg through the course of the year.

The Government continued with most of its policies in the current sugar season relating to sector that had been announced in the previous years with the objective to make adequate sugar available in domestic market, support sugar realisations and to ensure that farmers are paid on time except the one relating to diversion of sugar for production of ethanol in full and the price revision for Juice/B heavy ethanol.

The following policies of the Government prevailed during the season:

- Fair & Remunerative Price (FRP) of sugarcane for the sugar season 2023-24 was revised to ₹315 per quintal from ₹305 per quintal in the previous season (linked to a basic recovery of 10.25%).



- State Advised Price (SAP) of sugarcane for the state of Uttar Pradesh for the sugar season 2023-24 was increased to ₹370 per quintal (for early maturing variety of sugarcane) as compared to ₹350 per quintal in the previous season.
- In view of initial expectation of tight demand-supply situation Central Government did not announce export quota for sugar season 2023-24.
- The prices for juice/syrup route Ethanol as well as for B-heavy molasses route Ethanol is still pending for revision in line with the pricing methodology in place for last so many years.

Ethanol prices are announced annually by the Central Government based on a formula, which factors in the price of sugar and FRP of sugarcane to calculate ethanol procurement prices. Ethanol prices are delinked from crude or petrol prices. Ethanol prices for the supply period from November 2023 to October 2024 remained unchanged pending revision, at ₹65.61 and ₹60.73 per BL for ethanol produced from direct cane juice/sugar syrup and B-heavy molasses routes respectively. Ethanol price under C-heavy route was increased to ₹56.28 per BL through additional incentive.

- The Oil marketing companies announced differential prices for ethanol produced from damaged/surplus food grains. For the supply period from November 2023 to October 2024 price for ethanol from damaged foods grains was raised to ₹64.00 per BL and price of ethanol from FCI surplus rice was kept same at ₹58.50 per BL. Price for ethanol from Maize has been raised to ₹71.86 per BL.
- Soft loans were encouraged through banks for commissioning new distillery capacities or augmentation of existing capacities.
- A lower GST of 5% on ethanol.
- Duty structure on export and import of sugar remained same as per last year.
- Along with MSP, stock holding limits on mills in the form of maximum monthly sale quotas continued.
- Proposal to raise the Minimum Selling Price (MSP) of sugar (which is a part of policy) in view of increase in FRP is pending for approval at the Cabinet level.

To increase ethanol blending percentage, more and more Ethanol is required to be produced by sacrificing sugar. To achieve higher sacrifice of sugar, syrup/juice-based Ethanol capacities needs to be created which requires higher capital investment. For that Ethanol prices to be set right to have desired level of returns on investment. A study was done in 2023 by an independent professional firm suggesting higher prices of Ethanol for Syrup/Juice-based Ethanol and the report has been submitted to the Government which is pending for consideration.

The Department of Food & Public Distribution, Government of India, had constituted a working committee to look into the

aspect of sugar cane price rationalisation and other matters to present a long-term sustainable solution for the entire sugar ecosystem after due consultation. Further action in respect of the same needs to be undertaken on a priority basis.

### Global scenario

The Global sugar year 2023-24 started with two fundamentals questions; the first one was how production in CS Brazil will pan out for the 2023-24 sugar year and the other one was how much would be the exports from India.

Finally, as the Brazilian session ended, it managed to end up with almost 42.5 MMT of sugar much above the previous year production of 33.8 MMT. The Indian exports however were under restricted category on account of perceived lower inventory.

In Thailand crushing session 2023-24 also ended up recently and it produced 8.7 MMT sugar for the year as compared to 11.0 MMT in 2022-23.

Chinese production increased to 10.1 MMT as compared to 9.0 MMT in previous session on account of favourable weather and higher yields.

Pakistan production is estimated to reach 6.8 MMT.

EU & UK production increased to 16.7 MMT as compared to 15.8 MMT in previous season on account of increase in yield.

Global sugar production is estimated to be ~179.5 MMT as compared to 178.5 MMT in previous year. On the other hand, global demand is expected to rise to ~180 MMT as compared to ~178 MMT in previous year.

We think the next crop of Thailand, EU&UK and China will be higher as compared to last year along with expectation of lower production from Brazil and India. It is expected that the transition of El Nino towards La Nina may be gradual and not abrupt and hence overall production may get support from satisfactory rainfall in many cane growing regions.

Even with indicated higher consumption trends market will be balanced with an expected surplus of ~4.8 MMT.

We strongly believe that the global sugar prices may get strong support around ~18.5 c/lb on account of strong demand from China and other consuming nations. Overall, the sugar sector across the globe will continue to have tailwinds in the days ahead.

### BCML's standalone performance during FY 2023-24

Revenues earned from operations during the year stood at ₹559374.01 Lakhs as compared to ₹466586.17 Lakhs for the previous year, higher by 19.9%. Revenues were higher on account of higher sugar and distillery volumes coupled with higher realizations. The Company earned a total comprehensive income

of ₹44134.06 Lakhs during the year ended 31st March 2024 as compared to ₹26930.83 Lakhs in the previous year.

## Segment-wise performance and outlook

### Sugar

During the financial year ended 31st March 2024, sugarcane crushing stood at 1084.52 Lakh quintals as compared to 936.63 Lakh quintals in previous year, an increase of 15.79% over previous year. This was on account of higher area under cane which resulted in higher availability of sugarcane.

Sugar recovery (net of sugar sacrifice under syrup and B-heavy molasses route) for the year stood at 10.34% as compared to 9.43% in previous year. During the FY 2023-24, the Company has diverted 600.37 Lakh quintals (55.4%) of sugarcane for producing B-heavy molasses as compared to 616.29 Lakh quintals (65.8%) in previous year. In addition, in FY 2023-24 Company diverted 47.69 Lakh quintals (4.4%) towards syrup route ethanol as compared to 85.79 Lakh quintals in previous year. Sudden policy change announced by the Central Government prevented / restricted sugar going into production of Ethanol in view of expected lower sugar production. In the process, Company sacrificed 15.02 Lakh quintals of sugar as compared to 19.87 Lakh quintals in previous financial year. Had there been no diversion, sugar recovery for the year would have been 11.73% as compared to 11.55% in previous year. During the year, Company produced 112.18 Lakh quintals of sugar as compared to 88.33 Lakh quintals in previous year.

Company is working closely with the farmers towards cane varietal rebalancing which can be beneficial for both the farmers and millers. The Company is providing farmers with necessary agro-inputs and advice on various agro practices to increase the farm yield and support clean cane quality. Steps were also taken to educate the farmers on modern agricultural practices.

During the year, the Company sold 94.72 Lakh quintals of sugar as compared to 90.38 Lakh quintals in previous year. Sales for the previous year include 14.00 Lakh quintals to merchant exporters for export. During the current year, there was no export on account of restrictive policy of Government.

Sugar realisation stood at ₹38.00 per kg as compared to ₹35.97 per kg in the previous year.

Sugar inventory (including WIP) as on 31st March 2024 stood at 68.63 Lakh quintals valued at ~₹34.22 per kg as compared to 51.18 Lakh quintals valued at ~₹33.71 per kg in previous year.

### Distillery

The Company's distillery segment delivered healthy performance during the year. Company produced 2799.40 Lakhs BL of industrial alcohol during the year as compared to 2148.86 Lakhs BL during the previous year. Higher production was attributable to enhanced capacity utilization from higher feed stock availability.

Ethanol production from syrup route in FY23-24 stood at 409.12 Lakhs BL as compared to 671.35 Lakh BL in FY22-23. Ethanol production from B-heavy route increased from 1121.00 Lakh BL to 1587.58 Lakh BL. Production of Ethanol from grains (rice and maize) increased to 456.87 Lakh BL as compared to 36.56 Lakh BL in previous year.

Ethanol sales during the year produced from B-heavy molasses stood at 1438.37 Lakh BL at an average realisation of ₹60.73 per BL as compared to 1104.12 Lakh BL at an average realisation of ₹59.53 per BL in the previous year. Ethanol sales from C-heavy molasses stood at 41.57 Lakh BL at an average realisation of ₹55.07 per BL as compared to 64.21 Lakh BL at an average realisation of ₹47.96 per BL in previous year. Ethanol sales from syrup route was 572.04 Lakh BL at an average realisation of ₹65.61 per BL as compared to 503.84 Lakh BL at an average realization of ₹65.61 per BL in the previous year. Similarly, Ethanol sales from grain route was 378.99 Lakh BL at an average realization of ₹59.46 per BL as compared to 36.52 Lakh BL at an average realisation of ₹52.92 per BL in previous year. Ethanol sales from C-heavy molasses was lower in the current year as the Company chose to produce and sale Ethanol produced from Syrup and B-heavy molasses route with an intent to sacrifice maximum permissible quantity of sugar. Blended realisation for industrial alcohol (including Ethanol, ENA etc.) sales stood at ₹57.53 per BL as compared to ₹55.30 per BL in previous year.

### Co-generation

Company no longer considers co-generation as a separate segment. Cogen/incineration has been merged with sugar/distillery based on their operational matrix. This was done because the basic purpose of these operations were to meet the captive requirements and the surplus power generated was exported to the state electricity grid along with sales under open access.

From an operational perspective, power generated during the year stood at 8976.53 Lakh units as compared to 7186.74 Lakh units in previous year, an increase of 24.9%. Power exported (to Uttar Pradesh Power Corporation Limited (UPPCL) and under Open Access stood at 4075.65 Lakh units as against 3168.92 Lakh units in previous year, an increase of 28.6%. Average blended realisation for the year stood at ₹3.97 per unit as compared to ₹3.42 per unit in previous year. Uttar Pradesh Electricity Regulatory Commission ("UPERC") had earlier reduced the power tariff. The matter of reduction in tariff by UPERC is under litigation and is pending at Hon'ble High Court Allahabad.

### Others

The Company also manufactures Granular Potash Fertilizer, Bio-Pesticides for the healthy and salubrious growth of sugarcane. It produces mainly Potash derived from Molasses (PDM), Jaiv-Shakti and Paudh-Shakti. These products provide strength to sustain under the draught conditions, increases metabolism and root development.

The Company sells these products to farmers and to India Farmers Fertilizer Cooperative Limited (IFFCO). Revenues during the year stood at ₹2386.54 Lakhs as compared to ₹2449.40 Lakhs in previous year.

A detailed analysis of the Company's operations, expectations and business environment has been provided in the Management Discussion and Analysis section, which forms a part of this Report.

### Subsidiary, Associate and Joint Venture Companies

The Company does not have subsidiary or Joint venture companies. As on 31st March, 2024, the Company has one Associate Company, namely, Auxilo Finserve Private Limited (AFPL). AFPL is a Systemically Important Non- Deposit taking NBFC registered with Reserve Bank of India (RBI). The main objective of AFPL is to provide education loan to students and provide ancillary services in relation to the said business activity and provide infrastructure or working capital loan to educational institutions. Contribution of the AFPL to the overall performance of the Company has been elaborated in the consolidated financial statements forming part of this Report.

During the year ended on 31st March, 2024, AFPL allotted 113134145 compulsorily convertible preference shares (Series A CCPS), and 25015 equity shares at ₹41.53 each (with a face value of ₹10/- at a premium of ₹31.53 per share), aggregating to ₹46994.99 lakhs on a private placement basis to investors. Additionally, during the year ended on 31st March, 2024, AFPL has also allotted 700000 equity shares at ₹10/- each (with a face value of ₹10/-) upon exercise of options by its employees, in accordance with the Employee Stock Options Scheme. Due to the investment made by investors in Series A CCPS of AFPL, which are entirely in nature of equity and the allotment of equity shares as mentioned above, there is an eventual dilution of the Company's ownership interest in AFPL from 43.93% to 33.72% as on 31st March, 2024. AFPL continues to be an Associate of the Company.

During the Financial Year 2023-24, AFPL has earned revenue of ₹35,668.15 Lakhs as compared to ₹17,826.10 Lakhs for the previous Financial Year and profit after tax of ₹6,921.87 Lakhs as compared to ₹2,574.74 Lakhs for the previous Financial Year. AFPL has registered growth of 100.09% and 168.84% in revenue and profit after tax over the previous Financial Year, respectively.

During the year, no Company became or ceased to become Subsidiary, joint venture or Associate of the Company.

### Consolidated Financial Statements

In compliance with the provisions of Section 129(3) of the Companies Act, 2013 (as amended) (the "Act") and implementation requirements of the Indian Accounting Standards Rules on accounting and disclosure requirements, as applicable, and as prescribed under Regulation 33 of the Listing Regulations, the

Audited Consolidated Financial Statements forms part of this Annual Report.

Pursuant to Section 129(3) of the Act, a statement in Form AOC-1 containing the salient features of the financial statements of the Company's Associate Company is also provided in this Annual Report.

The audited financial statements of the Company including the consolidated financial statements and related information of the Company are available on the website of the Company at [www.chini.com](http://www.chini.com). Since, the Company doesn't have any subsidiary, the requirement under Section 136 of the Act about separate financial statements of subsidiaries does not apply to it.

### Share Capital

During the year under review, the Company has closed its Buy-back of equity shares on 15th May, 2023 (being completion of 6 months from the date of opening of the Buy-back) which was approved by the Board of Directors on 9th November, 2022 and commenced from 16th November, 2022. During this buyback period, the Company had bought back 2290755 (Twenty Two Lakhs Ninety Thousand Seven Hundred and Fifty Five) Equity Shares at an volume weighted average price of ₹357.31 (Rupees Three Hundred Fifty-Seven and Thirty One Paise Only) per Equity Share. Accordingly, the Company had deployed ₹81.85 Crores (excluding transaction costs) for the buyback, which represents 56.28% of the Maximum Buyback Size. Post the Buyback of 2290755 equity shares, the equity share capital of the Company stood at ₹2017.49 Lakhs consisting of 201749245 equity shares of ₹1 each as on 31st March, 2023. Further, there is no change in share capital during the year under review and the equity share capital of the Company as on 31st March, 2024 stood as ₹2017.49 Lakhs consisting of 201749245 equity shares of ₹1 each.

During the year, the Company has not issued shares with differential voting rights or sweat equity shares, however, granted Employee Stock Appreciation Rights (ESARs) on 15th May 2023. The details of the shareholding in the Company held by the Directors as of 31st March, 2024 are set out in the Corporate Governance Report, which forms part of this Report.

### "BCML Employees Stock Appreciation Rights Plan 2023" ("ESAR 2023"/ "Plan")

During the year, the Company granted Employees Stock Appreciation Rights (ESARs) to eligible employees of the Company, with a view to reward the talents working with the Company, attract new talents, and to retain them for ensuring sustained growth, which was formulated by the Nomination and Remuneration Committee ("NRC") of the Board of Directors and approved by the Board of Directors of the Company at its meeting held on 21st March 2023 and by the shareholders through Postal Ballot on 23rd April, 2023 in accordance with Section 62(1)(b) of

the Act read with Regulation 6 of the Securities and Exchange Board of India (Share Based Employee Benefits and Sweat Equity) Regulations, 2021 ["SEBI (SBEB & SE) Regulations"], prescribed by the Securities and Exchange Board of India.

The Company has also obtained the in-principle approval from the BSE Limited and the National Stock Exchange of India Limited for the grant of Employee Stock Appreciation Rights ("ESARs") under the Plan to the employees of the Company. Further, the NRC of the Board of Directors of the Company vide its meeting held on May 15, 2023, has granted 32,73,346 ESARs. The necessary accounting for the above has been made in the books of accounts in the respective period. Details of the accounting method in accordance with Ind AS 102 - Shared Based Payment, have been provided in note no. 37(4)(b) of the standalone and consolidated financial statements.

Further, the disclosure in terms of Regulation 14 of the "SEBI (SBEB & SE) Regulations" is available on the website of the Company at <https://chini.com/wp-content/uploads/2024/07/BCML-disclosure2.pdf>

A certificate from M/s MKB & Associates, the secretarial auditor confirming that the ESAR 2023 have been implemented in accordance with the "SEBI (SBEB & SE) Regulations" has been obtained and the same is available for electronic inspection of the Members during the AGM of the Company.

### Credit Rating

Details of Credit Ratings assigned to the Company are given in the Corporate Governance Report which forms part of this Report.

### Board of Directors and its Composition

The Board of the Company is duly constituted with optimum combination of Executive and Non-Executive Directors, the details of which is elaborated in the Corporate Governance Report annexed to this Report.

### Directors and Key Managerial Personnel (KMP)

#### i. Appointment/Resignation/Cessation of Director:

Changes in the Board of Directors during the financial year 2023-24:

- a) Dr. Indu Bhushan (DIN: 09302960) was appointed as an Additional Director (Non-Executive Independent Director) on the Board of the Company with effect from 17th July, 2023, and was regularized at the 47th Annual General Meeting of the Company (AGM) held on 19th August, 2023.
- b) Ms. Avantika Saraogi (DIN: 03149784) was appointed as Whole-time Director designated as Executive Director on the Board of the Company w.e.f 1st January, 2024 for a period of three (3) years vide approval of shareholders through postal ballot on 27th December, 2023.

- c) Mr. Dinesh Kumar Mittal (DIN: 00040000), Lead Independent Director of the Company completed his second and final term as an Independent Director of the Company. Accordingly, Mr. Mittal ceased to hold office with effect from close of business hours of 31st March, 2024.
- d) Mr. Krishnava Dutt (DIN: 02792753), Independent Director of the Company completed his second and final term as an Independent Director of the Company. Accordingly, Mr. Dutt ceased to hold office with effect from close of business hours of 31st March, 2024.
- e) Mr. Naresh Dayal (DIN: 03059141), Non-Executive Non Independent Director of the Company (who would be turning 75 years of age this year), resigned from the Board with effect from the close of business hours of 31st March, 2024.

The Board would like to place on record its sincere appreciation for the valuable contribution made by Mr. D.K. Mittal, Mr. Krishnava Dutt and Mr. Naresh Dayal during their association as Directors of the Company.

#### ii. Re-appointment of Director:

The Board recommends the approval of the Members for re-appointment of Ms. Veena Hingarh (DIN: 00885567) as Non- Executive Independent Director, to hold office for her second term of five consecutive years with effect from 31st August, 2024 to 30th August, 2029 (both days inclusive). Ms. Hingarh has the required integrity, expertise and experience for re-appointment as an Independent Director of your Company.

#### iii. Retirement by Rotation:

In accordance with the provisions of Section 152 of the Act, read with Companies (Management & Administration) Rules, 2014 and Articles of Association of the Company, Mr. Praveen Gupta (DIN: 09651564), Whole Time Director of the Company, who retires by rotation at the ensuing AGM and being eligible, has offered himself for re-appointment and the Board recommends his re-appointment on the same terms and conditions.

### Appointment after the Financial Year:

Further, at its meeting held on 17th May, 2024, on recommendation of the NRC, the Board approved the appointment of Mr. Chandra Kishore Mishra (DIN: 02553126) as an Additional Director, in the category of Non-Executive Independent Director, of the Company for a term of 5 (five) consecutive years with effect from 17th May, 2024. The appointment is subject to approval of shareholders at the ensuing AGM.

The Board recommends for the approval of the Members, the appointment of Mr. Mishra as a Non-Executive Independent



Director of your Company for a term of five consecutive years with effect from 17th May, 2024. Mr. Mishra has the required integrity, expertise, experience and proficiency for appointment as a Non-Executive Independent Director of your Company.

None of the Directors of the Company are disqualified as per the applicable provisions of the Act.

No other changes occurred at the Board level.

In compliance with Regulation 36(3) of the Listing Regulations, brief resume of the Director proposed to be appointed/re-appointed forms part of the notes and explanatory statement to the Notice of the ensuing AGM.

### Key Managerial Personnel:

During the year under review, pursuant to the provisions of Sections 2(51) and 203 of the Act read with the Companies (Appointment and Remuneration of Managerial Personnel) Rules, 2014, the Key Managerial Personnel of the Company are:

1. Mr. Vivek Saraogi, Chairman and Managing Director
2. Mr. Praveen Gupta, Whole Time Director
3. Ms. Avantika Saraogi (DIN: 03149784) was appointed as a Whole-time Director designated as Executive Director on the Board of the Company w.e.f 1st January, 2024
4. Mr. Pramod Patwari, Chief Financial Officer and
5. Mr. Manoj Agarwal, Company Secretary

There were no other changes to the Key Managerial Personnel of the Company. Details pertaining to the remuneration of KMPs employed during the year has been provided in the Annual Return.

### Declaration by Independent Directors

Pursuant to the provisions of Section 149 (7) of the Act read with Rules made thereunder and in terms of Regulation 25(8) of Listing Regulations, the Independent Directors have submitted declarations confirming that:

- i. they meet the criteria of independence as prescribed under Section 149(6) of the Act read with Schedule and Rules framed thereunder and Regulation 16(1)(b) of the Listing Regulations, as amended and that during the year, there has been no change in the circumstances affecting their status as Independent Directors of the Company;
- ii. in terms of Regulation 25(8) of the Listing Regulations, they are not aware of any circumstance or situation, which exist or may be reasonably anticipated, that could impair or impact their ability to discharge their duties with an objective independent judgment and without any external influence;

In terms of Regulation 25(9) of the Listing Regulations, the Board of Directors has ensured the veracity of the disclosures made under Regulation 25(8) of the Listing Regulations by the Independent

Directors of the Company and is of the opinion that they fulfil the conditions specified in the Act and the Listing Regulations and that they are independent of the management.

The Independent Directors have confirmed compliance with the Company's Code of Conduct as formulated by the Company and also with the Code for Independent Directors prescribed in Schedule IV to the Act. As required under Rule 6 of the Companies (Appointment and Qualification of Directors) Rules, 2014, all the Independent Directors of the Company have valid registration with the Independent Director's database maintained by the Indian Institute of Corporate Affairs and also completed the online proficiency test conducted by the Indian Institute of Corporate Affairs, wherever required.

The Board of Directors confirm that the Independent Director appointed during the year also meet the criteria of integrity, expertise, experience and proficiency in terms of Rule 8 of the Companies (Accounts) Rules, 2014 (as amended).

### Separate Meeting of Independent Directors

Details of the separate meeting of Independent Directors held in terms of Schedule IV of the Act and Regulation 25(3) of the Listing Regulations is given in the Corporate Governance Report.

### Directors' Responsibility Statement

The Board of Directors acknowledge the responsibility for ensuring compliance with the provisions of Section 134(3)(c) read with Section 134(5) of the Act in the preparation of the annual accounts for the year ended 31st March, 2024 and state that:

- i. In the preparation of the annual accounts, the applicable accounting standards have been followed along with proper explanation relating to material departures, if any;
- ii. The Directors have selected such accounting policies and applied them consistently and made judgments and estimates that are reasonable and prudent so as to give a true and fair view of the state of affairs of the Company at the end of the Financial Year and of the profit of the Company for that period;
- iii. The Directors have taken proper and sufficient care for the maintenance of adequate accounting records in accordance with provisions of the Act for safeguarding the assets of the Company and for preventing and detecting fraud and other irregularities;
- iv. The Directors have prepared the annual accounts on a going concern basis;
- v. The Directors have laid down internal financial controls to be followed by the Company and that such internal financial controls are adequate and are operating effectively; and
- vi. There is a proper system to ensure compliance with the

provisions of all applicable laws and that such systems are adequate and operating effectively.

### Particulars of Employees

Disclosures pertaining to remuneration and other details as required under Section 197(12) of the Act read with the Companies (Appointment and Remuneration of Managerial Personnel) Rules, 2014, are given in Annexure I enclosed hereto and forms part of this report. In accordance with the provisions of the aforementioned section, the names and other particulars of employees drawing remuneration in excess of the limits set out in the aforesaid rules form part of this Report. However, in line with the provisions of Section 136(1) of the Act, the Report and Accounts as set out therein, are being sent to all Members of your Company, excluding the aforesaid information. Any Member, who is interested in obtaining these particulars, may write to the Company Secretary for the same.

### Prevention of Sexual Harassment

The Company has zero tolerance towards sexual harassment at workplace and has adopted a policy viz., Policy on Prevention of Sexual Harassment in line with the provisions of the Sexual Harassment of Women at Workplace (Prevention, Prohibition and Redressal) Act, 2013 (POSH Act). The Company is also in compliance with the provisions of the POSH Act, with respect to the constitution of Internal Committee. During the year under review, no complaint/case was filed or was pending for redressal.

### Conservation of Energy, Technology Absorption and Foreign Exchange Earnings and Outgo

The particulars relating to the conservation of energy, technology absorption and foreign exchange earnings and outgo as required under Section 134(3)(m) of the Act, read with Rule 8(3) of the Companies (Accounts) Rules, 2014 are given in Annexure II attached hereto and forms part of this Report.

### Deposits

The Company has not accepted any deposit from the public and consequently, there are no outstanding deposits in terms of the Companies (Acceptance of Deposits) Rules, 2014.

### Board Meetings

The Board met 8 (eight) times during the financial year under review, the details of which are given in the Corporate Governance Report attached to this Report.

### Committees of the Board

Pursuant to various requirements under the Act and the Listing Regulations, the Board of Directors has constituted/reconstituted (whenever necessitated) various committees such as Audit Committee, Nomination and Remuneration Committee, Stakeholders' Relationship Committee, Corporate

Social Responsibility Committee, Risk Management Committee, Environmental, Social and Governance Committee and Executive Committee. The details of composition, terms of reference, number of meetings held during the year under review and other related details, pertaining to these committees are mentioned in the Corporate Governance Report.

### Audit Committee

The composition, role and functions of Audit Committee, is provided in the Corporate Governance Report which forms part of this annual report.

All recommendations made by the Audit Committee during the year were accepted by the Board.

### Compliance of Secretarial Standards

The Company has complied with the applicable Secretarial Standards, i.e., Secretarial Standard on Meetings of the Board of Directors (SS-1) and Secretarial Standard on General Meetings (SS-2) issued by the Institute of Company Secretaries of India.

### Vigil Mechanism / Whistle-Blower Policy

In terms of the requirements under Section 177 (9) and (10) of the Act, 2013 read with the relevant Rules, Regulation 22 of the SEBI Listing Regulations and SEBI (Prohibition of Insider Trading) Regulations, 2015, as amended, the Company has a Vigil Mechanism / Whistle-Blower Policy to deal with unethical behavior, victimisation, fraud and other grievances or concerns, if any. The aforementioned whistle blower policy is available on the Company's website at the following web-link: <https://chini.com/sustainability/governance/policies/>

### Policy on Selection and Remuneration of Directors

The Company has in place a Policy on Selection & Remuneration of Directors, KMP and Other Employees and on Board Diversity ("NRC and Board Diversity Policy") which provides for process w.r.t. selection, appointment and remuneration of directors, key managerial personnel and senior management employees including other matters as provided under Section 178(3) of the Act.

Following are the salient features of the NRC and Board Diversity Policy:

- to provide criteria and terms and conditions with regard to identifying persons who are qualified to become directors (executive and non-executive including independent directors), key managerial personnel and persons who may be appointed in senior management positions.
- to recommend the remuneration of the directors, key managerial personnel and senior management personnel in alignment with the Company's business strategies, values, key priorities and goals.
- to provide rewards linked directly to the effort, performance,

dedication and achievement of the Company's targets by the employees.

- to monitor and periodically review and recommend improvement in board diversity aspects and measure progress accordingly.
- undertake any other matters as the Board may decide from time to time.

The NRC and Board Diversity Policy is annexed as Annexure III.

### Board Evaluation

Pursuant to the provisions of the Act and Regulation 17 of the Listing Regulations, the Board has carried out the evaluation of its own performance and that of its Committees as well as evaluation of performance of the individual directors. The manner in which the evaluation has been carried out has been explained in the Corporate Governance Report attached to this Report.

### Corporate Social Responsibility

In terms of the provisions of Section 135 of the Act read with the Companies (Corporate Social Responsibility Policy) Rules, 2014 (as amended), the Company has a Corporate Social Responsibility ("CSR") Committee. The details of composition and meetings held during the year of the Committee are mentioned in the Corporate Governance Report.

The CSR activities of the Company are focused on sustainable livelihood, education, including skill development for women empowerment, healthcare, sanitation & safe drinking water; rural development and environment sustainability. During the year, the excess amount spent during the previous financial year 2022-23 of ₹147.32 Lakhs, has been set off against the mandatory CSR obligation of ₹1030.06 Lakhs of FY 23-24, pursuant to which the current year CSR obligation amounted to ₹882.74 Lakhs. During the year, the Company has spent ₹1291.28 Lakhs towards CSR and accordingly the excess amount available for set-off till FY 2027 is ₹408.54 lakhs. The Corporate Social Responsibility (CSR) Policy of the Company as approved by the Board can be accessed on the Company's website at following web-link: <https://chini.com/sustainability/governance/policies/>

### Impact Assessment

In line with the Companies (Corporate Social Responsibility Policy) Amendment Rule 2021, since the past year, the Company is obligated to assess the impact of its CSR projects. Accordingly, the Board of Directors of the Company has appointed an independent impact assessment agency viz. Third Planet Foundation to assess out the impact of the societal activities carried out by the Company under its Corporate Social Responsibility interventions. As per the Impact Assessment Report issued by Third Planet Foundation for FY 2024, the CSR interventions of the Company have created

a very meaningful and needful impact in the community and the chosen thematic areas have shown growth, outcomes and impact across all the location. The CSR Committee and the Board of Directors of the Company took a note of the same at their respective meetings held on 17th May, 2024, respectively. The Impact Assessment Report is available on the Company's website at the following web-link: <https://chini.com/sustainability/social/>

The details of the CSR initiatives undertaken by the Company during the Financial Year 2023-24 are outlined in the initial section and the Annual Report on CSR activities which along with CSR Policy is attached as Annexure IV.

### Inter-Corporate Loans, Guarantees and Investments

Details of loans, guarantees and investments covered under the provisions of Section 186 of the Act are given in the notes to the financial statements forming part of this Annual Report.

### Related Party Transactions

During the Financial Year ended 31st March, 2024, all transactions with the Related Parties as defined under the Act read with Rules framed thereunder, were in the ordinary course of business and at arm's length basis. During the year under review, your Company did not enter into any Related Party Transaction which requires approval of the Members. There have been no materially significant related party transactions made by the Company with the Promoters, the Directors or the Key Managerial Personnel which may be in conflict with the interests of the Company at large.

Since all related party transactions entered into by your Company were in the ordinary course of business on arm's length basis and not material, therefore, details required to be provided in the prescribed Form AOC - 2 are not applicable to the Company. The Policy on Related Party Transactions as approved by the Board can be accessed on the Company's website at following web-link: <https://chini.com/sustainability/governance/policies/>

The details of the related party transactions are set out in the notes to the financial statements.

### Risk Management Policy and Framework

The policy on risk assessment and minimisation procedures as laid down by the Board are periodically reviewed by the Risk Management Committee, Audit Committee and the Board. The policy facilitates identification of risks at appropriate time and ensures necessary steps to be taken to mitigate the risks. Brief details of risks and concerns are given in the Corporate Governance Report and Management Discussion and Analysis Report.

### Annual Return

Pursuant to the provisions of Section 134(3)(a) and Section 92(3) of the Act read with Rule 12 of the Companies (Management and Administration) Rules, 2014, the draft annual return of the Company for the Financial year ended 31st March, 2024 is uploaded on the website of the Company and can be accessed at <https://chini.com/investors/financials/>.

### Material Changes and Commitments

Except those disclosed in this Annual Report, there are no material changes and commitments affecting the financial position of the Company between the end of the Financial Year i.e. 31st March, 2024 and the date of this Report.

### Significant and Material Orders

There are no significant/ material orders passed by the Regulators / Courts / Tribunals which would impact the going concern status of the Company and its future operations.

### Internal Financial Controls

The Company has in place adequate internal financial controls with reference to the financial statements. During the year, such controls were reviewed and no reportable material weakness was observed.

### Corporate Governance & Management Discussion and Analysis Report

In terms of the provisions of Regulation 34(2)(e) read with Schedule V of the Listing Regulations, the Corporate Governance Report and the Certificate on the compliance of conditions of Corporate Governance forms part of the Annual Report and are given separately as Annexure V and the Management Discussion and Analysis Report is given in Page no. 116 of the Annual Report.

### Business Responsibility & Sustainability Report

Your Company has been delivering long-term shareholder value, benefitting the society. The Company is committed to economic, social, environmental, and cultural growth equitably and sustainably and creating a positive business environment. Over the years, BCML has worked to enrich lives across communities.

During the year, your Company had appointed CRISIL to compute, unit-wise GHG emissions (Scope 1, 2 & 3) and carry out Life Cycle Assessment (LCA) of its products namely sugar and ethanol. Based on the results, CRISIL would be drawing the decarbonisation road map for the Company, which will further help the Company in furthering its ESG objectives.

In terms of Regulation 34 of the Listing Regulations read with relevant SEBI Circulars, new reporting requirements on ESG parameters were prescribed under "Business Responsibility and Sustainability Report" ("BRSR"). The BRSR seeks disclosure on the performance of the Company against nine principles of the "National Guidelines on Responsible Business Conduct"

("NGRBCs").

As per the SEBI Circulars, from financial year 2022-23, filing of BRSR is mandatory for the top 1000 listed companies by market capitalisation. Accordingly, for the financial year ended 31st March 2024, your Company has published the second BRSR.

BRSR is annexed as **Annexure VII** and forms an integral part of the Annual Report.

### Auditors

#### Statutory Auditors and their Audit Report

M/s. Lodha & Co (Firm's ICAI Registration No. - 301051E), were re-appointed as Statutory Auditors of the Company, for the second term, at the 46th AGM of the Company held on 27th August, 2022, to hold office for a further term of 5 (five) years, till the conclusion of the 51st AGM, in terms of the provisions of Sections 139 and 141 of the Act.

During the year under review, your Company received an intimation from the Statutory Auditors, M/s. Lodha & Co, regarding conversion to a Limited Liability Partnership [LLP] by the name of M/s. Lodha & Co LLP (Firm's ICAI Registration No. - 301051E/ E300284)

The reports given by the Auditors, M/s. Lodha & Co LLP on the standalone and consolidated financial statements of the Company for the year ended 31st March, 2024 forms part of this Annual Report and there is no qualification, reservation, adverse remark or disclaimer given by the Auditors in their Reports.

The Auditors of the Company have not reported any fraud in terms of the second proviso to Section 143(12) of the Act.

#### Secretarial Auditors and their Audit Report

Pursuant to the provisions of Section 204 of the Act read with Companies (Appointment and Remuneration of Managerial Personnel) Rules, 2014 the Company has appointed M/s. MKB & Associates, Practising Company Secretaries, (Firm Reg no. P2010WB042700) to undertake the secretarial audit of the Company for the Financial Year 2023-24. The Secretarial Audit Report for the Financial Year 2023-24 is attached as Annexure VI and forms part of this Report. The contents of the said Audit Report are self-explanatory and do not call for any further comments by the Board. The Secretarial Audit Report does not contain any qualification, reservation, adverse remark or disclaimer.

#### Cost Auditors and their Audit Report

M/s. Mani & Co., Cost Accountants, (Firm Registration No: 000004) were appointed as the Cost Auditors to conduct the audit of the Company's cost records for the financial year ended 31st March, 2024.

The Cost Audit Report, for FY 2022-23, was filed with the Central Government within the statutory timelines and for FY 2023-24 will



be filed within the prescribed timelines. The Company maintains the cost records as per the provisions of Section 148(1) of the Act.

In accordance with the provisions of Section 148 of the Act read with the Companies (Audit and Auditors) Rules, 2014, since the remuneration to be paid to the Cost Auditors for Financial Year 2024-25 is required to be ratified by the members, the Board of Directors recommends the same for ratification at the ensuing AGM. The proposal forms a part of the notice of the AGM.

During the year under review, the Cost Auditors did not report any instance of fraud committed in the Company by its officers or employees under Section 143(12) of the Act, the details of which need to be mentioned in the Board's report.

### Suspense Escrow Demat Account

In accordance with SEBI Master Circular No. SEBI/HO/MIRSD/POD-1/P/ CIR/2024/37 dated 7th May 2024, a separate Suspense

Escrow Demat Account had been opened by the Company with a Depository Participant for crediting unclaimed shares in dematerialised form lying for more than 120 days from the date of issue of Letter of Confirmation(s) to the shareholders in lieu of physical share certificates to enable them to make a request to DP for dematerialising their shares.

### Proceeding under the Insolvency & Bankruptcy Code, 2016

No application / proceeding by / against the Company were made or is pending as on 31st March, 2024, under the provisions of the Insolvency and Bankruptcy Code, 2016 (as amended).

### One Time Settlement with the Banks or Financial Institutions

No one time settlement with Banks or Financial Institutions were entered during the year.

## Annexures forming part of this Report

The Annexures referred to in this Report and other information which are required to be disclosed are annexed herewith and forms part of this Report:

Annexure/ Page No.	Particulars
I	Particulars of Employees
II	Particulars of Conservation of Energy, Technology Absorption and Foreign Exchange Earnings and Outgo
III	Policy on Selection & Remuneration of Directors, KMP & other employees and on Board Diversity
IV	Annual Report on CSR activities and CSR Policy
V	Corporate Governance Report
VI	Secretarial Audit Report
VII	Business Responsibility & Sustainability Report (BRSR)
116-126	Management Discussion and Analysis Report

## Appreciation

Your Directors take this opportunity to thank all the stakeholders including the Central Government and State Governments, shareholders, farmers, customers, dealers, State Bank of India, HDFC Bank, ICICI Bank Limited, Kotak Mahindra Bank, other banks and financial institutions and all other business associates & vendors for their excellent support. Your Directors also wish to place on record their deep appreciation for the committed services by your Company's employees.

For and on behalf of the Board of Directors

Sd/-  
**Avantika Saraogi**  
Executive Director  
DIN : 03149784

Sd/-  
**Vivek Saraogi**  
Chairman and Managing Director  
DIN : 00221419

Date: 29th June, 2024  
Place: Kolkata

## Annexure I to the Board's Report

### STATEMENT OF DISCLOSURE OF REMUNERATION UNDER SECTION 197(12) OF COMPANIES ACT, 2013 AND RULE 5(1) OF THE COMPANIES (APPOINTMENT AND REMUNERATION OF MANAGERIAL PERSONNEL) RULES, 2014 (AS AMENDED)

- I. The ratio of the remuneration of each director to the median remuneration of the employees of the Company for the Financial Year 2023-24:

Name	Designation	Ratio
Mr. Vivek Saraogi	Chairman and Managing Director	212:1
Mr. Praveen Gupta	Whole-time Director	25:1
Ms. Avantika Saraogi*	Executive Director	13:1

\*Remuneration has been annualised since, she was appointed w.e.f 1st January, 2024.

- II. The percentage increase in remuneration of each Director, Chief Financial Officer, Chief Executive Officer and Company Secretary in the Financial Year 2023-24:

Name	Designation	% increase in Remuneration
Mr. Vivek Saraogi	Chairman and Managing Director	25.95 <sup>^</sup>
Mr. Praveen Gupta	Whole-time Director	8.92 <sup>#</sup>
Ms. Avantika Saraogi*	Executive Director	N.A.
Mr. Pramod Patwari	Chief Financial Officer	11.38 <sup>##</sup>
Mr. Manoj Agarwal	Company Secretary	13.00

<sup>^</sup>Including annual performance linked incentive

\* Appointed w.e.f. 1st January 2024

<sup>#</sup> Remuneration of FY 22-23 has been annualised

<sup>##</sup> Excluding one-time incentive

- III. The percentage increase in the median remuneration of employees in the financial year 2023-24: The median remuneration of the employees increased by 11.51% in the financial year 2023-24.
- IV. The number of permanent employees on the rolls of the Company: There were 6056 permanent employees on the rolls of the Company as on 31st March, 2024.
- V. Average percentile increase already made in the salaries of employees other than the managerial personnel in the last financial year and its comparison with the percentile increase in the managerial remuneration and justification thereof and point out if there are any exceptional circumstances for increase in the managerial remuneration:  
Average percentile increase already made in the salaries of employees other than the managerial personnel in the last

Financial Year: 10.14%

Percentile increase in the managerial remuneration: 17.44%

Justification – Remuneration paid to the managerial personnel are as per recommendation of the Nomination and Remuneration Committee and as approved by the Board and the Shareholders of the Company. There is no exceptional increase in the managerial remuneration. Further, the difference of around 6% is due to annual performance linked incentive of CMD.

- VI. Affirmation that the remuneration is as per the remuneration policy of the Company: It is hereby affirmed that the remuneration paid during the year 2023-24 is as per the Remuneration Policy of the Company.

#### Notes:

- The Non-Executive Directors of the Company are entitled for sitting fees and commission as per the statutory provisions and within the limits approved by the shareholders of the Company. The details of remuneration of Non-Executive Directors are provided in the Corporate Governance Report and are governed by the Policy on Selection & Remuneration of Directors, Key Managerial Personnel and other employees and on Board Diversity of the Company, as provided in the Annual Report. In view of this, the calculation of the ratio of remuneration and percentage increase in remuneration of Non-Executive Directors would not be meaningful and hence not provided.
- Permanent employees on the rolls of the Company includes Permanent and Seasonal Permanent employees but does not include Badli Workers, Retainers, Advisors, etc.
- The statement containing names of top ten employees in terms of remuneration drawn and the particulars of employees as required under Section 197(12) of the Act read with Rule 5(2) and 5(3) of the Companies (Appointment and Remuneration of Managerial Personnel) Rules, 2014, is provided in a separate annexure forming part of this report. In terms of Section 136 of the Act, the report and the accounts are being sent to the Members excluding the aforesaid annexure and the said annexure is open for inspection. Any Member interested in obtaining a copy of the same may write to the Company Secretary.

For and on behalf of the Board of Directors

Sd/-  
**Avantika Saraogi**  
Executive Director  
DIN : 03149784

Sd/-  
**Vivek Saraogi**  
Chairman and Managing Director  
DIN : 00221419

Date: 29th June, 2024  
Place: Kolkata

## Annexure II to the Board's Report

# PARTICULARS OF ENERGY CONSERVATION, TECHNOLOGY ABSORPTION AND FOREIGN EXCHANGE EARNINGS AND OUTGO REQUIRED UNDER THE COMPANIES (ACCOUNTS) RULES, 2014

### A. Conservation of Energy

#### a) The steps taken or impact on conservation of energy

The Company has taken various steps towards conservation of energy in its Units. Details of steps taken are listed below:

##### i. Education, awareness campaigns and incentivization programs:

Behavioural change initiatives complement technological solutions by promoting sustainable habits and reducing energy consumption.

- The Company regularly provides training on energy conservation to its workforce.
- As an awareness initiative, different energy saving posters are presented across the organization and plant level.

##### ii. Implementation of Building Automation Systems:

These systems control and monitor building's mechanical and electrical equipments, including heating, ventilation, air conditioning (HVAC), lighting and security systems. By optimizing energy usage based on occupancy, weather conditions and other factors, Building Automation Systems help conserve energy and reduce operational costs.

##### iii. Modernization of machinery through Energy-Efficient Appliances:

Energy-efficient systems and measures alongwith use of efficient appliances and lighting systems etc., contribute significantly to reducing overall energy consumption and greenhouse gas emissions:-

- Phase wise replacement of centrifugal station DC drives to efficient AC drives
- Installation of energy efficient resonance conveyor at sugar conveying and bagging station at Kumbhi Unit
- Upgradation of evaporator station at Kumbhi Unit by installing energy efficient falling film evaporators to reduce steam saving by 2% on cane
- Reduction in Steam consumption by using efficient enzymes that work at lower temperatures for slurry cooking, in place of jet cooking-based enzymes in the grain operations at Maizapur distillery.
- The Company operated modern tandem in the Babhnan unit, enhancing productivity
- Installed energy efficient Variable frequency drives (AC VFD) in mill no. 1, GRPF 1 & 2 during the expansion of Kumbhi milling tandem.
- It replaced conventional drives with the variable frequency version at Rotary screens of Kumbhi unit resulting into enhanced power efficiency.

- Light Emitting Diode (LED) lights are being installed on a continuous basis in place of conservative lighting systems

- Optimize imbibition water quantity through online brix monitoring tried at Kumbhi for maximum utilization of efficiency of equipment at full crush rate, savings in bagasse, steam consumption as well as reduction in power consumption etc.

- New and modern Distributed Control Systems (DCS) installed for optimum utility and smooth running of units

- Installation of Variable Frequency Drive (VFDs) with level control in B-Heavy molasses transfer pumps

- Installation of planetary gears in replacement of inefficient worm wheel type gears is also being done on regular basis in all the Units for saving of electrical energy

- Installation of screw pumps / high flow pumps in place of inefficient geared pumps is also being done on regular basis

- Installation of pneumatic plough only in A-Centrifugal all machine for increasing efficiency cycle resulting in steam saving

- Continued Installation of auto feed control valve (IRIS) on continuous centrifugal machines

#### b) The steps taken by the Company for utilising alternate sources of energy:

- Implementation of Solar and other renewable energy technologies are BCML's sustainable alternatives for conservation of fossil fuels. Investing and adopting these technologies not only reduced our Green House Gas (GHG) emissions but also promoted energy independence and resilience.

- The focal point of the Company's operating policy is an integration through which the by-product of one process serves as raw material for another. The Company produces green power as it uses its waste product (bagasse) as raw material instead of using fossil fuels which is harmful for the environment. The Renewable power produced by the Company is used for captive use and is also sold to the Grid. Further, biogas generated from CPU digester is being utilized as a fuel for drying Potash Granules in Granulation.

- Solar lights installed in cane purchase centres.

- A comprehensive energy audit is conducted to identify areas of energy consumption within organization, facility and household level through internal or external agencies.

- c) The capital investment on energy conservation equipment during the Financial Year 2023-24 was approx. ₹3.22 Crores.

## B. Technology Absorption

### i. A. The efforts made towards technology absorption are:

- Radar based level sensor installation for online monitoring of levels in 60% of the ethanol storage tanks of our distillery.
- Use of AI based NIR instrument for the analysis of syrup, molasses, rice, maize, intermediate materials at Maizapur distillery, in place of conventional wet chemistry analysis for eliminating use of chemicals thereby reducing effluents and improving analytical levels.
- Introduced Earth Leakage Circuit Breakers (ELCB) and Residual Current Circuit Breakers (RCCB) to facilitate employee and equipment safety
- Upgraded its SAP S4 HANA to SAP S4 HANA 22.9 version
- Use of modern electrostatic precipitators
- Introduced quality machine guards known as 360 degree machine guard, platform railings and toe guards for safety of employees working at heights
- Adoption of technology to treat water used in high pressure boilers in place of raw ground water
- Upgradation of laboratory analysis and report generation applications across units
- Commissioning of wet scrubber system and back filters connected to a web portal that facilitates real time monitoring.
- Installation of dense based ash withdrawal system in boilers leading to responsible ash disposal.

### B. The Company carried on following sugarcane development activities during the financial year 2023-24:

- Implemented mechanical controls to reduce impact of top borer and red rot disease in command areas
- Distribution of trash mulchers to agricultural community
- Promoting proper planting technique critical for tree growth viz. digging the correct hole size, planting

seedlings at appropriate depth- ensuring effective soil to root contact

- Development of soil fertility map to track and plug soil deficiency
- Deployment of tissue culture in farms and providing disease free cane seeds of existing variety
- The Company's Unit at Kumbhi retains the ratoon generated from sugarcane. The ratoon management equipment helps generate a large quantum of quality cane
- Biological control laboratory for sugarcane pest management as a measure to protect cane from diseases
- Autumn and early spring cane planting
- Soil testing laboratory including analysis of micronutrients and providing soil health card to growers for correct nutrient recommendation as per requirement of the soil
- Mobile App (Balram App) re-vamped for educating and disseminating important information and live notifications to farmers
- Distribution of press mud amongst farmers for improvement of soil health
- Inter-cropping of sugarcane for multi crops to growers
- Use of moist Hot Air, Hot Water and Sett Treatment Machine to eradicate seed borne inoculum of red rot, smut, GSD disease etc.

Due to above efforts, it is expected that higher yield of disease-free cane will be available to the Company, resulting in higher returns to the Company and the cane growers. Multi cropping also helps farmers to get more returns.

ii. The Company has not imported any technology.

iii. Expenditure incurred on Research & Development- Nil

## C. Foreign Exchange Earnings and outgo

	2023-24	2022-23
Foreign Exchange earned in terms of actual inflows	Nil	Nil
Foreign Exchange outgo in terms of actual outflows	₹156.81 Lakhs	₹84.56 Lakhs

For and on behalf of the Board of Directors

Sd/-  
**Avantika Saraogi**  
 Executive Director  
 DIN : 03149784

Sd/-  
**Vivek Saraogi**  
 Chairman and Managing Director  
 DIN : 00221419

Date: 29th June, 2024  
 Place: Kolkata



## Annexure III to the Board's Report

# POLICY ON SELECTION & REMUNERATION OF DIRECTORS, KEY MANAGERIAL PERSONNEL AND OTHER EMPLOYEES AND ON BOARD DIVERSITY

### 1. Preamble

Sub-section (3) of Section 178 of the Companies Act, 2013 states that the Nomination and Remuneration Committee shall formulate the criteria for determining qualifications, positive attributes and independence of a director and recommend to the Board a policy, relating to the remuneration for the Directors, Key Managerial Personnel and other employees.

Part – D of Schedule II to the SEBI (Listing Obligations and Disclosure Requirements) Regulations, 2015 also mandates the Nomination and Remuneration Committee to formulate the criteria for determining qualifications, positive attributes and independence of a director and recommend to the Board a policy, relating to the remuneration for the directors, key managerial personnel and other employees. It further requires the Nomination and Remuneration Committee to devise a policy on diversity of the Board of Directors of the listed entity.

This Policy on Selection & Remuneration of Directors, Key Managerial Personnel and other employees and on Board Diversity ("Policy") is designed to (i) attract, motivate and retain talented employees in the competitive market, (ii) motivate employees to excel in their performance, recognize their contribution, (iii) retain talent in the organisation, reward merit and protect organisational stability & flexibility and (iv) lay down the criteria for selection of directors in the Board and persons in the senior management to assist the Board of Directors in performing its duties. This Policy will also ensure constitution of the Board with optimum combination of Executive and Non-Executive Directors including Independent Directors who possess diverse experience and expertise in strategic management, governance and provide long term vision and direction to the Company.

However, the Board should act according to its obligations under the specific facts and circumstances it faces.

The Board of Directors ("the Board") of Balrampur Chini Mills Limited ("the Company") at their meeting held on August 11, 2016 has adopted this Policy and was effective from September 1, 2016. Further, the Board approved the amended Policy at its meeting held on 24th May, 2022 and the amended policy shall be effective from 24th May, 2022.

This Policy applies to the Company's Directors, Key Managerial Personnel and other employees.

### 2. Objectives

This Policy is formulated with the following objectives:

- (i) To set the criteria for determining qualifications, positive attributes and independence of a Director.
- (ii) To have a diverse Board, with people from diverse areas of expertise and experience.
- (iii) To ensure that the level and composition of remuneration is reasonable and sufficient to attract, retain and motivate directors and employees of the quality required to run the Company successfully.
- (iv) To ensure that the relationship of remuneration to performance is clear and meets appropriate performance benchmarks.
- (v) To ensure that the remuneration involves a balance between fixed and incentive pay reflecting short and long-term performance objectives appropriate to the working of the Company and its goals.
- (vi) To attract, recruit, motivate and retain desired talent.

However, exceptional occasions may arise where it is appropriate to act differently than set out in this Policy due to some extra-ordinary talent of any candidate and due to outstanding performance.

### 3. Definitions and Interpretations

**"Act"** shall mean the Companies Act, 2013 (as amended) along with the rules made thereunder.

**"Committee"** means "Nomination and Remuneration Committee" constituted by the Board of Directors of the Company.

**"Key Managerial Personnel"** or **"KMP"** means personnel as defined under the Companies Act, 2013.

**"Listing Regulations"** shall mean the SEBI (Listing Obligations and Disclosure Requirements) Regulations, 2015.

**"Senior Management", "Senior Management Personnel"** or **"Senior Executives"** means officers/personnel of the Company who are members of its core management team excluding board of directors and normally this shall comprise

all members of management one level below the chief executive officer/managing director/whole time director/manager (including chief executive officer/manager, in case they are not part of the board) and shall specifically include Company Secretary and Chief Financial Officer.

#### 4. Policy for selection and appointment of the Board Members Board Membership Criteria & Diversity

The Board of Directors should be composed of individuals who have demonstrated significant achievements in business, education, individual profession and/or public service. They should have requisite expertise, education and experience to make a significant contribution to the deliberations of the Board of Directors in light of the Company's business. In addition, the Board shall have at least one woman director.

The Committee may review the appropriate skills and characteristics of Board members in the context of the current structure of the Board. This assessment should include issues of diversity, age, business, qualifications, ethics & integrity, willingness to participate in Board matters and other criteria that the Committee and Board find to be relevant at that point of time. A variety and balance of skills, background and experience is desirable.

The composition of the Board shall meet the conditions prescribed under the Act and the Listing Regulations. Proposed appointees shall possess the Director Identification Number and meet the criteria as laid down in the Act and the Listing Regulations.

##### Attributes

The overall ability and experience of individual Board candidate should determine their suitability. The following attributes may be considered as desirable in any candidate for the Board:

- **Experience** - A Board candidate should have extensive experience in business, administration, profession, governance and/or public service. An ideal Board candidate may have had experience in more than one of these areas.
- **Education** - Ideally, it is desirable that a Board candidate should hold degree from a respected college or university. In some cases, it is further desirable for the candidate also to have earned a masters or acumen in governance & administration. However, these educational criteria are not meant to exclude an exceptional candidate who does not meet these educational criteria.

- **Personal** - A Board candidate should be of the highest moral and ethical character. The candidate should exhibit independence, objectivity and be capable of serving as a representative of the stakeholder.
- **Individual Characteristics** - A Board candidate should have the personal qualities to be able to make a substantial active contribution to the Board deliberations. These qualities include intelligence, self-assuredness, high ethical standard, inter-personal skills, independence, judgmental, courage, a willingness to ask the difficult question, communication skills and commitment.
- **Availability** - A Board candidate must be willing to commit, as well as have, sufficient time available to discharge the duties of the Board membership. The candidate should not have any prohibited interlocking relationships.
- **Compatibility** - A Board candidate should be able to develop a good working relationship with other Board members and contribute to the Board's working relationship with the Senior Management of the Company.
- **Compliance** - A Candidate should meet the compliance requirements prescribed under the Act, the Listing Regulations and other Rules & Regulations or standards set out by the Company.

##### Predominance of Independent Directors

Independence promotes integrity, accountability and governance. The Board shall comprise of requisite number of independent directors as prescribed under the law.

Not less than requisite number of directors shall be independent directors who meet the criteria for independence as required under the Act, the Listing Regulations and other prescribed Rules & Regulations applicable to the Company. Besides, the Board will consider all relevant facts and circumstances in making a determination of independence.

##### Selection and Orientation of New Directors

The Committee shall identify candidates for the Board and recommend them for appointment by Board and subsequently for approval by the shareholders as prescribed under the law. The Board delegates the screening process to the Committee with direct input from the Chairman of the Board or the Managing Director or any other Committee as may deem appropriate. The Senior Management, working in conjunction with the Committee, shall develop an appropriate familiarisation program for new directors that

include background briefings, meetings with the Senior Management and visits to Company facilities etc.

For every appointment of an independent director, the Nomination and Remuneration Committee shall evaluate the balance of skills, knowledge and experience on the Board and on the basis of such evaluation, prepare a description of the role and capabilities required of an independent director.

The person recommended for such role shall meet the description.

For the purpose of identifying suitable candidates, the Committee may;

1. use the services of an external agencies, if required
2. consider candidates from a wide range of backgrounds, having due regard to diversity and
3. consider the time commitments of the candidates

#### **Assessing Performance of Board and Committees**

The Committee shall formulate criteria for effective evaluation of performance of the Board, its Committees and individual Directors. The performance evaluation of Independent Directors shall be done by the entire Board of Directors, excluding the directors being evaluated. The Independent Directors in their meeting shall review the performance of Non-Independent Directors and the Board as a whole. While assessing the performance, the Board or the Committee shall take into account attendance of directors in the Board and Committee meetings, performance of the business, accomplishment of long-term strategic objectives & their participation, role & functioning of various committees, compliance and other matter as they may think fit. The purpose of the assessment is to increase the effectiveness of the Board.

### **5. Selection and Nomination of Senior Management including KMP**

Criteria for selection of directors shall also apply for selection of executives in the Senior Management. Where appointment or performance of any KMP requires specific qualification or degree, the person should also possess the same. Keeping self-up-to-date for performing duties, on issues and emerging trends is an important part of responsibilities. KMP must take reasonable steps to remain current in professional development, corporate governance and discharging duties & responsibilities.

The KMP shall meet the conditions prescribed under the Act and other Rules & Regulations as may be applicable.

Appointment of KMPs shall be recommended by the NRC and approved by the Board.

The Committee may issue necessary guidelines for appointment, promotion, removal or any other matter w.r.t. the employment of any Senior Management Personnel.

The information on recruitment and remuneration of senior officers just below the level of the Board shall be presented to the Board.

### **6. Compensation Structure Principles of Remuneration**

This Policy reflects the balance between the interests of the stakeholders of the Company as well as a balance between the Company's short-term and long-term strategy. As a result, the structure of the remuneration package for the Executive Directors and the Senior Management Personnel are designed to balance short-term operational performance with the medium and long-term objective of creating sustainable value within the Company. The Company strives for high performance in the field of sustainability and aims to maintain a good balance between economic gains, respect for people and concern for the environment in line with the values of the Company and business principles to ensure that highly skilled and qualified personnel can be attracted and retained. The Company aims for a total remuneration level that is comparable to levels provided by other companies that are similar to the Company in terms of size and complexity. The Company shall strive to be an equal opportunity employer.

The following elements shall be considered for payment of remuneration to Executive Directors, Senior Management Personnel and other employees:

Industry Average, Remuneration drawn by peers considering nature and volume of responsibilities, Qualification, Experience, Immediate previous position held in earlier organization & responsibilities occupied, responsibilities shouldered in the Company, contribution made within the organisation, any achievement, reward or recognition, behavioural patterns, work ethics, evaluation of performance etc.

#### **Remuneration to Executive Directors & Non-Executive Directors**

The Executive Directors shall be eligible for a monthly remuneration consisting of salary, perquisites and annual performance linked incentive, as may be approved by the Board of Directors, based on the recommendations of the

Committee, provided the same are in accordance with the statutory provisions of the Act, the rules made thereunder, for the time being in force and subject to the limits/ scale approved by the Shareholders.

The Non-Executive Directors (including Independent Directors) shall be entitled to receive sitting fees for attending each meeting of the Board of Directors and the committees thereof. The fees paid to the Non-Executive Directors for attending meetings shall be such as may be determined by the Board within the limits prescribed under the Act. Beside the sitting fees, they are also entitled to reimbursement of expenses for participation in meetings of the Board / Committee / Shareholders and payment of commission on net profits.

Any review of the remuneration to Executive Directors and Non-executive Directors shall be on the basis of performance evaluation of directors and as per recommendation of the Committee.

Payment of commission & sitting fees to Non-Executive Directors shall be subject to the provisions of the Act including prescribed rules & schedules thereunder and the Listing Regulations.

### **Remuneration to Senior Management (including KMP) and other employees**

In order to attract and retain managerial expertise, the elements of the remuneration of the Senior Management are determined on the basis of the work they do and the value they create as well as of the conditions in other similar companies. Each element of the remuneration has been weighted in order to ensure a continuous positive development of the Company both in the short and long-term as well as of the employees to enhance productivity.

Any remuneration in whatever form payable to Senior Management Personnel of the Company shall be recommended by the Committee to the Board for its approval.

Remuneration of employees largely consists of base remuneration, perquisites, performance linked incentive,

bonus, exgratia, etc. The components of the total remuneration vary for different cadres/grades are governed by industry pattern, qualification and experience of the employee, responsibilities handled by him, individual performance, among others. Employees/workers may be granted advance/loan with or without interest in case of genuine needs like- Medical, education, housing, marriage or for any other genuine purpose, subject to in conformity with the applicable laws and regulations as amended from time to time. The remuneration to employees/workers shall also comply with the applicable regulations and policies of the respective governments. As the factories of the Company are situated in the State of Uttar Pradesh, the remuneration to employees/workers (other than Senior Management) shall also be in compliance with the policies of the U.P. Govt. including Wage Board.

However, the Company may give compensation in the form of reward or incentive to any employee for his outstanding or extraordinary performance, which is over and above the benchmark set for him during any year.

Annual appraisal of performance of Senior Executives and other employees shall be done by the respective reporting authority/ head of the department in association with HR Department. Based on such performance evaluation any increase in remuneration shall be considered.

### **Long Term Incentive Employee Stock Option Scheme**

The Company may put in place an Employees Stock Option Scheme for the Executive Director(s) and employees of the Company with the objective of aligning interests of the executive management and key employees with the long-term goals of the Company and its shareholders and also to attract and retain talent to align the interest of employee with those creating sustainable value for all stakeholders

### **Supplementary Provisions**

The Committee may review this Policy periodically and suggest revisions in this Policy to the Board to ensure this Policy serves its purpose and accurately reflects the sense of the Board and the Company.



Annexure IV to the Board's Report  
**THE ANNUAL REPORT ON CSR ACTIVITIES**  
 FOR FINANCIAL YEAR ENDED 31ST MARCH, 2024

**1. Brief outline on CSR Policy of the Company**

BCML's Vision for CSR is "to contribute for bringing social and economic change to the underprivileged sections of the society in an equitable and sustainable manner and to contribute for livelihood enhancement initiatives for the weaker sections of the society. In doing so, we believe that we are contributing to develop the quality of human life and making a better India."

The range of activities the Company engages in to fulfill its Corporate Social Responsibility (CSR) aligns with Schedule VII of the Act. The Company's CSR efforts are concentrated on the following key areas:

- Livelihood enhancement and poverty alleviation;
- Education including skill development for empowerment of women and others;
- Healthcare, sanitation & safe drinking water;
- Rural development and transformation;
- Environment sustainability & climate change;

Additionally, the CSR activities mentioned above, as well as other programs undertaken by the Company, are permissible under Schedule VII of the Act.

Subject to the provisions of the Act, the Company will undertake the CSR Activities either (i) directly and/ or (ii) through Implementing Agencies as defined in the Companies (Corporate Social Responsibility Policy) Rules, 2014.

**2. Composition of CSR Committee**

Sl. No.	Name of Director	Designation / Nature of Directorship	Number of meetings of CSR Committee held during the year	Number of meetings of CSR Committee attended during the year
1.	Mr. Naresh Dayal <sup>#</sup>	Non-Executive Non Independent Director, Chairperson	3	3
2.	Ms. Veena Hingarh <sup>*</sup>	Non-Executive - Independent Director, Member	3	3
3.	Mr. Vivek Saraogi	Chairman and Managing Director - Member	3	3

<sup>#</sup> Ceased to be the member of the Committee w.e.f closure of business hours on 31st March, 2024.

<sup>\*</sup> Appointed as the Chairperson of the Committee w.e.f 1st April, 2024.

**Note:**

1. Dr. Indu Bhushan, Lead Independent Director, Mr. Praveen Gupta, Whole-time Director and Ms. Avantika Saraogi, Executive Director have been appointed as the members of the Committee w.e.f 1st April, 2024.

**3. Provide the web-link where Composition of CSR committee, CSR Policy and CSR projects approved by the board are disclosed on the website of the Company.**

Web-link for Composition of CSR committee	<a href="https://chini.com/management/#committee">https://chini.com/management/#committee</a>
CSR Policy	<a href="https://chini.com/wp-content/uploads/2021/07/CSR-Policy.pdf">https://chini.com/wp-content/uploads/2021/07/CSR-Policy.pdf</a>
CSR projects approved by the Board	<a href="https://chini.com/wp-content/uploads/2023/08/List-of-Projects-BCML_2023-24.pdf">https://chini.com/wp-content/uploads/2023/08/List-of-Projects-BCML_2023-24.pdf</a>

**4. Provide the executive summary along with web-link(s) of Impact Assessment of CSR Projects carried out in pursuance of sub-rule (3) of rule 8, if applicable.**

The Company has engaged an independent impact assessment agency, viz. Third Planet Foundation, to carry out the Impact Assessment of the CSR interventions of the Company. According to the Impact Assessment Report issued for FY 2024, BCML's CSR efforts have positively impacted over 1 million people across 2,809 villages, focussing on sustainable development and enhancing community well-being.

We have equipped small and marginal farmers in 2,764 villages with essential farm tools, fostering inclusive agricultural growth and socio-economic empowerment. In the realm of education, by implementing mobile science labs and enhancing school infrastructure we have impacted more than 16,000 students across 159 villages. In Healthcare too, by supporting rehabilitation centers, government health facilities, and by organizing health camps we have enhanced the availability of primary healthcare services.

Our commitment to environmental sustainability is demonstrated through the rejuvenation of 18 farm ponds, the adoption of Miyawaki plantation techniques for rapid afforestation, and the installation of solar lights promoting renewable and clean energy. These comprehensive efforts underscore BCML's unwavering commitment to fostering societal welfare and driving positive change in the communities we serve. The Impact assessment Report is available on the Company's website at the following web-link: web-link: <https://chini.com/sustainability/social/>

5.	(a)	Average net profit of the Company as per sub-section (5) of section 135.	₹51503.11 lakhs
	(b)	Two percent of average net profit of the Company as per sub-section (5) of section 135.	₹1030.06 lakhs
	(c)	Surplus arising out of the CSR Projects or programmes or activities of the previous financial years.	NIL
	(d)	Amount required to be set-off for the financial year, if any.	₹147.32 lakhs
	(e)	Total CSR obligation for the financial year [(b)+(c)-(d)].	₹882.74 lakhs

6.	(a)	Amount spent on CSR Projects (both Ongoing Project and other than Ongoing Project).	₹1275.48 lakhs
	(b)	Amount spent in Administrative Overheads.	₹4.38 lakhs
	(c)	Amount spent on Impact Assessment, if applicable.	₹11.42 lakhs
	(d)	Total amount spent for the Financial Year [(a)+(b)+(c)].	₹1291.28 lakhs

(e) CSR amount spent or unspent for the Financial Year:

Total Amount Spent for the Financial Year (₹ in Lakhs)	Amount Unspent (₹ in Lakhs)				
	Total Amount transferred to Unspent CSR Account as per subsection (6) of section 135		Amount transferred to any fund specified under Schedule VII as per second proviso to sub-section (5) of section 135		
	Amount	Date of transfer	Name of the Fund	Amount	Date of transfer
₹1291.28	Not Applicable				

(f) Excess amount for set-off, if any:

Sl. No.	Particular	Amount (₹ in Lakhs)
i.	Two percent of average net profit of the Company as per sub-section (5) of section 135	₹1030.06*
ii.	Total amount spent for the Financial Year	₹1291.28
iii.	Excess amount spent for the Financial Year [(ii)-(i)]	Refer Note below*
iv.	Surplus arising out of the CSR projects or programmes or activities of the previous Financial Years, if any	Nil
v.	Amount available for set off in succeeding Financial Years [(iii)-(iv)]	₹408.54*

\*Note: During the year, ₹147.32 lakhs has been set off against the mandatory CSR obligation of ₹1030.06 lakhs of FY 23-24, pursuant to which the current year CSR obligation amounted to ₹882.74 lakhs. Accordingly, the excess amount available for set-off is ₹408.54 lakhs (₹1291.28-₹882.74) for the Financial Year 2023-24, which is required to be adjusted in the immediate succeeding three financial years.

7. Details of Unspent Corporate Social Responsibility amount for the preceding three Financial Years:

Sl. No.	Preceding Financial Year(s)	Amount transferred to Unspent CSR Account under section 135 (6) (in ₹)	Balance Amount in Unspent CSR Account under subsection (6) of section 135 (in ₹)	Amount spent in the Financial Year (in ₹).	Amount transferred to a fund as specified under Schedule VII as per second proviso to subsection (5) of section 135,		Amount remaining to be spent in succeeding financial year (in ₹)	Deficiency, if any
					Amount (in ₹).	Date of transfer.		

Not Applicable

8. Whether any capital assets have been created or acquired through Corporate Social Responsibility amount spent in the Financial Year:

Yes / No

If Yes, enter the number of Capital assets created/ acquired : One

Furnish the details relating to such asset(s) so created or acquired through Corporate Social Responsibility amount spent in the Financial Year:

(1)	(2)	(3)	(4)	(5)	(6)		
Sl. No.	Short particulars of the property or asset(s) [including complete address and location of the property]	Pin code of the property or asset(s)	Date of creation	Amount of CSR amount spent (₹ in Lakhs)	Details of entity/ Authority/ beneficiary of the registered owner		
					CSR Registration Number, if applicable	Name	Registered address
1.	Trailer Mounted Sewer Suction, Balrampur Chini Mills, Unit- Babhnan	271313	19.03.2024	3.85	CSR00001874	Balrampur Foundation	Balrampur Foundation, 5th Floor, 5A, Bibhabati Bose Sarani, Kolkata – 700020.
TOTAL				3.85			

9. Specify the reason(s), if the Company has failed to spend two per cent of the average net profit as per section 135(5): Not Applicable

Sd/-

**Vivek Saraogi**

Chairman and Managing Director

DIN - 00221419

Sd/-

**Veena Hingarh**

Chairperson - CSR Committee

DIN - 00885567

Date: 29th June 2024

Place: Kolkata

# CORPORATE SOCIAL RESPONSIBILITY POLICY

## PHILOSOPHY

Corporate Social Responsibility ("CSR") is a kind of social responsibility integrated into a business model. CSR goes beyond compliance and engages in actions that further some social good, beyond the interests of the Company and those which are required by law. CSR aims to embrace the responsibilities for the business actions and encourage a positive impact through its activities on the environment, communities, farmers and in general on the wellbeing of society at large.

At Balrampur Chini Mills Limited ("Company"), we are committed to economic, social, environmental and cultural growth of the underprivileged in an equitable and sustainable manner, primarily in the peripheral areas around our factories and corporate office. Over the years, the Company has worked for the enrichment of lives across these communities by creating sustainable livelihoods, promoting education, healthcare, sanitation, etc.

Our Vision for CSR is "to contribute for bringing social and economic change to the underprivileged sections of the society in an equitable and sustainable manner and to contribute for livelihood enhancement initiatives for the weaker sections of the society. In doing so, we believe that we are contributing to develop the quality of human life and making a better India."

## LEGAL REQUIREMENTS

Pursuant to Section 135 of the Companies Act, 2013 (as amended) ("Act") read with the Companies (Corporate Social Responsibility) Rules, 2014, (as amended) ("CSR Rules") the Board of Directors ("Board") of the Company is required to formulate a Corporate Social Responsibility Policy which shall indicate the activities to be undertaken as specified in Schedule VII of the Act and the expenditure to be incurred thereon. Additionally, the objective of this Policy is to provide an overall framework, principles and guidelines to the CSR Committee to conduct CSR activities in line with Section 135 of the Act and the Rules and other applicable laws and regulations, as amended from time to time.

The Board of the Company had initially adopted this CSR Policy in terms of section 135 (3) (a) of the Act read with the CSR Rules and Schedule VII of the Act made thereunder on 12th May, 2014, which was further amended on 8th February, 2018.

Considering the recent amendments made in Section 135 of the Act vide the Companies Amendment Act, 2019 and the Companies Amendment Act, 2020 along with changes in the Rules vide the Companies (Corporate Social Responsibility Policy) Amendment Rules, 2021 ("Amendment Rules"), the Board at their meeting held on 1st June, 2021, based on the recommendations

of the CSR Committee of the Board, have adopted this Policy, namely, BCML Corporate Social Responsibility Policy ("Policy") and it shall be effective from 1st June, 2021. This Policy shall supersede the existing Corporate Social Responsibility Policy.

## CSR COMMITTEE

The Board of Directors of the Company shall from time to time constitute/reconstitute a CSR Committee consisting of such members as may be required under the Act. The CSR Committee shall meet at least twice in a year to review annual action plan and monitor the CSR projects/programmes. The quorum shall be two members. The Committee shall periodically review the Policy, discuss the budget and strategy, review project progress, issue necessary direction from time to time to ensure orderly and efficient execution of the CSR programmes in accordance with this Policy and also consider the future course of action.

The terms of reference of the CSR Committee are mentioned hereunder:

- (i) Formulate and recommend to the Board, a CSR Policy (and modifications thereto from time to time) which shall provide an approach and the guiding principles for selection, implementation and monitoring of CSR activities to be undertaken by the Company as well as formulation of the annual action plan.
- (ii) Recommend and review the annual action plan, and any modifications thereof, to the Board comprising of following:
  - the list of CSR projects or programmes that are approved to be undertaken in areas or subjects specified in Schedule VII of the Act;
  - the manner of execution of such projects or programmes;
  - the modalities of utilisation of funds and implementation schedules for the projects or programmes;
  - monitoring and reporting mechanism for the projects or programmes; and
  - details of need and impact assessment, if any, for the projects undertaken by the Company.
- (iii) Recommend specific projects, either new or ongoing, in pursuance of the Focus Areas outlined in this Policy or such other activity as listed under Schedule VII of the Act, either for undertaking such projects by the Company itself, directly or through any implementation agency, for inclusion in the annual action plan or contributions or financial assistance.
- (iv) Recommend to the Board, the amount of expenditure to be incurred on the CSR activities in a financial year and the



amount to be transferred in case of ongoing projects and unspent amounts, if any.

- (v) Review the progress of CSR initiatives undertaken by the Company.
- (vi) Monitor the CSR Policy of the Company from time to time and institute transparent monitoring mechanism for implementation of the CSR projects referred to above.
- (vii) Review and recommend to the Board, the Annual Report on CSR activities to be included in Board's Report and take a note of the certificate submitted by the Chief Financial Officer.
- (viii) Review and recommend to the Board, the Impact Assessment Report, if any, obtained by the Company from time to time.
- (ix) Undertake such activities and carry out such functions as may be provided under section 135 of the Act and the Rules.

## FOCUS AREAS

The scope of activities which, the Company will undertake towards fulfillment of its CSR shall be in line with Schedule VII of the Act. The Company shall focus on the following key areas for its CSR Activities:

- a) Livelihood enhancement and poverty alleviation
- b) Education including skill development for empowerment of women and others.
- c) Healthcare, sanitation & safe drinking water
- d) Rural development and transformation
- e) Environment sustainability & climate change
- f) Disaster management

Besides above, the Board may approve such other CSR activities as permissible under Schedule VII of the Act.

The CSR initiatives would be identified as per the requirement in the community and the local area from where the Company operates. Further, the CSR Committee may also consider any initiative to be carried out in terms of the Act in any other part of India. Professional agencies may be engaged in conducting need based assessment in some programme, wherever required.

## IMPLEMENTATION

Subject to the provisions of the Act, the Company will undertake the CSR Activities either (i) directly or (ii) through a registered trust or registered society or registered company (under Section 8 of the Act) registered under section 12A and 80 G of the Income Tax Act, 1961, established by it either singly or along with any other company (iii) through any other Implementing Agency.

Provided that if the Company decides to undertake its CSR

activities through a Company established under section 8 of the Act or a registered trust or a registered society, registered under section 12A and 80 G of the Income Tax Act, 1961, such Company or trust or society shall have an established track record of three years in undertaking similar programs or projects and the Company should have specified the projects or programs to be undertaken, the modalities of utilisation of funds of such projects and programs and the monitoring and reporting mechanism.

Provided that such implementing agencies shall be covered by Rule 4 (1) of the Rules and registered with Central Government and is in possession of unique CSR Registration Number.

Further, for carrying the CSR Activities, the Company may also collaborate with the Governments, the District Authorities, the village panchayats, NGOs and other like-minded stakeholders that can widen the Company's reach and help the Company to leverage upon the collective expertise, wisdom and experience that these partnerships bring to the CSR Activities.

However, the CSR Committee shall ensure the credibility of implementing agency and its ability to execute the project or programme effectively. The disbursement by the Company to the implementing agency should be preferably made upon receipt of proposal along with budget and implementation schedule, and in tranches in order to ensure that the amount does not lie unspent with the implementing agency.

## CSR EXPENDITURE

- As mandated under Section 135 of the Act read with the CSR Rules, expenditure on CSR Activities in any financial year shall be at least 2% of the average net profits of the Company made during the three immediately preceding financial years or such higher amount as may be recommended by the CSR Committee and approved by the Board of Directors of the Company.
- The Board shall ensure that the administrative overheads shall not exceed five percent of total CSR expenditure of the Company for the said financial year.
- Any surplus arising out of the CSR activities shall not form part of the business profit of the Company and shall be ploughed back into the same project or shall be transferred to the Unspent CSR Account and spent in pursuance of the CSR Policy and annual action plan of the Company or transfer such surplus amount to a Fund specified in Schedule VII, within a period of six months of the expiry of the financial year.
- If the Company fails to spend the minimum allocation of CSR the reasons for not spending the amount shall be specified in the Board's Report prepared under Section 134 (3) (o) of the Act and unless the unspent amount relates to any Ongoing

Project, it will be transferred to a Fund specified in Schedule VII, within a period of six months of the expiry of the financial year.

- The Company shall deal with the unspent amount, if any, in the following manner:
  - a) Where the unspent amount is related to an Ongoing Project, such unspent amount shall be transferred to the CSR Unspent Account within a period of 30 days from the end of the financial year and the same shall be spent in the manner as prescribed in section 135(6) of the Act and the CSR Rules; and
  - b) Where the unspent amount is not related to an Ongoing Project, such unspent amount shall be transferred to a Fund specified in Schedule VII, within a period of six months of the expiry of the financial year or such other time period as permissible under the Act.
- The CSR amount may be spent by the Company for creation or acquisition of a capital asset, which shall be held by –
  - a) a Company established under section 8 of the Act or a Registered Public Trust or Registered Society, having charitable objects and CSR Registration Number under sub-rule (2) of Rule 4; or
  - b) beneficiaries of the said CSR project, in the form of self-help groups, collectives, entities; or
  - c) a public authority.
- Where the Company spends an amount in excess of requirement provided under sub-section (5) of section 135, such excess amount may be set off against the requirement to spend under sub-section (5) of section 135 up to immediate succeeding three financial years subject to the conditions that –
  - a) the excess amount available for set off shall not include the surplus arising out of the CSR activities, if any, in pursuance of sub-rule (2) of this rule; and
  - b) the Board of the Company shall pass a resolution to that effect.

### MONITORING, REVIEW AND IMPACT ASSESSMENT

The CSR Committee shall review the progress reports as received from implementing agencies and / or concerned officer / team of the Company, as may be the case. The CSR Committee shall review and inform the Board on the utilisation of the funds disbursed for the purpose and in the manner approved by it. The outcome of impact assessment, if any, and progress reports submitted will be taken into consideration while engaging the

implementation agencies for subsequent CSR projects and programmes and while finalizing the annual action plan for the subsequent year.

The Company should ensure that the implementing agencies, shall keep the Company informed about any information or circumstances that will affect the ability of the agency to carry out the CSR project or programme. Where the CSR amount spent results or resulted in creation or acquisition of capital asset, details with respect to the entity holding such capital asset should be duly informed to the CSR Committee in accordance with the CSR Rules.

Apart from receiving utilisation certificates / progress reports, the representatives of the Company shall carry out site visits / field visits on periodic basis. Further, the Company can engage a third party for monitoring the same and shall carry out impact assessment, either directly or by engaging independent agency, in accordance with the Act and the CSR Rules.

### ANNUAL ACTION PLAN

The CSR Committee shall formulate and recommend to the Board of Directors, an Annual Action Plan in pursuance of this Policy, which shall include focus areas for the year, the list of projects to be undertaken, manner of execution, fund utilisation, monitoring mechanism, etc.

The Board of Directors may approve the Annual Action Plan with such further conditions as it deems fit and may alter Annual Action Plan at any time during the financial year, as per the recommendation of the CSR Committee, based on the reasonable justification to that effect.

### INFORMATION DISEMINATION

The composition of the CSR Committee, CSR Policy and Projects, as approved by the Board should be uploaded on the website of the Company. The Company's engagement in CSR Activities may also be disseminated through the media. An Annual CSR Report will be included in the Board's Report forming part of the Annual Report.

### AMENDMENTS

Amendments from time to time to the CSR Policy, if any, shall be considered by the Board of Directors of the Company, based on the recommendations of the CSR Committee. Any amendments in the Applicable Law, including any clarifications/ circulars of relevant regulator, if mandatory, shall be read with this Policy such that the Policy shall automatically reflect the contemporaneous Applicable Law at the time of its implementation.

## Annexure V to the Board's Report

### CORPORATE GOVERNANCE REPORT

#### Company's Philosophy on Code of Governance

Corporate Governance refers to, but not limited to, a set of laws, regulations and good practices & systems that enables an organisation to perform efficiently and ethically to generate long-term wealth and create value for all its stakeholders. Sound governance practices and responsible corporate behaviour contribute to superior long-term performance of organisations. Corporate Governance requires everyone to raise their level of competency and capability to meet the expectations in managing the enterprise and its resources optimally with prudent ethical standards.

The Company recognises that good corporate governance is a continuous exercise. Adherence to transparency, accountability, fairness and ethical standards are an integral part of the Company's function. The Company's structure, business dealings, administration and disclosure practices are aligned to good corporate governance philosophy. The Company has an adequate system of control in place to ensure that the executive decisions taken should result in optimum growth and development which benefits all the stakeholders. The Company also aims to increase and sustain its corporate values through growth and innovation.

#### Board of Directors

The Company recognizes the importance of a diverse board in its success. The Board is entrusted with the ultimate responsibility of the management, direction and performance of the Company and has been vested with the requisite powers, authorities and duties. Regulation 17(1) of the SEBI (Listing Obligations and Disclosure Requirements) Regulations, 2015 (as amended) (the "Listing Regulations") mandates a Company which does not have a regular non-executive chairperson to have at least half of the Board of Directors to be comprised of Independent Directors. As on 31st March, 2024 the Board comprised of 9 (nine) directors, of which 5 (five) were Independent Directors. The composition of the Board is in conformity with the requirements of Regulation 17(1) of the Listing Regulations.

The composition of the Board of Directors, the number of other committees of which a director is a Member/Chairperson and the attendance of each director at the Board Meetings and the last Annual General Meeting (AGM) of the Company were as follows:

Name of the Directors and Category	No. of membership on Board committees including the Company <sup>^</sup>	No. of chairmanship on Board committees including the Company <sup>^</sup>	No. of Board meetings attended during the year 2023-24	Attendance at last AGM held on 19th August, 2023
Mr. Vivek Saraogi (Chairman and Managing Director) (PE)	1	-	8	Yes
Ms. Avantika Saraogi (PE)	-	-	2 <sup>##</sup>	NA
Mr. D. K. Mittal (ID) <sup>#</sup>	8	5	8	Yes
Dr. Indu Bhushan (ID)	4	1	6 <sup>**</sup>	Yes
Mr. Krishnava Dutt (ID) <sup>#</sup>	3	2	7	Yes
Mr. Praveen Gupta (Whole-time Director) (NPE)	-	-	8	Yes
Mr. Naresh Dayal (NED) <sup>*</sup>	1	-	8	Yes
Ms. Veena Hingarh (ID)	2	1	8	Yes
Ms. Mamta Binani (ID)	4	-	8	Yes

ID- Independent, Non-Executive; PE- Promoter, Executive; NPE- Non-Promoter, Executive; NED- Non-Independent, Non-Executive

The Committee positions are based on the latest disclosures received by the Company.

<sup>^</sup> Only membership/chairmanship of the Audit Committee and Stakeholders' Relationship Committee of Indian public limited companies have been considered.

<sup>#</sup> Ceased to be Independent Directors of the Company upon completion of two consecutive terms of 5 years each w.e.f closure of business hours on 31st March, 2024.

<sup>\*</sup> Mr. Naresh Dayal (who would be turning 75 years of age this year) resigned from the position of Non-Executive Non-Independent Director of the Company, with effect from the closure of business hours on 31st March, 2024.

<sup>##</sup> Attended 2 out of 3 Board Meetings held after her appointment.

<sup>\*\*</sup> Attended all the Board Meetings held after his appointment.

#### Notes:

- Dr. Indu Bhushan has been appointed as an Independent Director w.e.f 17th July, 2023. Further, he was also designated as Lead Independent Director w.e.f 1st April, 2024.
- Ms. Avantika Saraogi, has been appointed as Whole-time Director designated as Executive Director w.e.f 1st January, 2024
- Mr. Chandra Kishore Mishra has been appointed as an Additional Director, under the category of Independent Director w.e.f. 17th May, 2024.

The Independent Directors of the Company have confirmed that they meet the criteria for “independence” and / or “eligibility” as prescribed under the Listing Regulations and Section 149 of the Companies Act, 2013 (as amended) (the “Act”) and in the opinion of the Board, the Independent Directors of the Company fulfill the conditions specified under the Listing Regulations and are independent of the management. None of the directors of the Company are related to each other except Mr. Vivek Saraogi and Ms. Avantika Saraogi. The Company is in compliance with the provisions regarding Board, its composition and committees under the Act and Listing Regulations.

The Board of Directors of the Company at its meeting held on 15th July, 2023 appointed Dr. Indu Bhushan as an Additional Director (in the category of Non-Executive Independent Director) of the Company for a term of 5 consecutive years with effect

from 17th July, 2023 till 16th July, 2028. The said appointment was approved by the Shareholders of the Company at its Annual General Meeting held on 19th August, 2023.

Further, the Board of Directors of the Company at its meeting held on 5th October, 2023 appointed Ms. Avantika Saraogi as Whole-time Director designated as Executive Director of the Company for a term of 3 consecutive years with effect from 1st January, 2024 to 31st December, 2026. The said appointment was subject to approved of the Shareholders of the Company which was obtained by way of postal ballot held on 27th December 2023.

As required under Para C of Schedule V to the Listing Regulations, based on the latest disclosures received by the Company, following are the number of directorships and the names of the listed entities where the directors of the Company are also a director and the category of their directorships therein:

Name of the Directors	No. of Directorships <sup>@</sup>	Directorships and its category in listed entities
Mr. Vivek Saraogi	1	Balrampur Chini Mills Limited (PE)
Ms. Avantika Saraogi	1	Balrampur Chini Mills Limited (PE)
Mr. D. K. Mittal <sup>#</sup>	8	Balrampur Chini Mills Limited (ID)
		Trident Limited (ID)
		Max Ventures and Industries Limited (ID)
		Max Financial Services Limited (ID)
Dr. Indu Bhushan	6	Balrampur Chini Mills Limited (ID)
		United Spirits Limited (ID)
		Colgate-Palmolive (India) Limited (ID)
		Godrej Properties Limited (ID)
Mr. Krishnav Dutt <sup>#</sup>	3	Balrampur Chini Mills Limited (ID)
		TRF Limited (ID)
Mr. Praveen Gupta	1	Balrampur Chini Mills Limited (NPE)
Mr. Naresh Dayal <sup>*</sup>	1	Balrampur Chini Mills Limited (NED)
Ms. Veena Hingarh	2	Balrampur Chini Mills Limited (ID)
Ms. Mamta Binani	9	Balrampur Chini Mills Limited (ID)
		Emami Limited (ID)
		GPT Infraprojects Limited (ID)
		Skipper Limited (ID)
		Emami Paper Mills Limited (ID)
		Ddev Plastiks Industries Limited (ID)

ID- Independent, Non-Executive; PE- Promoter, Executive; NPE- Non-Promoter, Executive; NED- Non-Independent, Non-Executive.

<sup>@</sup>Excludes memberships of the managing committee of various chambers/bodies, directorships in private limited companies, foreign companies, companies registered under section 8 of the Act and alternate directorships.

<sup>#</sup> Ceased to be Independent Directors of the Company upon completion of two consecutive terms of 5 years each w.e.f closure of business hours on 31st March, 2024.

<sup>\*</sup> Mr. Naresh Dayal (who would be turning 75 years of age this year) resigned from the position of Non-Executive Non-Independent Director of the Company, with effect from the closure of business hours on 31st March, 2024.



None of the directors on the Board of the Company is a member of more than 10 committees or Chairperson of more than 5 committees, reckoned in terms of Regulation 26 of the Listing Regulations. The Independent Directors of the Company do not serve in more than the prescribed number of companies as independent directors in terms of the requirements of the Listing Regulations.

The Board has devised proper system to ensure compliance with the provisions of all applicable laws and periodically reviewed the

compliance reports of all laws applicable to the Company and necessary steps were taken to ensure the compliance in letter and spirit.

The Board of Directors of the Company met 8 (Eight) times during the Financial Year 2023-24. At least one meeting of the Board was held in every quarter and the time gap between any two consecutive Board meetings did not exceed 120 days during the Financial Year 2023-24. The details are as follows:

Sl. No.	Date of Board Meetings	Board Strength (No. of Directors)	No. of Directors Present	No. of Independent Directors Present
1.	11-05-2023	7	7	4
2.	15-07-2023	7	7	4
3.	05-08-2023	8	8	5
4.	05-10-2023	8	7	4
5.	07-11-2023	8	8	5
6.	08-02-2024	9	9	5
7.	18-02-2024	9	9	5
8.	29-03-2024	9	8	5

The Directors were provided access to the complete agenda for meetings along with all relevant annexures and other important information on their respective I-Pads/ Tablets/ Laptops through a software platform that allows secured log in and access to data on the device in online and offline modes as well as functionality to make private notes and comments ahead of the meetings and many other advanced features.

### Core Skills / Expertise / Competencies available with the Board of Directors of the Company

In pursuance of Para C (2), Schedule V to the Listing Regulations, the Board of Directors of the Company has identified the following core skills/expertise/competencies that are desirable for the Company to function effectively in the context of the business of the Company:

Technical skills/experience	Industry knowledge/experience
Accounting and Finance	Industry Experience
Information Technology	Industry Knowledge
Statutory Compliance	Understanding of relevant laws, rules, regulation and policy
Risk Management	Economics
Business Planning and Strategy	<b>Behavioural Competencies</b>
Human Resource Management	Interpersonal Relations
Engineering and Technology	Leadership
Corporate Affairs	
Agri Research & Development	

The Board of the Company comprises of qualified members who possess required skills, expertise and competencies (as given below) that allow them to make effective contributions to the Board and its Committees.

Name of the Director	Area of skills/expertise/competencies
Mr. Vivek Saraogi	Industry Experience; Industry Knowledge; Understanding of relevant laws, rules, regulation and policy; Economics; Accounting and Finance; Statutory Compliance; Risk Management; Business Planning and Strategy; Human Resource Management; Engineering and Technology; Corporate Affairs; Agri research & development; Interpersonal relations; Leadership
Ms. Avantika Saraogi	Industry Experience; Industry Knowledge; Information Technology; Risk Management; Business Planning and Strategy; Human Resource Management; Engineering and Technology; Agri research & development; Interpersonal relations; Leadership
Mr. Praveen Gupta	Industry Experience; Industry Knowledge; Understanding of relevant laws, rules, regulation and policy; Business Planning and Strategy; Engineering and Technology; Interpersonal relations; Leadership
Mr. D. K. Mittal	Industry Knowledge; Understanding of relevant laws, rules, regulation and policy; Economics; Information Technology; Statutory Compliance; Risk Management; Business Planning and Strategy; Human Resource Management; Corporate Affairs; Agri research & development; Interpersonal relations; Leadership
Dr. Indu Bhushan	Industry Knowledge; Understanding of relevant laws, rules, regulation and policy; Economics; Accounting and Finance; Information Technology; Risk Management; Business Planning and Strategy; Human Resource Management; Engineering and Technology; Corporate Affairs; Agri research & development; Interpersonal relations; Leadership
Mr. Krishnavia Dutt	Understanding of relevant laws, rules, regulation and policy; Corporate Affairs; Interpersonal relations; Leadership
Mr. Naresh Dayal	Industry Knowledge; Understanding of relevant laws, rules, regulation and policy; Economics; Statutory Compliance; Business Planning and Strategy; Human Resource Management; Corporate Affairs; Agri research & development; Interpersonal relations; Leadership
Ms. Mamta Binani	Understanding of relevant laws, rules, regulation and policy; Economics; Accounting and Finance; Statutory Compliance; Risk Management; Business Planning and Strategy; Corporate Affairs; Interpersonal relations; Leadership
Ms. Veena Hingarh	Industry Experience; Understanding of relevant laws, rules, regulation and policy; Accounting and Finance; Information Technology; Statutory Compliance; Risk Management; Human Resource Management; Corporate Affairs; Interpersonal relations; Leadership

### Board Training and Familiarisation Programme

In terms of Regulation 25 of the Listing Regulations, the Company is required to conduct various programmes for the Independent Directors of the Company to familiarise them with their roles, rights, responsibilities in the Company, nature of the industry in which the Company operates, business model of the Company, etc.

The details of such programmes for familiarisation of the Independent Directors are put on the website of the Company at the following web-link: [https://chini.com/wp-content/uploads/2024/04/BCML\\_Familiarisation\\_Programme\\_2324.pdf](https://chini.com/wp-content/uploads/2024/04/BCML_Familiarisation_Programme_2324.pdf)

### Independent Directors' Separate Meeting

Schedule IV to the Act and the Listing Regulations mandates the Independent Directors of the Company to hold at least one meeting in every financial year, without the attendance of non-independent directors and members of the management. During the year ended 31st March, 2024, the Independent Directors met on 8th May, 2023, inter alia, to review performance of Non-Independent Directors & the Board as a whole, to review performance of the Chairman of the Company and to assess the quality, quantity and timeliness of flow of information between the management of the Company and the Board.

## Lead Independent Director

Although not mandatory, the Board had appointed Mr. D. K. Mittal, Independent Director and Chairperson of Audit Committee, Nomination and Remuneration Committee and Risk Management Committee as the Lead Independent Director. The tenure of Mr. D. K. Mittal has been completed with effect from the closure of the business hours on March 31, 2024. Consequently, the Board at its meeting held on 29th March, 2024 has appointed Dr. Indu Bhushan, Independent Director as the Lead Independent Director w.e.f. 1st April, 2024. The Lead Independent Director provides leadership to the Independent Directors and liaisons between the Independent Directors and the Management / Board / Shareholders.

## Code of Conduct

Regulation 17(5) of the Listing Regulations requires every listed company to have a Code of Conduct for its directors and senior management. Further, Schedule IV of the Act requires the appointment of Independent Director to be formalized through a letter of appointment, which shall set out the Code for Business Ethics that the Company expects its directors and employees to follow. The said Schedule also requires the Independent Directors to report concerns about unethical behaviour, actual or suspected fraud or violation of the Company's Code of Conduct or Ethics Policy.

In terms of the above, there exists a comprehensive Code of Conduct for all Directors, Senior Management Personnel and all other employees of the Company and the same is available on the website of the Company at the following web-link: <https://chini.com/sustainability/governance/policies/>

All Directors and Senior Management Personnel have affirmed compliance with the Code for the Financial Year 2023-24. A declaration to this effect signed by the Chairman and Managing Director is annexed to this Report.

## Board Committees

The Board has constituted various committees consisting of Executive and Non-Executive Directors of the Company to meet various mandatory requirements of the Act and the Listing Regulations as well as to perform other critical functions. Currently, the Board has 7 (seven) committees, viz., Audit Committee, Corporate Social Responsibility Committee, Nomination and Remuneration Committee, Stakeholders' Relationship Committee, Risk Management Committee, Environmental, Social & Governance (ESG) Committee and Executive Committee. The compositions of the said committees have also been disclosed

on the website of the Company. The Company Secretary acts as the Secretary to all the Committees of the Board.

## Audit Committee

The Board of Directors of the Company has constituted a qualified and independent Audit Committee that acts as a link between the management, the Statutory Auditors, Internal Auditors and the Board.

## Terms of Reference

The terms of reference of the Audit Committee are in conformity with the requirements of Regulation 18 of the Listing Regulations and Section 177 of the Act. Terms of reference of the Audit Committee, inter alia, includes:

- Overseeing the financial reporting process, review of financial statements;
- Ensuring compliance with the regulatory guidelines;
- Review of internal audit reports;
- Review of internal financial control audit reports;
- Recommending appointment and remuneration of auditors to the Board of Directors and to review adequacy of internal control systems and internal audit function; and
- Other matters specified for Audit Committee under the Listing Regulations and the Act.

The Audit Committee also reviews information as per the requirements of Part C of Schedule II to the Listing Regulations.

## Composition, Meetings and Attendance

The composition of the Audit Committee is in accordance with the provisions of the Act and Regulation 18 of the Listing Regulations.

As on March 31, 2024 the Audit Committee comprised of 4 (four) directors consisting of 3 (three) Independent Directors and 1 (one) Non-Executive Director. All the members of the Audit Committee are financially literate and half of them have accounting or related financial management expertise. Mr. D.K. Mittal acted as the Chairperson of the Committee during the financial year 2023-24. The Chairperson of the Committee is an Independent (Non-Executive) Director, nominated by the Board. The Committee meetings were attended by the Statutory Auditors, the Chairman and Managing Director and the Chief Financial Officer of the Company as invitees. The Internal Auditors presented quarterly Internal Audit Reports to the Audit Committee and provided valuable guidance from their expertise in best practices in Internal Audit. The minutes of the Audit Committee meetings

were circulated to the Board, discussed and taken note of. All recommendations made by the Audit Committee during the year were accepted by the Board.

At least one meeting of the Audit Committee was held in every quarter and the time gap between any two consecutive meetings of the Audit Committee did not exceed 120 days during the year 2023-24. During the year ended 31st March, 2024, 6 (Six) Audit Committee meetings were held on 11th May, 2023, 15th July, 2023, 5th August, 2023, 5th October, 2023, 7th November, 2023 and 8th February, 2024.

Further, the Board at its meeting held on 29th March, 2024 reconstituted the Committee w.e.f 1st April, 2024 due to cessation of Mr. D.K. Mittal and Mr. Krishnava Dutt upon completion of two consecutive terms of 5 years each w.e.f closure of business hours on March 31, 2024 and resignation of Mr. Naresh Dayal (who would be turning 75 years of age this year) from the position of Non-Executive Non-Independent Director of the Company, with effect from the closure of business hours on 31st March, 2024.

The details of composition, meetings and attendance of the members of the Audit Committee during the FY 2023-24 are as follows:

Sl. No.	Name of the Directors	Category	Position	No. of meetings attended
1.	Mr. D. K. Mittal <sup>#</sup>	Independent Director	Chairperson	6
2.	Mr. Krishnava Dutt <sup>#</sup>	Independent Director	Member	5
3.	Mr. Naresh Dayal <sup>#</sup>	Non-Executive Non - Independent Director	Member	6
4.	Ms. Mamta Binani	Independent Director	Member	6

<sup>#</sup> Ceased to be the members of the Committee w.e.f closure of business hours on 31st March, 2024.

**Notes:**

1. Dr. Indu Bhushan, Lead Independent Director has been appointed as the Chairperson of the Committee and Ms. Veena Hingarh, Independent Director has been appointed as a member of the committee w.e.f 1st April, 2024.
2. Further, Mr. Chandra Kishore Mishra, Independent Director has been appointed as a member of the committee w.e.f 17th May, 2024.

Mr. D. K. Mittal, the Chairperson of the Audit Committee was present at the last Annual General Meeting of the Company to answer the queries related to accounts to the satisfaction of the shareholders.

## Nomination and Remuneration Committee

### Terms of Reference

The terms of reference of the Nomination and Remuneration Committee cover all the areas mentioned under Regulation 19 of the Listing Regulations and Section 178 of the Act. The broad terms of reference of the Committee includes:

- a) To formulate the criteria for determining qualifications, positive attributes and independence of a Director;
- b) To recommend to the Board a policy relating to the remuneration for the directors, key managerial personnel, and other employees of the Company;
- c) To identify persons who are qualified to become directors and who may be appointed in senior management;
- d) To recommend the remuneration payable to Senior Management;
- e) To extend or continue the term of appointment of the Independent Director, on the basis of the report of performance evaluation.

- f) To formulate criteria for evaluation of performance of the Independent Directors, the Board & its Committees thereof.

### Composition, Meetings and Attendance

As on 31st March, 2024, the Nomination and Remuneration Committee comprised of 3 (three) Non-Executive Directors, two of whom are Independent Directors.

During the year ended 31st March, 2024, 7 (seven) Nomination and Remuneration Committee meetings were held on 8th May, 2023, 15th May, 2023, 15th July, 2023, 5th October, 2023, 7th November, 2023, 8th February, 2024 and 29th March, 2024.

Further, the Board at its meeting held on 29th March, 2024 reconstituted the Committee w.e.f 1st April, 2024 due to cessation of Mr. D.K. Mittal upon completion of two consecutive terms of 5 years each w.e.f closure of business hours on March 31, 2024 and resignation of Mr. Naresh Dayal (who would be turning 75 years of age this year) from the position of Non-Executive Non-Independent Director of the Company, with effect from the closure of business hours on 31st March, 2024.

The details of the composition, meetings and attendance of the members of the Nomination and Remuneration Committee during the FY 2023-24 are as follows:



Sl. No.	Name of the Directors	Category	Position	No. of meetings attended
1.	Mr. D. K. Mittal <sup>#</sup>	Independent Director	Chairperson	7
2.	Mr. Naresh Dayal <sup>#</sup>	Non-Executive Non-Independent Director	Member	7
3.	Ms. Veena Hingarh <sup>*</sup>	Independent Director	Member	7

<sup>#</sup> Ceased to be the members of the Committee w.e.f closure of business hours on 31st March, 2024.

<sup>\*</sup> Appointed as the Chairperson of the Committee, w.e.f 1st April, 2024.

**Note:**

1. Dr. Indu Bhushan, Lead Independent Director and Ms. Mamta Binani, Independent Director have been appointed as the members of the committee w.e.f 1st April, 2024.

Mr. D. K. Mittal, the Chairperson of the Nomination and Remuneration Committee was present at the last Annual General Meeting of the Company to answer the queries of the shareholders.

### Remuneration Policy

The Policy on Selection & Remuneration of Directors, Key Managerial Personnel and other employees and on Board Diversity as recommended by the Nomination and Remuneration Committee and approved by the Board of Directors is annexed to the Board's Report and is also available on the Company's

website at the following web-link: <https://chini.com/wp-content/uploads/2023/02/Policy-on-Selection-Remuneration-of-Directors-KMP-and-Other-Employees-T....pdf>

The Non-Executive Directors do not have any pecuniary relationship/transaction with the Company in their personal capacity other than Commission (not exceeding the limits prescribed under the Companies Act, 2013) and Sitting Fees and reimbursement of expenses for attending meetings of the Board and Committees thereof. During the year, the sitting fees payable to the Directors was as hereunder:

Meeting	Sitting Fees (in ₹)
Board Meeting	60,000
Audit Committee Meeting	50,000
Nomination and Remuneration Committee Meeting	30,000
Risk Management Committee Meeting	30,000
Environmental, Social and Governance (ESG) Committee Meeting	30,000
Corporate Social Responsibility (CSR) Committee Meeting	30,000
Independent Directors Separate Meeting	30,000
Stakeholders' Relationship Committee Meeting	25,000
Executive Committee Meeting	25,000

The aggregate annual commission payable to the Non-Executive Directors is upto one percent of the net profit of the Company or ₹125 Lakhs (effective from 1st April, 2019), plus applicable taxes, whichever is lower, in such proportion and manner as fixed by the Board of Directors. The Annual performance linked Incentive payable to the Chairman and Managing Director is at the range of 0.75% to 1.25% of the Net Profit of the Company for each Financial Year as may be decided by the Nomination and Remuneration Committee and the Board, which shall not exceed 150% of the basic pay for the financial year.

Details of remuneration paid / payable to the Directors for the year ended 31st March, 2024 and their shareholding as on that date are as under:

Name of the Directors	Salary (₹ in Lakhs)	Perquisites / Benefits (₹ in Lakhs)	Bonus (₹ in Lakhs)	Annual performance linked Incentive (₹ in Lakhs)	Commission (₹ in Lakhs)	Sitting Fees (₹ in Lakhs)	Total (₹ in Lakhs)	Service Contract/ Notice period/ Severance Fees	Shareholding (Equity) (No.)
Mr. Vivek Saraogi	396.00	49.10	-	438.00	-	-	883.10	Re-appointed upto 31.03.2027. No notice period and no severance fees.	6,21,09,536
Ms. Avantika Saraogi	12.41	0.79	-	-	-	-	13.20	Appointed for a period of 3 years with effect from 1st January, 2024. Liable to retire by rotation.	31,87,007
Mr. Praveen Gupta	75.10	5.26	-	15.81	-	-	96.17	Appointed for a period of 3 years with effect from 1st July, 2022. Liable to retire by rotation.	Nil
Ms. Veena Hingarh	-	-	-	-	16.93	9.50	26.43	Appointed as an Independent Director from 31.08.2019 to 30.08.2024	Nil
Ms. Mamta Binani	-	-	-	-	16.93	13.10	30.03	Appointed as an Independent Director from 05.11.2020 to 04.11.2025	Nil
Dr. Indu Bhushan	-	-	-	-	11.35	3.60	14.95	Appointed as an Independent Director from 17.07.2023 to 16.07.2028	Nil
Mr. D. K. Mittal#	-	-	-	-	32.53	11.10	43.63	Ceased to be Independent Director from closure of business hours, dated 31st March, 2024	3,400
Mr. Krishnava Dutt#	-	-	-	-	20.53	8.10	28.63	Ceased to be Independent Director from closure of business hours, dated 31st March, 2024	Nil
Mr. Naresh Dayal*	-	-	-	-	21.73	11.40	33.13	Ceased to be Non-Executive Non-Independent Director from closure of business hours, dated 31st March, 2024	Nil

# Ceased to be Independent Directors from closure of business hours, dated 31st March, 2024.

\* Mr. Naresh Dayal (who would be turning 75 years of age this year) resigned from the position of Non-Executive Non-Independent Director of the Company, with effect from the closure of business hours on 31st March, 2024.

**Note –**

- The Company's contributions to provident fund have been shown under head "Perquisites/ Benefits (₹)" in the above Table.
- Sitting Fees and Commission are net of GST.
- None of the Directors hold any convertible instruments of the Company. Mr. Praveen Gupta was granted 117284 ESARs pursuant to ESAR 2023. The above remuneration does not include impact arising on its accounting of ESAR which are determined for the Company as a whole.
- The above remuneration does not include provisions for gratuity and compensated absences (leave encashment), which are determined for the Company as a whole.
- Other terms and conditions of appointment of the Independent Directors have been disclosed on the website of the Company at the following web-link: <https://chini.com/sustainability/governance/policies/>
- The performance linked incentive is based upon the actual performance parameters of individual directors as decided by the NRC from time to time.

## Succession Planning

The Board on the recommendation of the Nomination and Remuneration Committee has formulated a Policy on Succession Plan for the Board and Senior Management and the same is discussed periodically in Nomination and Remuneration Committee meeting.

## Performance Evaluation and Criteria

Pursuant to the Section 178 of the Act and the Listing Regulations, the Nomination and Remuneration Committee has specified the manner and the criteria for performance evaluation of the Board, its Committees and Individual Directors (including Independent Director). The indicative criteria on which evaluation was carried out was broadly based on the Guidance Note on Board Evaluation issued by SEBI and includes, Degree of fulfilment of key responsibilities, Board structure and composition, Effectiveness of Board processes, information and functioning, Attendance (captured from records of meetings), Contribution, Guidance/ support to management / Committee meetings, Quality of relationship of the committee with the Board and the management, Sustainability, Board culture and dynamics etc.

The Nomination and Remuneration Committee also reviewed the implementation of the criteria specified for performance evaluation and formulated its feedback for supporting the Board in carrying out such evaluation of the performance.

The performance evaluation of the Board, its Chairman and the Non-Independent Directors were carried out by the Independent Directors in a separate meeting of Independent Directors wherein it was appreciated that the suggestions given by the Independent Directors in Board and Committee meetings were sincerely undertaken and well reported in Action Taken Report of subsequent meetings. Suggestion was also given that apart from the board meetings, Independent Directors can be frequently briefed through various communication channels.

Further, at the Board meeting that followed the meeting of the Independent Directors and meeting of Nomination and Remuneration Committee, the performance evaluation of the Board, its Committees, and individual Directors was discussed. The performance evaluation of the Independent Directors was also carried out by the entire Board (excluding the director being evaluated). The overall performance evaluation exercise was completed to the satisfaction of the Board.

## Risk Management Framework & Policy

In compliance with Regulation 21 of the Listing Regulations, the Board of Directors of the Company has a Risk Management Committee (RMC) to review, in particular, the Risk Management

Policy of the Company, the effectiveness and adequacy of the Risk Management Systems of the Company, including cyber security, etc. Further, the Risk Management Policy has been amended during the year, wherein the risk register and risk heat map has been majorly amended and two new risks, namely Asset health Risk and Human Resource Risk have been added.

### Terms of Reference

The terms of reference of Risk Management Committee are in conformity with the requirements of Regulation 21 of the Listing Regulations. Pursuant to the changes in Regulation 21 and Schedule II to the Listing Regulations, Board of Directors of the Company at its meeting held on 1st June, 2021 has revised the terms of reference of RMC which, inter alia, includes:

- a) Formulation of a detailed risk management policy which shall include:
  - i. Framework for identification of internal and external risks specifically faced by the listed entity, in particular including financial, operational, sectoral, sustainability (particularly, ESG related risks), information, cyber security risks or any other risk as may be determined by the Committee;
  - ii. Measures for risk mitigation including systems and processes for internal control of identified risks;
  - iii. Business continuity plan
- b) Ensuring that appropriate methodology, processes and systems are in place to monitor and evaluate risks associated with the business of the Company;
- c) Periodic review of Risk Management Policy;
- d) Keeping the board of directors informed about the nature and content of its discussions, recommendations and actions to be taken.

### Composition, Meetings and Attendance

As on 31st March, 2024, RMC comprised of 4 (four) directors, all of whom are Non-Executive Independent Directors except Mr. Naresh Dayal, who is a Non-Executive Non-Independent Director. During the year ended 31st March, 2024, 2 (two) RMC meetings were held on 8th May, 2023 and 4th November, 2023.

Further, the Board at its meeting held on 29th March, 2024 reconstituted the Committee w.e.f 1st April, 2024 due to cessation of Mr. D.K. Mittal and Mr. Krishnavi Dutt upon completion of two consecutive terms of 5 years each w.e.f closure of business hours on March 31, 2024 and resignation of Mr. Naresh Dayal (who would be turning 75 years of age this year) from the position of

Non-Executive Non-Independent Director of the Company, with effect from the closure of business hours on 31st March, 2024.

The composition and attendance of the members of the RMC are as follows:

Sl. No.	Name of the Directors	Category	Position	No. of meetings attended
1.	Mr. D. K. Mittal#	Independent Director	Chairman	2
2.	Mr. Krishnava Dutt#	Independent Director	Member	2
3.	Mr. Naresh Dayal#	Non-Executive Non-Independent Director	Member	2
4.	Ms. Veena Hingarh	Independent Director	Member	2

# Ceased to be the members of the Committee w.e.f closure of business hours on 31st March, 2024.

**Notes:**

1. Dr. Indu Bhushan, Lead Independent Director has been appointed as the Member and Chairperson of the Committee w.e.f 1st April, 2024.
2. Further, Mr. Vivek Saraogi, Chairman and Managing Director, Ms. Avantika Saraogi, Executive Director, Mr. Praveen Gupta, Whole-time Director and Ms. Mamta Binani, Independent Director have also been appointed as the Members of the Committee w.e.f 1st April, 2024.

**Executive Committee**

The Executive Committee, constituted by the Board of Directors of the Company met 21 (Twenty One) times at meetings which were held on 6th April 2023, 17th April 2023, 15th May 2023, 7th June 2023, 28th June 2023, 12th July 2023, 29th August 2023, 20th September 2023, 7th October 2023, 17th October 2023, 4th November 2023, 5th December 2023, 19th December 2023, 3rd January 2024, 10th January 2024, 25th January 2024, 2nd February 2024, 22nd February 2024, 5th March 2024, 15th March 2024, 30th March 2024 during the Financial Year 2023-24.

The terms of reference of the said Committee, inter alia, includes the following:

- a) To approve and / or authorise opening of bank accounts, cash credit, current, dividend payment or otherwise and to give instructions relating to such banking accounts.
- b) To approve and / or authorise opening of Demat Accounts, Trading Accounts and to give instructions relating to such accounts.

- c) To borrow money/monies, from time to time, for the purpose of the Company, from banks / Financial Institutions.
- d) To authorise affixation of the Company's Common Seal.
- e) To confer signing powers and authorities on such officers and employees of the Company as deemed fit for various operational and statutory matters.
- f) To perform such other function as may be delegated by the Board of Directors from time to time.
- g) To deal with the various aspects of interest of shareholders of the Company.

During the financial year, there was no change in the composition of Executive Committee. The Committee does not has a fixed Chairperson. However, it is chaired by the Independent Director, as she is mostly present at the meeting.

The details of the composition and attendance of the members of the Executive Committee are as follows:

Sl. No.	Name of the Directors	Category	Position	No. of meetings attended
1.	Ms. Mamta Binani	Independent Director	Member	20
2.	Mr. Vivek Saraogi	Promoter, Executive	Member	20
3.	Mr. Praveen Gupta	Non-Promoter, Executive	Member	11

**Corporate Social Responsibility (CSR) Committee**

The Corporate Social Responsibility (CSR) Committee formulates, monitors and recommends to the Board, the CSR policy indicating the activities to be undertaken by the Company within the ambit of Schedule VII of the Act. The Committee has the overall responsibility for identifying the areas of CSR activities, ascertaining and recommending the amount of expenditure to be incurred on the identified CSR activities and overseeing implementation of the CSR programs of the Company. The Committee also recommends to the Board an annual action plan for implementation of its CSR programs and monitors the same periodically. During the year ended 31st March, 2024, 3 (three) CSR Committee meetings were held on 8th May, 2023, 8th

February, 2024 and 29th March, 2024.

Further, the Board at its meeting held on 29th March, 2024 reconstituted the Committee w.e.f 1st April, 2024 due to resignation of Mr. Naresh Dayal (who would be turning 75 years of age this year) from the position of Non-Executive Non-Independent Director of the Company, with effect from the closure of business hours on 31st March, 2024.

The terms of reference of CSR Committee are in conformity with the requirements of the Act which, inter alia, includes:

- a) To formulate and recommend to the Board, a Corporate Social Responsibility Policy which shall indicate the activities



to be undertaken by the Company in areas or subject specified in Schedule VII of the Act

- b) To recommend the amount of expenditure to be incurred on the activities as mentioned above and

- c) To monitor the Corporate Social Responsibility Policy of the Company from time to time

The composition and attendance of the members of the CSR Committee during the FY 23-24 are as follows:

Sl. No.	Name of the Directors	Category	Position	No. of meetings attended
1.	Mr. Naresh Dayal <sup>#</sup>	Non-Independent, Non-Executive	Chairperson	3
2.	Mr. Vivek Saraogi	Promoter, Executive	Member	3
3.	Ms. Veena Hingarh <sup>*</sup>	Independent, Non-Executive	Member	3

<sup>#</sup> Ceased to be the member of the Committee w.e.f closure of business hours on 31st March, 2024.

<sup>\*</sup> Appointed as the Chairperson of the Committee w.e.f 1st April, 2024.

**Note:**

1. Dr. Indu Bhushan, Lead Independent Director, Mr. Praveen Gupta, Whole-time Director and Ms. Avantika Saraogi, Executive Director have been appointed as the members of the Committee w.e.f 1st April, 2024.

### Stakeholders Relationship Committee

The Company has constituted Stakeholders' Relationship Committee in pursuance of Section 178 of the Act and Regulation 20 of the Listing Regulations.

#### Terms of Reference

The terms of reference of Stakeholders' Relationship Committee (SRC) are in conformity with the requirements of Section 178 of the Act and Regulation 20 read with Para B, Part of D of Schedule II to the Listing Regulations which, inter alia, includes:

- a) Resolving the grievances of the security holders of the listed entity including complaints related to transfer/ transmission of shares, non-receipt of annual report, non-receipt of declared dividends, issue of new/duplicate certificates, general meetings etc.
- b) Review of measures taken for effective exercise of voting rights by shareholders
- c) Review of adherence to the service standards adopted by the

Company in respect of various services being rendered by RTA

- d) Reviewing of the various measures and initiatives taken by the listed entity for reducing the quantum of unclaimed dividends and ensuring timely receipt of dividend warrants/ annual reports/statutory notices by the shareholders of the Company.

#### Composition, Meetings and Attendance

The Committee comprises of three members, two Independent Directors and one Promoter, Executive Director. During the year ended 31st March, 2024, 2 (Two) SRC meeting was held on 7th November, 2023 and 29th March, 2024.

Further, the Board at its meeting held on 29th March, 2024 reconstituted the Committee w.e.f 1st April, 2024 due to cessation of Mr. Krishnava Dutt upon completion of two consecutive terms of 5 years each w.e.f closure of business hours on March 31, 2024.

The composition and attendance of the members of the SRC during FY 23-24 are as follows:

Sl. No.	Name of the Directors	Category	Position	No. of meetings attended
1.	Mr. Krishnava Dutt <sup>#</sup>	Independent, Non-Executive	Chairperson	2
2.	Mr. Vivek Saraogi	Promoter, Executive	Member	2
3.	Ms. Veena Hingarh	Independent, Non-Executive	Member	2

<sup>#</sup> Ceased to be the member of the Committee w.e.f closure of business hours on 31st March, 2024.

**Note:**

1. Ms. Mamta Binani, Independent Director has been appointed as the Chairperson of the Committee and Ms. Avantika Saraogi, Executive Director has been appointed as a member of the Committee w.e.f 1st April, 2024.

### Environmental, Social and Governance Committee

In view of the emerging importance of Environmental, Social, and Governance (ESG), the Board of Directors of the Company at its meeting held on 30th June, 2022 constituted an Environmental, Social and Governance (ESG) Committee ("the Committee") of the Company with effect from 1st July, 2022.

#### Terms of Reference

The terms of reference of ESG Committee inter alia, includes:

- a) Oversee the development of the ESG strategy;
- b) Identify the relevant ESG matters that do or are likely to affect the operation of the Company and/or its strategy;

- c) Work in conjunction with the Risk Committee to oversee the identification and mitigation of risks relating to ESG, as well as the identification of opportunities related to ESG matters;
- d) Oversee the establishment of ESG policies and codes of practice and their effective implementation, and monitor and review their ongoing relevance, effectiveness, and further development;
- e) Oversee the Company's engagement with its broader stakeholder community;
- f) Review the Business Responsibility and Sustainability Report (BRSR) mandated by SEBI and any other statutory requirements for Sustainability reporting; and
- g) Have the authority to obtain advice and assistance from

internal or external experts, advisors.

#### Composition, Meetings and Attendance

The Committee comprises of four members, two Independent Directors and two Executive Directors. During the year ended 31st March, 2024, 1 (one) ESG Committee meeting was held on 8th February, 2024.

Further, the Board at its meeting held on 29th March, 2024 reconstituted the Committee w.e.f 1st April, 2024 due to cessation of Mr. D.K. Mittal upon completion of two consecutive terms of 5 years each w.e.f closure of business hours on March 31, 2024.

The composition and attendance of the members of the ESG Committee during FY 23-24 are as follows:

Sl. No.	Name of the Directors	Category	Position	No. of meetings attended
1.	Mr. Vivek Saraogi	Promoter, Executive	Chairperson	1
2.	Mr. D. K. Mittal#	Independent, Non-Executive	Member	1
3.	Ms. Veena Hingarh	Independent, Non-Executive	Member	1
4.	Mr. Praveen Gupta	Non-Promoter, Executive	Member	1

# Ceased to be the member of the Committee w.e.f closure of business hours on 31st March, 2024.

#### Notes:

1. Dr. Indu Bhushan, Lead Independent Director and Ms. Avantika Saraogi, Executive Director has been appointed as members of the Committee w.e.f 1st April, 2024.
2. Mr. Chandra Kishore Mishra, Independent Director has been appointed as a member of the Committee w.e.f 17th May, 2024.

### Compliance Officer

The Board has designated Mr. Manoj Agarwal, Company Secretary as the Compliance Officer.

### Particulars of senior management including the changes therein:

Sl. No.	Name	Designation
1.	Mr. Pramod Patwari	Chief Financial Officer
2.	Mr. Rohit Bothra	President (Taxation & Strategy)
3.	Mr. Stefan Barot	President Chemical Division
4.	Mr. Vinay Khanna	Vice President- Business Planning & Operations
5.	Mr. Manish Purohit	Vice President- Cane Operations
6.	Mr. Bhattaru Srinivas Acharyulu	Chief Procurement Officer
7.	Mr. P Sandeep	Sr. General Manager - HR
8.	Mr. Manoj Agarwal	Company Secretary & Head CSR
9.	Mr. Krishna Kumar Bajpai	Chief General Manager- Akbarpur
10.	Mr. Ajay Kumar Dubey	Executive President- Babhnan
11.	Mr. Nishkam Gupta	Chief General Manager-Balrampur
12.	Mr. Yogesh Kumar Singh	Chief General Manager- Gularia
13.	Mr. Binod Kumar Yadav	Chief General Manager- Haidergarh
14.	Mr. Sunil Kumar Yadav	Chief General Manager- Kumbhi
15.	Mr. Sandeep Agarwal	Senior General Manager- Maizapur
16.	Mr. Sudhir Kumar	Senior General Manager-Tulsipur
17.	Mr. Neeraj Bansal	Chief General Manager- Mankapur
18.	Mr. Sudhir Kumar	Chief General Manager- Rauzagaon

## Details of Shareholders' Complaints

A total of 39 (Thirty-Nine) complaints were received and replied to the satisfaction of the shareholders during the year ended 31st March, 2024. There were no outstanding complaints as on 31st March, 2024.

### Nature of Complaints:

Description	Received and resolved during the Year
Non-receipt of securities	2
Non receipt of dividend	32
SEBI / Stock Exchange Complaints	5
<b>Total</b>	<b>39</b>

### Dispute Resolution Mechanism

SEBI has vide its Circular No. SEBI/HO/MIRSD/MIRSD\_RTAMB/P/ CIR/2022/76 dated May 30, 2022, issued a Standard Operating Procedure ("SOP") for dispute resolution under the Stock Exchange Arbitration Mechanism for disputes between a listed company and/or registrars to an issue and share transfer agents and its shareholder(s)/investor(s). The Company has complied with the

same and it is accessible on the website of the Company at the weblink: <https://chini.com/investors/investors-referencer/>

**SCORES:** A centralized web-based complaints redressal system 'SCORES' which serves as a centralised database of all complaints received, enables uploading of Action Taken Reports by the concerned companies and online viewing by the investors of actions taken on complaints and its current status.

**Online Dispute Resolution Portal ('ODR Portal'):** A mechanism to streamline and strengthen the existing dispute resolution in the Indian Securities Market, SEBI vide Master Circular No. SEBI/HO/OIAE/OIAE\_IAD-3/P/CIR/2023/195 dated July 31, 2023 (updated as on December 20, 2023), introduced the ODR Portal. This mechanism which enhanced the degree of regulatory supervision by SEBI over disputes between aggrieved parties and the ODR order is binding on both the parties to the dispute. Pursuant to above-mentioned circulars, the aggrieved party can initiate the mechanism through the ODR portal, after exercising the primary options to resolve the issue directly with the Company and through the SCORES platform.

Also there are no pending complaints on the SCORES & ODR platform.

## General Body Meetings

Details of the last three Annual General Meetings are given below:

Accounting Year	Day & Date	Venue	Time	Special Resolution passed
2020-21	Monday, 13.09.2021	Video Conferencing	4.00 P.M.	None
2021-22	Saturday, 27.08.2022	Video Conferencing	3:30 P.M.	1. Appointment of Mr. Praveen Gupta (DIN: 09651564) as the Whole-time Director of the Company for a term of three (3) years with effect from 1st July, 2022 to 30th June, 2025.
2022-23	Saturday, 19.08.2023	Video Conferencing	3:30 P.M.	1. Appointment of Dr. Indu Bhushan (DIN: 09302960) as an Independent Director of the Company for a period of five (5) consecutive years with effect from 17th July, 2023 upto 16th July, 2028. 2. Revision of Remuneration of Mr. Praveen Gupta (DIN: 09651564) Whole-time Director of the Company.

## Details of Special Resolution passed through Postal Ballot

During the financial year ended 31st March, 2024, the following special resolution was passed through postal ballot:-

### Approval of "BCML Employees Stock Appreciation Rights Plan 2023" ("ESAR 2023"/ "Plan").

The Board of Directors of the Company at its meeting held on 21st March, 2023 had appointed CS Mohan Ram Goenka (Membership No.: FCS 4515, CP No.: 2551) of M/s. MR & Associates, Company Secretaries, as the scrutinizer (the "Scrutinizer") for conducting Postal Ballot (by remote e-voting) process in a fair and transparent manner.

The Scrutinizer submitted his report on postal ballot by remote e-voting process to Mr. Manoj Agarwal, Company Secretary &

Compliance Officer (as per the authorization of the Company) on 24th April, 2023. The details of voting of the Special Resolution as set out in Postal Ballot Notice dated 21st March, 2023 is as under:

### Approval of "BCML Employees Stock Appreciation Rights Plan 2023" ("ESAR 2023"/ "Plan")

Particulars	Number of Votes
Votes in favour of the Resolution	14,47,40,583
Votes against the Resolution	36,438

On the basis of the Reports of the Scrutinizer, Mr. Manoj Agarwal, Company Secretary & Compliance Officer of the Company, declared the results of the Postal Ballot.

The Special Resolution as Item no. 1 as set out in Postal Ballot Notice dated 21st March 2023 was duly approved by the

Members with a majority 99.97% on Sunday, 23rd April, 2023 (i.e. last date for remote e-voting).

### Procedure of Postal Ballot

The postal ballot was carried out as per the provisions of Sections 108 and 110 and other applicable provisions of the Act, read with the Rules framed thereunder and applicable circulars issued by the Ministry of Corporate Affairs from time to time.

### Means of Communication

**Financial Results:** The Company's quarterly / half-yearly / annual financial results are sent to the Stock Exchanges. The full format of the results were filed with the Stock Exchanges on NSE Electronic Application Processing System (NEAPS) and BSE Corporate Compliance & Listing Centre (the Listing Centre) and were available on the Stock Exchange websites- [www.nseindia.com](http://www.nseindia.com) and [www.bseindia.com](http://www.bseindia.com). The extracts of the said financial results were published in the leading English and Bengali newspapers such as Business Standard (All editions) and Arthik Lipi. They are also available on the website of the Company at [www.chini.com](http://www.chini.com) and were also emailed to the shareholders.

**News Releases, Presentations:** The official news releases, official media releases and presentations made to Institutional Investors and Analysts are sent to Stock Exchanges and are also available on the website of the Company.

**Presentations to institutional investors / analysts:** Detailed presentations are made to institutional investors and financial analysts on the Company's quarterly, half-yearly as well as annual financial results and are sent to the Stock Exchanges. These presentations, video recordings and transcript of the meetings are available on the website of the Company. No unpublished price sensitive information is discussed in the meetings with institutional investors and financial analysts.

**Annual Report:** The Annual Report containing, inter alia, Audited Standalone Financial Statements, Audited Consolidated Financial Statements, Board's Report, Auditors' Report on Audited Standalone Financial Statements and Audited Consolidated Financial Statements and other important information is circulated to the members and others entitled thereto. The Management Discussion and Analysis Report forms part of the Annual Report. The Annual Report is also available on the website of the Company.

**Electronic Communication:** During FY24 the Company sent various communications including quarterly individual communication regarding its performance apart from electronic copies of the Annual Report and Notices of the Annual General Meeting / Postal Ballot, etc., by email to those shareholders whose email addresses were registered with the Company/ Depositories. In support of the 'Green Initiative' the Company encourages Members to register their email address with their Depository Participant or the Company, to receive soft copies of

the Annual Report, Notices and other information disseminated by the Company, without any delay.

**Website:** The Website of the Company ([www.chini.com](http://www.chini.com)) provides ease of access to the required information to all the stakeholders. The website carries a comprehensive database of information of interest to the investors including the financial results of the Company, dividend declared, unclaimed dividend list, shareholding pattern, any price sensitive information disclosed to the regulatory authorities from time to time, credit rating, investor presentations and business activities of the Company. The Company has launched its re-designed website in the year 2021 and has been upgrading it since then. Besides, content placement and communication of key updates, the announcements have been strategically structured and placed on the website for the ease of navigability of the viewers. Further for ease of investors, real time price of the Company's share in both BSE and NSE is also displayed in the website. The website also has a Sustainability Tab dedicated for Environment, Social and Governance (ESG) pillars which investors needs to be updated upon. An ESG profile of the Company with various sub-factors have also been made available for download directly from the website.

**NSE Electronic Application Processing System (NEAPS):** NEAPS is a web-based application designed by NSE for corporates. All periodical and other compliance filings were filed electronically on NEAPS / New Digital Portal.

**BSE Listing Centre (Listing Centre):** Listing Centre is a web-based application designed by BSE for corporates. All periodical and other compliance filings are filed electronically on the Listing Centre.

#### Reminders to Investors:

Reminders are regularly sent to the Shareholders of the Company for:

1. Registering their PAN, KYC & Nomination details;
2. Claiming the unclaimed dividends and/or shares;
3. Completing the demat formalities so as to avoid transfer of shares to Suspense Escrow Demat Account.

**Disclosure of Material Events:** The Company has adopted a Policy on Determination of Materiality of events as required under the Listing Regulations.

**Investors' Correspondence:** The Company has designated email id i.e. [investorgrievances@bcml.in](mailto:investorgrievances@bcml.in) exclusively for investor services, and the same is prominently displayed on the Company's website.

#### Mr. Manoj Agarwal

Company Secretary & Compliance Officer  
Balrampur Chini Mills Limited,  
FMC Fortuna, 2nd Floor, 234/3A, A. J. C. Bose Road,  
Kolkata – 700 020  
Phone: +91 33 2287 4749



## General Shareholders' Information

### Annual General Meeting (AGM) and Book Closure Dates

The Day, Date, Time and Venue of the 48th Annual General Meeting and Book Closure Dates are given below:

Accounting Year	Day & Date	Venue	Time	Book Closure Dates
2023-24	Wednesday, 31st July, 2024	through video conferencing (VC) or other audio visual means (OAVM)	3.30 PM (IST)	Thursday, 25th July, 2024 to Wednesday, 31st July, 2024 (both days inclusive)

### Financial Year

The financial year of the Company is from 1st April to 31st March every year.

### Financial year calendar for 2024-25 (Tentative)

Results for the quarter ending 30th June, 2024	1st week of August, 2024
Results for the quarter ending 30th September, 2024	1st week of November, 2024
Results for the quarter ending 31st December, 2024	1st week of February, 2025
Results for the quarter ending/Annual 31st March, 2025	3rd week of May, 2025

### Dividend payment date

During the financial year ended 31st March, 2024, the Board of Directors of the Company at its meeting held on 7th November, 2023 had approved payment of Interim Dividend @ ₹3.00 per share (300%) to those shareholders/beneficiaries whose names appeared in the register of members/beneficial owners as on 20th November, 2023 and the same was paid on and from 04th December, 2023. The Board has not proposed any final dividend for the Financial Year ended 31st March, 2024 and accordingly, the interim dividend paid during the year shall be treated as final dividend.

### Details of Listing of Equity Shares and Stock Code

<b>National Stock Exchange of India Ltd.</b> Exchange Plaza, 5th Floor, Plot No. C/1, G Block, Bandra – Kurla Complex, Bandra (E), Mumbai 400 051.	<b>BSE Ltd.</b> PJ Towers, Dalal Street, Fort, Mumbai 400 001
<b>Symbol:</b> BALRAMCHIN	<b>Scrip Code:</b> 500038

### Listing Fees

Listing fee for the financial year 2024-25 has been paid to each of the above-named stock exchanges.

### Depositories

<b>National Securities Depository Ltd.</b> Trade World, 4th Floor, Kamala Mills Compound, Senapati Bapat Marg, Lower Parel, Mumbai - 400013	<b>Central Depository Services (India) Ltd.</b> Marathon Futurex, A-Wing, 25th Floor, NM Joshi Marg, Lower Parel, Mumbai - 400013.
---	--

### ISIN

INE119A01028 (Equity Shares)

### Reuters Code

NSE – BACH.NS and BSE – BACH.BO

## Market Price Data (Face value of ₹1 each)

NSE		Months	BSE	
High (₹)	Low (₹)		High (₹)	Low (₹)
430.90	393.30	April, 2023	430.85	393.85
425.75	371.50	May, 2023	425.60	371.50
416.00	380.00	June, 2023	415.90	380.05
409.40	372.85	July, 2023	409.80	372.65
423.00	382.05	August, 2023	422.65	381.60
462.00	390.30	September, 2023	461.95	390.20
439.60	394.40	October, 2023	438.95	394.40
485.90	406.00	November, 2023	485.80	405.85
479.50	376.20	December, 2023	479.40	376.35
420.40	372.60	January, 2024	420.10	372.45
407.50	364.30	February, 2024	407.30	365.00
386.10	343.50	March, 2024	386.00	343.45

## Stock Performance in comparison to broad based indices

Financial year	NSE 50 NIFTY		S&P BSE SENSEX	
	Change in BCML share price	Change in Nifty	Change in BCML share price	Change in SENSEX
2023-24	(8.54)%	28.61%	(8.69)%	24.85%

## Credit Ratings

Pursuant to Para C (9) of Schedule V to the Listing Regulations, details of the current credit rating profile of the Company are given below:

Facilities	Rating Agency	Rating
Long-term Limit	CRISIL	AA+/Stable
Short-term Limit	CRISIL	A1+
Commercial Papers	CRISIL	A1+
Non- Convertible Debentures	CRISIL	AA+/Stable

During the year ended 31st March, 2024, CRISIL (the Credit Rating Agency) has reaffirmed the long-term ratings to CRISIL AA+/Stable and short-term rating as CRISIL A1+. Further, CRISIL has also reaffirmed Company's Non-Convertible Debentures as CRISIL AA+ /Stable.

The letters assigning the aforesaid credit ratings and any revision thereof issued by the Rating Agencies are available on the website of the Company under the section "Investors".

## Registrar and Share Transfer Agent

### KFin Technologies Limited

#### Kolkata Office:

Kankaria Centre,  
2/1 Russel Street, 4th Floor  
Kolkata - 700071  
Ph. No - 033-66285900

#### Hyderabad Office:

Selenium Tower B, Plot No. 31-32,  
Gachibowli, Financial District, Hyderabad -500032  
Toll Free No.1800-345-4001  
Email: einward.ris@kfintech.com  
Website: www.kfintech.com

## Share Transfer System

Pursuant to the directive of the Securities and Exchange Board of India (SEBI), physical transfer of shares has been dispensed with. In reference to SEBI Circular dated 25th January, 2022, the Security holder/Claimant shall submit duly filled up Form ISR-4 for processing of service request related to transmission, transposition, consolidation/sub-division/endorsement of share certificate, issue of duplicate share certificate along with requisite documents. The Company/RTA shall issue letter of confirmation after processing the service requests which shall be valid for a period of 120 days from the date of its issuance, within which the securities holder/claimant shall make a request to the Depository Participant for dematerializing the said securities. The Form ISR-4 is available on the website of the Company and can be downloaded therefrom.

## Shareholding Pattern as on 31st March, 2024

Category	No. of Shares	% of Holding
Promoters Holding (A)	8,65,45,753	42.90
Public Shareholding (B)		
Foreign Portfolio Investor (Corporate)	22733792	11.27
Mutual Funds, Banks and NBFCs	37961126	18.82
Qualified Institutional Buyer and Alternative Investment Fund	3933046	1.95
NRIs	1703910	0.84
Corporate Bodies	4064771	2.01
Indian Public	43973637	21.80
Trusts	4,880	0.00*
IEPF	825201	0.41
Clearing Members	3129	0.00*
<b>Total (A) + (B)</b>	<b>20,17,49,245</b>	<b>100.00</b>

\*Note: 0.00 has been mentioned due to rounding off.

## Distribution of Shareholding as on 31st March, 2024

Shareholding Range	No. of Holders	% of total holders	No. of Shares Held	% of total shares
1 - 5000	238913	99.56	29823823	14.79
5001 - 10000	505	0.21	3689711	1.83
10001 - 20000	231	0.10	3279609	1.63
20001 - 30000	87	0.04	2208627	1.09
30001 - 40000	51	0.02	1735300	0.86
40001 - 50000	33	0.01	1494049	0.74
50001 - 100000	61	0.02	4246656	2.10
100001 and above	91	0.04	155271470	76.96
<b>Total</b>	<b>239972</b>	<b>100.00</b>	<b>201749245</b>	<b>100.00</b>

## Dematerialisation of shares and Liquidity

Around 99.78% of the Share Capital is held in dematerialised form with National Securities Depository Limited (NSDL) and Central Depository Services (India) Ltd. (CDSL) as at 31st March, 2024.

## Outstanding GDRs/ADRs/warrants or any convertible instruments, conversion date & likely impact on equity

The Company has not issued any GDR/ADR or any convertible instruments during the financial year 2023-24. Further, details related to the Employees Stock Appreciation Rights (ESARs) granted to the employees pursuant to ESAR 2023 are provided in the Directors' Report forming part of this Annual Report.

## Status of Unclaimed Dividend

Dividend for the year	Amount of dividend (₹ in Lakhs)	Amount of unclaimed dividend as at 31.03.2024 (₹ in Lakhs)	Due date of transfer to IEPF
2017-18 (Interim)	5875.56	41.72	4th September, 2024
2018-19 (Interim)	5710.96	25.53	7th March, 2026
2019-20 (Interim)	5500.00	22.62	12th December, 2026
2020-21 (Interim)	5250.00	20.50	10th March, 2028
2021-22 (Interim)	5101.00	18.04	5th March, 2029
2022-23 (Interim)	5084.36	17.93	21st March, 2030
2023-24 (Interim)	6052.48	16.20	7th December, 2030

**Note:** The Interim Dividend for Financial Year 2023-2024 was paid to the Equity Shareholders of the Company on and from 4th December, 2023. The Dividend has been transferred to the shareholders' bank accounts registered with the Depositories / Registrar & Share Transfer Agent of the Company. In those cases where the bank details are not available or the electronic payment instructions have failed or have been rejected by the bank, the Company arranged the demand drafts in lieu thereof.

## Equity Shares in Demat Suspense Account

In terms of Regulation 34 read with Schedule V to the Listing Regulations, the Company reports the following details in respect of equity shares lying in the Demat Suspense Account of the Company:

Category	Number of Shareholders	Number of equity shares
Aggregate number of shareholders and the outstanding shares lying in the Demat Suspense Account at the beginning of the year	495	26647
Aggregate number of shareholders and the outstanding shares transferred to Suspense Account during the year	-	-
Number of shareholders who approached the Company for transfer of shares from the Suspense Account during the year	-	-
Number of Shares transferred to Investor Education and Protection Fund (Demat)	-	-
Number of shareholders to whom shares were transferred from the Suspense Account during the year	1	1000
Aggregate number of shareholders and the outstanding shares lying in the Suspense Account at the end of the year	494	25647

The voting rights on the shares outstanding in the Suspense Account as at 31st March, 2024 shall remain frozen till the rightful owners of such shares claim their shares.

## Plant Locations

<b>Unit 1:</b>	Balrampur (Sugar, Co-generation, Distillery and Agro divisions), District - Balrampur, Uttar Pradesh.
<b>Unit 2:</b>	Babhnan (Sugar, Co-generation and Distillery divisions), District - Gonda, Uttar Pradesh.
<b>Unit 3:</b>	Tulsipur (Sugar and Co-generation divisions), District - Balrampur, Uttar Pradesh.
<b>Unit 4:</b>	Haidergarh (Sugar and Co-generation divisions), District - Barabanki, Uttar Pradesh.
<b>Unit 5:</b>	Akbarpur (Sugar and Co-generation divisions), District - Ambedkarnagar, Uttar Pradesh.
<b>Unit 6:</b>	Mankapur (Sugar, Co-generation, Distillery and Agro divisions) District - Gonda, Uttar Pradesh.
<b>Unit 7:</b>	Rauzagaon (Sugar and Co-generation divisions) District - Ayodhya, Uttar Pradesh.
<b>Unit 8:</b>	Kumbhi (Sugar and Co-generation divisions), District - Lakhimpur-Kheri, Uttar Pradesh.
<b>Unit 9:</b>	Gularia (Sugar, Co-generation, Distillery and Agro divisions), District - Lakhimpur-Kheri, Uttar Pradesh.
<b>Unit 10:</b>	Maizapur (Sugar, Co-generation and Distillery divisions), District - Gonda, Uttar Pradesh.



## Other Disclosures

- i) The Company does not have any materially significant related party transaction, which may have potential conflict with the interests of the Company at large. The transactions with related parties have been disclosed separately in the Notes to the Financial Statements. The Company has disclosed the policy on dealing with the related party transactions on its website at the following web-link: <https://chini.com/sustainability/governance/policies/>
- ii) There were no instances of non-compliances related to capital markets during the year under review and no penalties/strictures were imposed against the Company during the last three years.
- iii) Whistle Blower Policy framed by the Company to deal with unethical behavior, victimisation, fraud and other grievances or concerns, if any, is available on the Company's website at the following web-link: <https://chini.com/sustainability/governance/policies/>
- iv) All mandatory requirements relating to corporate governance under the Listing Regulations have been appropriately complied with and the status of non-mandatory (discretionary) requirements is given below:
  1. The Company's financial statements for the year ended 31st March, 2024 do not contain any modified audit opinion
  2. The Internal Auditors of the Company report directly to the Audit Committee.
- v) The Company doesn't have any subsidiary company and therefore corresponding disclosures including framing of policy on material subsidiary has not been made.
- vi) In terms of the Listing Regulations, the Management Discussion and Analysis Report forms part of the Annual Report. Details of significant changes in key financial ratios, along with detailed explanations thereof (including details of any change in Return on Net Worth as compared to the immediately previous financial year along with a detailed explanation thereof) have been adequately covered under the Management Discussion and Analysis Report.
- vii) The CEO & CFO Certification for the year 2023-24 forms part of the Annual Report.
- viii) The financial statements have been prepared in accordance with Indian Accounting Standards ("Ind AS") prescribed under Section 133 of the Act read with the Companies (Indian Accounting Standards) Rules, 2015 (as amended from time to time).

All the Ind AS issued and notified by the Ministry of Corporate Affairs under the Companies (Indian Accounting Standards) Rules, 2015 (as amended) till the date of the financial statements are approved for issue by the Board of Directors has been considered in preparing these financial statements.

- ix) The Company has laid down Risk Assessment and Minimization procedures and the same are periodically reviewed by the Board. The Company has a defined Risk Management Framework and Policy approved by the Board of Directors of the Company on 2nd February, 2022. The said Framework and Policy was reviewed and revised by the Board of Directors at its meeting held on 9th November, 2022 and which was further revised on 17th May, 2024. The Risk Management Framework and Policy is available on the website of the Company at the following web-link: <https://chini.com/sustainability/governance/policies/>

Further, the Company has adequate internal control systems to identify risks at appropriate time and to ensure that the executive management controls the risk through properly defined framework.

Information required under clause 9(n) of Part C of Schedule V to the Listing Regulations and SEBI Circular no. SEBI/HO/CFD/CMD1/CIR/P/2018/000000141 dated November 15, 2018, now rescinded through SEBI Master Circular dated July 11, 2023 are given hereunder:

Sugar and Distillery segment together constitute for more than 99% of the Company's revenues.

The major segment in which the Company operates in, which accounts for around 73.2% of the Company's revenues, is Sugar and as such Company is exposed to commodity price risk. Normally Company does not physically export sugar unless it is mandated by the Government. In that case Company has a policy in place to hedge the export underlying exposure. For domestic sales, under the current regime, sales quotas are announced by the Government on monthly basis. Further there are not many active platforms in India which allow hedging of domestic sugar sales. In addition to above, the Government of India had announced Minimum Sale Price (MSP) for sale of sugar in the open market by every sugar mill. Such MSP, currently at ₹31/- per kg acts as a minimum floor price for the sale of sugar by the sugar mills in India.

The Ethanol price (excluding Ethanol produced from grains) is fixed by the Central Government every year depending on the cost of production of ethanol, cost of production of sugar, the prices at which the sugar is being sold in the

market and the overall position of the sugar industry in terms of its ability to pay the cane price as announced by the Government. Price of Ethanol produced from grains are announced annually by the Oil Marketing Companies. Further ethanol prices are not linked with the crude prices. Thus, there is no price risk in case of ethanol and accordingly it does not require any hedging.

Similarly for supply of power to the State Electricity Grid, which are governed under long term Power Purchase Agreement(s) with the State Electricity Board, the prices are fixed for a term of five years. Further, Company is also supplying power under Open Access from some of its units, on expiry of PPA with UPPCL which are also under long term agreement. Accordingly, the details required under SEBI Circular no. SEBI/HO/CFD/CMD1/CIR/P/2018/0000000141 dated November 15, 2018, now rescinded through SEBI Master Circular dated July 11, 2023 are not applicable to the Company.

Further disclosures relating to risks and activities including commodity price risk etc., have been adequately covered under the Management Discussion and Analysis Report forming part of the Annual Report.

- x) During the year under review, no complaint / case was filed or was pending for redressal pursuant to Sexual Harassment of Women at Workplace (Prevention, Prohibition and Redressal) Act, 2013.
- xi) A certificate has been obtained from Mr. Manoj Kumar Bantia, Partner of M/s. MKB & Associates, Practicing Company Secretaries confirming that none of the Directors of the Company have been debarred or disqualified by Securities and Exchange Board of India/Ministry of Corporate Affairs or any such statutory authority from being appointed or continuing as directors of the Company and the same

forms part of the Annual Report.

- xii) All recommendations made by the Committees of the Board during the year were accepted by the Board. During the year 2023-24, there was no such instance wherein the Board had not accepted any recommendation of any committee of the Board.
- xiii) Details of total fees for all services paid by the Company on a consolidated basis, to the Statutory Auditors and all entities in the network firm/network entity of which the Statutory Auditors are a part, given below:

Particulars	Amount (₹ in Lakhs)
For Statutory Audit	61.00
For Limited Review	20.70
For Certification Work	3.44
Reimbursement of Expenses	1.23
<b>Total</b>	<b>86.37</b>

- xiv) The Company has duly complied with the requirements specified in Regulations 17 to 27 and clauses (b) to (i) of sub-regulation (2) of Regulation 46 of the Listing Regulations.
- xv) The Company has not provided any loans and advances in the nature of loans to firms/companies in which any director is interested.
- xvi) Other items which are not applicable to the Company have not been separately commented upon.
- xvii) Disclosure of certain types of agreements binding listed entities as required to be disclosed under clause 5A of paragraph A of Part A of Schedule III of SEBI Listing Regulations.:  
The Company has not entered into any such agreement(s).

For and on behalf of the Board of Directors

Sd/-  
**Avantika Saraogi**  
Executive Director  
DIN : 03149784

Sd/-  
**Vivek Saraogi**  
Chairman and Managing Director  
DIN : 00221419

Date: 29th June, 2024  
Place: Kolkata

## DECLARATION REGARDING COMPLIANCE WITH THE CODE OF CONDUCT

Balrampur Chini Mills Limited ("the Company") has adopted the Code of Conduct for its Board Members and Senior Management Personnel and the same is available on the website of the Company.

It is hereby confirmed that the Company has obtained affirmation from all the Board Members and Senior Management Personnel that they have complied with the said Code for the financial year 2023-24.

For and on behalf of the Board of Directors

Sd/-

**Vivek Saraogi**

Chairman and Managing Director

(DIN: 00221419)

Date: 29th June, 2024

Place: Kolkata

## CERTIFICATION BY CHAIRMAN AND MANAGING DIRECTOR AND CHIEF FINANCIAL OFFICER IN TERMS OF REGULATION 17(8) OF THE SEBI (LISTING OBLIGATIONS AND DISCLOSURE REQUIREMENTS) REGULATIONS, 2015

We, the undersigned, in our respective capacities as the Chairman and Managing Director and the Chief Financial Officer of Balrampur Chini Mills Limited ("the Company") to the best of our knowledge and belief, hereby certify that:

- A. We have reviewed the standalone and consolidated financial statements and the statement of cash flows for the year ended 31st March, 2024 and that to the best of our knowledge and belief:
1. these statements do not contain any materially untrue statement or omit any material fact or contain statements that might be misleading;
  2. these statements together present a true and fair view of the Company's affairs and are in compliance with applicable accounting standards, applicable laws and regulations.
- B. There are, to the best of our knowledge and belief, no transactions entered into by the Company during the year which are fraudulent, illegal or violative of the Company's code of conduct.
- C. We accept responsibility for establishing and maintaining internal controls for financial reporting and that we have evaluated the effectiveness of internal control systems of the Company pertaining to financial reporting and we have disclosed to the Auditors and the Audit Committee, deficiencies in the design or operation of such internal controls, if any, of which we are aware and the steps we have taken or propose to take to rectify these deficiencies.
- D. We have indicated to the Auditors and the Audit Committee:
1. there has been no significant change in internal control over financial reporting during the year;
  2. there has been no significant change in the accounting policies during the year and that the same have been disclosed in the notes to the financial statements; and
  3. there has been no instance of significant fraud of which we have become aware and the involvement therein, if any, of the management or an employee having a significant role in the Company's internal control systems over financial reporting.

Sd/-

**Vivek Saraogi**

Chairman and Managing Director

(DIN: 00221419)

Sd/-

**Pramod Patwari**

Chief Financial Officer

Place: Kolkata

Date: 29th June, 2024

## CERTIFICATE ON CORPORATE GOVERNANCE OF BALRAMPUR CHINI MILLS LIMITED

To,  
The Members,  
**BALRAMPUR CHINI MILLS LIMITED**

We have examined the compliance of conditions of Corporate Governance by **BALRAMPUR CHINI MILLS LIMITED** ("the Company") for the year ended on 31st March, 2024, as stipulated in Chapter IV and Schedule V of the Securities and Exchange Board of India (Listing Obligations and Disclosure Requirements) Regulations, 2015, as amended.

The compliance of conditions of Corporate Governance is the responsibility of the Management of the Company. Our examination has been limited to a review of the procedures and implementation thereof adopted by the Company for ensuring compliance with the conditions of the Corporate Governance as stipulated in the said Clauses and/or Regulations. It is neither an audit nor an expression of opinion on the financial statements of the Company.

In our opinion and to the best of our knowledge, information and according to the explanations given to us and based on the representations made by the Directors and the Management, we certify that the Company has complied with the conditions of Corporate Governance as stipulated in Chapter IV and Schedule V of the Securities and Exchange Board of India (Listing Obligations and Disclosure Requirements) Regulations, 2015, as amended.

We state that such compliance is neither an assurance as to future viability of the Company nor the efficiency or effectiveness with which the Management has conducted the affairs of the Company.

**For MKB & Associates**  
Company Secretaries  
Firm Reg No: P2010WB042700

Sd/-

**Manoj Kumar Banthia**  
Partner

Membership no. 11470  
COP no. 7596

Date: 29th June, 2024  
Place: Kolkata  
UDIN: A011470F000635951



## CERTIFICATE OF NON-DISQUALIFICATION OF DIRECTORS

(Pursuant to Regulation 34(3) and Schedule V Para C clause (10)(i) of the SEBI  
(Listing Obligations and Disclosure Requirements) Regulations, 2015)

To  
The Members,  
**Balrampur Chini Mills Limited**  
234/3A, A.J.C. Bose Road  
FMC Fortuna, 2nd Floor  
Kolkata - 700 020, West Bengal

We have examined the relevant disclosures received from the Directors and registers, records, forms, returns maintained by Balrampur Chini Mills Limited (CIN: L15421WB1975PLC030118) having its Registered Office at 234/3A, A.J.C. Bose Road, FMC Fortuna, 2nd Floor, Kolkata - 700 020, West Bengal (hereinafter referred to as 'the Company'), produced before us by the Company for the purpose of issuing this Certificate, in accordance with Regulation 34(3) read with Schedule V Para-C Sub clause 10(i) of the Securities Exchange Board of India (Listing Obligations and Disclosure Requirements) Regulations, 2015.

In our opinion and to the best of our information and according to the verifications [including Directors Identification Number (DIN) status at the portal [www.mca.gov.in](http://www.mca.gov.in)] as considered necessary and explanations furnished to us by the Company and its officers, we certify that following are the Directors on the Board of the Company as on 31 March 2024:

Sl. No.	DIN	Name	Designation	Date of appointment
1	00221419	Mr. Vivek Saraogi	Chairman and Managing Director	03.07.1987
2	09651564	Mr. Praveen Gupta	Whole-time Director	01.07.2022
3	03149784	Ms. Avantika Saraogi	Executive Director	01.01.2024
4	00040000	Mr. Dinesh Kumar Mittal	Independent Director	06.02.2014
5	02792753	Mr. Krishnava Dutt	Independent Director	06.02.2014
6	03059141	Mr. Naresh Dayal	Non-executive Director	15.11.2016
7	09302960	Dr. Indu Bhushan	Independent Director	17.07.2023
8	00885567	Ms. Veena Hingarh	Independent Director	31.08.2019
9	00462925	Ms. Mamta Binani	Independent Director	05.11.2020

We further certify that none of the aforesaid Directors on the Board of the Company for the Financial Year ended on 31st March 2024 have been debarred or disqualified from being appointed or continuing as Directors of companies by the Securities and Exchange Board of India, Ministry of Corporate Affairs, or any such other Statutory Authority.

Ensuring the eligibility of for the appointment / continuity of every Director on the Board is the responsibility of the management of the Company. Our responsibility is to express an opinion on these based on our verification. This certificate is neither an assurance as to the future viability of the Company nor of the efficiency or effectiveness with which the management has conducted the affairs of the Company.

For MKB & Associates  
Company Secretaries  
Firm Reg No: P2010WB042700

Sd/-

**Manoj Kumar Banthia**  
Partner

Membership no. 11470  
COP no. 7596

Date: 29th June, 2024  
Place: Kolkata  
UDIN: A011470F000635940

## Annexure VI to the Board's Report

### FORM NO. MR-3

### SECRETARIAL AUDIT REPORT

FOR THE FINANCIAL YEAR ENDED 31ST MARCH, 2024

[Pursuant to section 204(1) of the Companies Act, 2013 and Rule 9 of the Companies (Appointment and Remuneration of Managerial Personnel) Rules, 2014]

To

The Members,

**BALRAMPUR CHINI MILLS LIMITED**

We have conducted the Secretarial Audit of the compliance of applicable statutory provisions and the adherence to good corporate practices by **BALRAMPUR CHINI MILLS LIMITED** (hereinafter called "the Company"). Secretarial Audit was conducted in a manner that provided us a reasonable basis for evaluating the corporate conducts/statutory compliances and expressing our opinion thereon.

The Company's Management is responsible for preparation and maintenance of secretarial and other records and for devising proper systems to ensure compliance with the provisions of applicable laws and Regulations.

Based on our verification of the books, papers, minute books, forms and returns filed and other records maintained by the Company and also the information provided by the Company, its officers, agents and authorized representatives during the conduct of secretarial audit and considering the relaxations granted by Ministry of Corporate Affairs and Securities and Exchange Board of India, we hereby report that in our opinion, the Company has, during the audit period covering the Financial Year ended on 31st March, 2024, generally complied with the statutory provisions listed hereunder and also that the Company has proper Board-processes and compliance mechanism in place to the extent, in the manner and subject to the reporting made hereinafter:

We have examined the books, papers, minute books, forms and returns filed and other records maintained by the Company for the Financial Year ended on 31st March, 2024 to the extent applicable, according to the provisions of:

- i) The Companies Act, 2013 (as amended) (the Act) and the rules made thereunder;
- ii) The Securities Contracts (Regulation) Act, 1956 and Rules made thereunder;
- iii) The Depositories Act, 1996 and Regulations and Bye-laws framed thereunder;
- iv) The Foreign Exchange Management Act, 1999 and the Rules

and Regulations made thereunder to the extent of Foreign Direct Investment, Overseas Direct investment and External Commercial Borrowings;

- v) The Regulations and Guidelines prescribed under the Securities & Exchange Board of India Act, 1992 ("SEBI Act") or by SEBI, to the extent applicable:
  - a) The Securities and Exchange Board of India (Substantial Acquisition of Shares and Takeover) Regulations, 2011
  - b) The Securities and Exchange Board of India (Prohibition of Insider Trading) Regulations, 2015
  - c) The Securities and Exchange Board of India (Issue of Capital and Disclosure Requirements) Regulations, 2018
  - d) The Securities and Exchange Board of India (Share Based Employee Benefits and Sweat Equity) Regulations, 2021
  - e) The Securities and Exchange Board of India (Issue and listing of Non-convertible Securities) Regulations, 2021
  - f) The Securities and Exchange Board of India (Registrars to an Issue and Share Transfer Agents) Regulations, 1993
  - g) The Securities and Exchange Board of India (Delisting of Equity Shares) Regulations, 2021
  - h) The Securities and Exchange Board of India (Buy-Back of Securities) Regulations, 2018
  - i) The Securities and Exchange Board of India (Listing Obligations and Disclosure Requirements) Regulations, 2015
- vi) Other than fiscal, labour and environmental laws which are generally applicable to all manufacturing companies, the following laws/acts are also, inter alia, applicable to the Company:
  - a) The Sugar (Control) Order, 1966
  - b) The Food Safety and Standards Act, 2006 and Rules and Regulations made thereunder

- c) The Essential Commodities Act, 1955
- d) The Legal Metrology Act, 2009
- e) The Electricity Act, 2003
- f) The U.P. Sugar Cane (Regulation of Supply & Purchase) Act, 1953

We have also examined compliance with the applicable clauses of the following:

- a) Secretarial Standards issued by The Institute of Company Secretaries of India.
- b) The Securities and Exchange Board of India (Listing Obligations and Disclosure Requirements) Regulations, 2015.

During the period under review the Company has generally complied with the provisions of the Act, Rules, Regulations, Guidelines, Standards, etc. mentioned above.

We further report that:

- a) The Board of Directors of the Company is duly constituted with proper balance of Executive Directors, Non-Executive Directors and Independent Directors. The changes in the composition of the Board of Directors that took place during the period under review were carried out in compliance with the provisions of the Act and Securities and Exchange Board of India (Listing Obligations and Disclosure Requirements) Regulations, 2015.
- b) Adequate notice is given to all directors to schedule the Board Meetings, agenda and detailed notes on agenda were sent at least seven days in advance, and a system exists for seeking and obtaining further information and clarifications on the agenda items before the meeting and for meaningful participation at the meeting.
- c) None of the directors in any meeting dissented on any resolution and hence there was no instance of recording any

dissenting member's view in the minutes.

We further report that there are adequate systems and processes in the Company commensurate with the size and operations of the Company to monitor and ensure compliance with applicable laws, rules, regulations and guidelines.

We further report that during the period under review, the shareholders of the Company have approved to create and grant not exceeding 40,00,000 (Forty Lakhs Only) Equity Shares of Face Value of ₹1/- each fully paid up under the "BCML Employees Stock Appreciation Rights Plan 2023".

We further report that during the period under audit, the Company has passed the following special resolutions for the:

- i. Approval of "BCML Employees Stock Appreciation Rights Plan 2023" ("ESAR 2023"/" Plan")
- ii. Appointment of Dr. Indu Bhushan (DIN: 09302960) as an Independent Director of the Company w.e.f. 17th July, 2023 to 16th July, 2028
- iii. Revision in remuneration of Mr. Praveen Gupta, Whole Time Director of the Company

This report is to be read with our letter of even date which is annexed as Annexure – I which forms an integral part of this report.

**For MKB & Associates**  
Company Secretaries  
Firm Reg No: P2010WB042700

Sd/-  
**Manoj Kumar Banthia**  
Partner  
Membership no. 11470  
COP no. 7596

Date: 29th June, 2024  
Place: Kolkata  
UDIN: A011470F000635929

## Annexure – I

To  
The Members,  
**BALRAMPUR CHINI MILLS LIMITED**

Our report of even date is to be read along with this letter.

1. It is the management's responsibility to identify the Laws, Rules, Regulations, Guidelines and Directions which are applicable to the Company depending upon the industry in which it operates and to comply and maintain those records with the same in letter and in spirit. Our responsibility is to express an opinion on those secretarial records based on our audit.
2. We have followed the audit practices and processes as were appropriate to obtain reasonable assurance about the correctness of the contents of the secretarial records. The verification was done on test basis to ensure that correct facts are reflected in secretarial records. We believe that the processes and practices, we followed provide a reasonable basis for our opinion.
3. We have not verified the correctness and appropriateness of financial records and Books of Accounts of the Company.
4. Wherever required, we have obtained the Management's Representation about the compliance of laws, rules and regulations, guidelines and directions and happening of events, etc.
5. The compliance of the provisions of Corporate and other applicable laws, rules, regulations, standards is the responsibility of management. Our examination was limited to the verification of procedures on test basis.
6. The Secretarial Audit report is neither an assurance as to the future viability of the Company nor of the efficacy or effectiveness with which the management has conducted the affairs of the Company.

**For MKB & Associates**  
Company Secretaries  
Firm Reg No: P2010WB042700

Sd/-

**Manoj Kumar Banthia**  
Partner

Membership no. 11470  
COP no. 7596

Date: 29th June, 2024  
Place: Kolkata  
UDIN: A011470F000635929




Annexure VII to the Board's Report

# Business Responsibility and Sustainability Report (BRSR)

<b>SECTION A</b>	provides a broad overview of the business, its offerings, business and operations footprint, employees, related parties, CSR and transparency
<b>SECTION B</b>	covers management and process disclosures related to the businesses aimed at demonstrating the structures, policies and processes put in place towards adopting the NGRBC Principles and Core Elements.
<b>SECTION C</b>	provides indicator-wise disclosures mapped to the nine principles of NGRBC which are listed at the start of Section B.

## SECTION A- GENERAL DISCLOSURES



### I. Details of the listed entity <sup>[GRI 2-1, 2-3]</sup>

Sr. No	Particulars	Information/Details
1.	Corporate Identity Number (CIN) of the listed entity	L15421WB1975PLC030118
2.	Name of the listed entity	Balrampur Chini Mills Limited
3.	Year of incorporation	1975
4.	Registered office address	234/3A, A J C Bose Road, FMC Fortuna, 2nd Floor, Kolkata 700020
5.	Corporate address	234/3A, A J C Bose Road, FMC Fortuna, 2nd Floor, Kolkata 700020
6.	E-mail	bcml@bcml.in
7.	Telephone	(033) 22874749
8.	Website	http://www.chini.com/
9.	Financial year for which reporting is being done <sup>[GRI 2-3]</sup>	FY 2023-24
10.	Name of the Stock Exchange(s) where shares are listed	BSE Limited, National Stock Exchange of India Limited (NSE)
11.	Paid-up Capital	₹20,17,49,245
12.	Name and contact details (telephone, email address) of the person who may be contacted in case of any queries on the BRSR report <sup>[GRI 2-3]</sup>	<b>Name:</b> Mr. Manoj Agarwal, Company Secretary & Head CSR <b>Tel:</b> (033) 22874749 <b>Email:</b> esg@bcml.in
13.	Reporting boundary- Are the disclosures under this report made on a standalone basis (i.e. only for the entity) or on a consolidated basis (i.e. for the entity and all the entities which form a part of its consolidated financial statements, taken together) <sup>[GRI 2-2]</sup>	The disclosures made under this report are on a Standalone basis for Balrampur Chini Mills Limited
14.	Name of assurance provider	SGS India Private Limited ("SGS India")
15.	Type of assurance obtained <sup>[GRI 2-5]</sup>	Limited Assurance obtained from SGS India

GRI 2-4: There are certain restatements due to change in approach and methodology. The effects and reasons have been included under the respective Principles of this report. This restatements would enable consistency and comparability of information for the current year and previous year

GRI 2-1, 2-3, GRI 2-2, GRI 2-3, GRI 2-4, GRI 2-5

## II. Products/services <sup>[GRI 2-6]</sup>

### 16. Details of business activities (accounting for 90% of the turnover):

S. No.	Description of Main Activity	Description of Business Activity	% of Turnover of the entity
1.	Manufacturing of Sugar	The Company possesses the second largest sugar manufacturing capacity in India. The Company operates ten manufacturing plants in Uttar Pradesh.	64.35% (Sugar sales as a % of total revenue from operations)
2.	Production of Industrial Alcohol	The Company's distillery capacity is majorly dedicated to the production of ethanol (green fuel) for blending it with petrol and is supplied to Oil Marketing Companies.	28.91% (Industrial alcohol sales as a % of total revenue from operations)
3.	Co-generated power	The Company uses bagasse as primary input for production of green power (electricity) for captive use majorly.	2.89% (Co-generated power sales as a % of total revenue from operations)

### 17. Products/Services sold by the entity (accounting for 90% of the entity's Turnover): <sup>[GRI 2-6]</sup>

S. No.	Product/Service	NIC Code	% of total Turnover contributed
1	Sugar	10721	64.35%
2	Ethanol / Industrial Alcohol	11019	28.91%
3	Co-generated power	35106	2.89%

## III. Operations <sup>[GRI 2-1]</sup>

### 18. Number of locations where plants and/or operations/offices of the entity are situated:

Location	Number of plants	Number of offices	Total
National	10	4	14
International	0	0	0

### 19. Markets served by the entity:

#### a. Number of locations <sup>[GRI 2-1]</sup>

Locations	Number
National (No. of States)	During the financial year 23-24, the Company served its products to 19 states and union territories of India.
International (No. of Countries)	During the financial year 23-24, the export of the Company was Nil.

#### b. What is the contribution of exports as a percentage of the total turnover of the entity?

During the financial year 23-24, the export of the Company was Nil.

#### c. A brief on types of customers

At Balrampur Chini Mills Limited, we have a diverse range of customers across our different product lines. The primary customers of the Company for the various products are:

- i. Sugar: Domestic sales of sugar are made to wholesale or institutional buyers within the country through chain of brokers. Export sales of sugar are mainly done via merchant exporters

- ii. Co-generated Power: Co-generated Power is supplied to distribution companies State Electricity Grid (UPPCL) and also under Open Access
- iii. Industrial Alcohol: Industrial Alcohol is sold to institutional buyers
- iv. Ethanol: Ethanol is supplied to Oil Marketing Companies, both public and private
- v. Agro: Agro products are distributed/sold to farmers and also to institutional buyers

#### IV. Employees

##### 20. Details as at the end of Financial Year

###### a. Employees and workers (including differently abled): <sup>[GRI 2-7, GRI 2-8]</sup>

S. No.	Particulars	Total (A)	Male		Female	
			No. (B)	% (B / A)	No. (C)	% (C / A)
<b>EMPLOYEES</b>						
1	Permanent (D)	1435	1423	99.16	12	0.84
2	Other than Permanent (E)	14	13	92.86	1	7.14
3	<b>Total employees (D + E)</b>	<b>1449</b>	<b>1436</b>	<b>99.10</b>	<b>13</b>	<b>0.90</b>
<b>WORKERS</b>						
4	Permanent (F)	4621	4610	99.76	11	0.24
5	Other than Permanent (G)	3250	3218	99.02	32	0.98
6	<b>Total Workers (F + G)</b>	<b>7871</b>	<b>7828</b>	<b>99.45</b>	<b>43</b>	<b>0.55</b>

###### b. Differently abled Employees and workers:

S. No.	Particulars	Total (A)	Male		Female	
			No. (B)	% (B / A)	No. (C)	% (C / A)
<b>DIFFERENTLY ABLED EMPLOYEES</b>						
1	Permanent (D)	2	1	50	1	50
2	Other than Permanent (E)	0	0	0	0	0
3	<b>Total differently abled employees (D + E)</b>	<b>2</b>	<b>1</b>	<b>50</b>	<b>1</b>	<b>50</b>
<b>DIFFERENTLY ABLED WORKERS</b>						
4	Permanent (F)	3	3	100	0	0
5	Other than Permanent (G)	2	2	100	0	0
6	<b>Total differently abled workers (F + G)</b>	<b>5</b>	<b>5</b>	<b>100</b>	<b>0</b>	<b>0</b>

Notes:

1. SGS India Private Limited, an external agency has carried out independent assessment/evaluation.

21. Participation/Inclusion/Representation of women <sup>[GRI 405-1]</sup>

Particulars	Total (A)	No. and percentage of Females	
		No. (B)	% (B / A)
Board of Directors	9	3	33.33
Key Management Personnel	5	1	20

22. Turnover rate for permanent employees and workers. (Disclose trends for the past 3 years) <sup>[GRI 401-1]</sup>

Particulars	FY 2023-24 (Turnover rate in current FY)			FY 2022-23 (Turnover rate in previous FY)			FY 2021-22 (Turnover rate in the year prior to the previous FY)		
	Male	Female	Total	Male	Female	Total	Male	Female	Total
Permanent Employees	11.24%	8.33%	11.22%	9.61%	0%	9.56%	7.70%	0%	7.68%
Permanent Workers	2.91%	9.09%	2.92%	6.28%	20%	6.31%	3.63%	0%	3.63%

Note: Attrition rate of previous year was calculated on total number, this year it has been restated as per current year methodology.

V. Holding, Subsidiary and Associate Companies (including joint ventures)

23. (a) Names of holding / subsidiary / associate companies / joint ventures <sup>[GRI 2-2]</sup>

S. No.	Name of the holding/ subsidiary/ associate companies/ joint ventures (A)	Indicate whether holding/ subsidiary/ associate/ joint venture	% of shares held by listed entity	Does the entity indicated at column A, participate in the Business Responsibility initiatives of the listed entity? (Yes/No)
1.	Auxilo Finserve Private Limited (AFPL)	Associate	33.72%	No

VI. CSR Details

24. (i) Whether CSR is applicable as per section 135 of Companies Act, 2013: (Yes/No): Yes  
(ii) Turnover (in ₹) : 4665.86 cr. (FY 23)  
(iii) Net worth (in ₹) : 2822.43 cr. (FY 23)



## VII. Transparency and Disclosures Compliances

### 25. Complaints/Grievances on any of the principles (Principles 1 to 9) under the National Guidelines on Responsible Business Conduct:

Stakeholder group from whom complaint is received	Grievance Redressal Mechanism in Place (Yes/No) (If Yes, then provide web-link for grievance redress policy) <small>(GRI 2-15, GRI 2-25, GRI 2-26)</small>	FY 2023-24		FY 2022-23		Remarks
		Number of complaints filed during the year	Number of complaints pending resolution at close of the year	Number of complaints filed during the year	Number of complaints pending resolution at close of the year	
Communities	Yes, the Company has a structured process of getting feedback and grievances related to Communities. No grievances were raised during the financial year 2023-24.	0	0	0	0	0
Investors (other than shareholders)	Yes, the Company has a grievance redressal mechanism in place for all of its stakeholders.	0	0	0	0	0
Shareholders	Yes, the shareholders can contact investor Service Department or the Registrar & Share Transfer Agent Email: einwardris@kfintech.com Weblink: <a href="https://chini.com/">https://chini.com/</a> Tel: 1-800-309-4001	39	0	14	0	0
Employees and workers	Yes, the Company has an effective Whistle blower policy that covers all its employees (including workers) providing them with a channel to raise concerns to maintain the highest possible standards of ethical, morale and legal business conduct, as well as the Company's commitment to open, fearless and genuine communication.  For safety of women at workplace, we also have set up an Internal Complaints Committee under the Sexual Harassment of Women at Workplace (Prevention, Prohibition and Redressal) Act. <a href="https://chini.com/wp-content/uploads/2023/02/Prevention_Sexual_Harassment_Policy-1.pdf">https://chini.com/wp-content/uploads/2023/02/Prevention_Sexual_Harassment_Policy-1.pdf</a>	0	0	0	0	0
Customers	Yes, we act in a way that adds value to our customers and contributes to the development of a trusting relationship. Any grievance from the customers can be raised through sales team via below mentioned website link: <a href="https://chini.com/contact-us/">https://chini.com/contact-us/</a>	5	0	12	0	0
Value Chain partners	Yes, we engage with our value chain partners for optimizing the resources. Further, we have a section dedicated in our website for feedback, which can be assessed via link mentioned below: <a href="https://chini.com/wp-content/uploads/2024/07/Supply-Chain-and-Responsible-Sourcing-Policy.pdf">https://chini.com/wp-content/uploads/2024/07/Supply-Chain-and-Responsible-Sourcing-Policy.pdf</a>	0	0	0	0	0
Other (please specify)	Any other grievance can be sent via email accessible via below mentioned website link: <a href="https://chini.com/contact-us/">https://chini.com/contact-us/</a>					Not Applicable

26. Overview of the entity's material responsible business conduct issues <sup>[GRI 3-1, GRI 3-2]</sup>

Please indicate material responsible business conduct and sustainability issues pertaining to environmental and social matters that present a risk or an opportunity to your business, rationale for identifying the same, approach to adapt or mitigate the risk along-with its financial implications, as per the following format.

Sl. No.	Material issue identified	Indicate whether risk or opportunity (R/O)	Rationale for identifying the risk / opportunity	In case of risk, approach to adapt or mitigate <sup>[GRI 3-3]</sup>	Financial implications of the risk or opportunity (Indicate positive or negative implications) <sup>[GRI 201-2]</sup>
1	Supply Chain Management	Risk	The complexity of the supply chains, involving multiple stakeholders, widespread operations and detailed logistics, increases susceptibility to disruptions, quality issues, delays, increased costs and reputational damage.	Enhancing supplier relationships and communication, conduct frequent evaluations for compliance with ethical standards, diversify sources to decrease reliance on single sources and advance effective risk management practices.	Negative
		Opportunity	In supply chain management (SCM), every part of the chain may offer an opportunity to offer value addition along with reducing inefficiencies. A well-run SCM program framework can increase a Company's revenues, decrease its costs, and bolster its bottom line.		Positive
2	Community Relations	Opportunity	Strengthening ties with local communities, stakeholders and indigenous groups is essential for maintaining social acceptance, boosting reputation, reducing conflicts and facilitating access to resources, which promotes sustainability and beneficial economic and social partnerships. The Company is dedicated to comprehensive development through CSR initiatives, focusing on sustainability and community well-being.		Positive
3	Employee Health & Safety <sup>[GRI 416-1]</sup>	Risk	Working conditions involve exposure to hazards, operation of heavy machinery and risk of accidents, demanding prioritization of safety measures to protect employees and enhance their productivity.	Implementing comprehensive safety protocols, provide essential protective gear, maintain equipment regularly and promote safety awareness through communication and training.	Negative
4	Forced or compulsory labour	Risk	The labour- intensive nature of operations and the potential for exploitative conditions within the supply chain necessitate vigilance.	Increasing awareness through educational campaigns about rights and ethical labour practices, enforce strict penalties for violations, and bolster oversight through inspections and audits.	Negative

GRI 3-1, GRI 3-2, GRI 3-3, GRI 201-2, GRI 416-1

Sl. No.	Material issue identified	Indicate whether risk or opportunity (R/O)	Rationale for identifying the risk / opportunity	In case of risk, approach to adapt or mitigate <sup>[GRI 3-3]</sup>	Financial implications of the risk or opportunity (Indicate positive or negative implications) <sup>[GRI 201-2]</sup>
5	Product Quality & Safety	Risk	Consumer demand for high-quality and safe products is critical for maintaining customer satisfaction, loyalty and trust in the brand.	Applying stringent quality control measures like regular testing and adherence to industry standards, maintaining rigorous safety protocols.	Negative
		Opportunity	Quality products build trust among consumers, fostering long-term relationships with brands. Ensuring safety in products reduces the risk of accidents, injuries, and health hazards.		Positive
6	Climate change	Risk	Proactive actions to reduce greenhouse gas emissions, energy consumption and adapt to the long-term climatic changes affecting business operations, communities and ecosystems.	Employing a broad set of mitigation strategies including enhancing energy efficiency, shifting towards renewable energy, adopting sustainable operational practices and collaborating in advocacy and partnerships focused on climate change impacts.	Negative
		Opportunity	Climate-related opportunities relate to efforts to mitigate and adapt to climate change, such as resource efficiencies and cost savings, adoption of low-emission energy sources, development of new products and services, access to new markets, building resilience along the supply chain and/or technology investments.		Positive
7	Water Management	Risk	The challenges of water scarcity, heightened competition for water resources, and regulatory demands emphasize the necessity for effective and sustainable water management to address risks related to water shortages, conflicts and production interruptions.	Implementing Zero Liquid Discharge systems, utilizing recycled water for various purposes, and engaging in water conservation practices through techniques like water harvesting to manage water resources effectively.	Negative
		Opportunity	Effective water management strategies can help companies optimize their water usage, reduce operational costs and enhance overall efficiency. By conducting water audits and implementing water-saving technologies, businesses can identify and rectify inefficiencies in their water consumption.		Positive
8	Packaging Material & Waste	Risk	Inadequate packaging and waste management practices and the environmental toll of non-recyclable materials contribute to excessive waste production, pollution, noncompliance with regulations, reputation damage and supply chain issues.	The Company has adopted sustainable packaging initiatives-biodegradable & recyclable. Its packaging materials, particularly plastic bags are marked with logos indicating their recyclability or biodegradability and substituted by jute bags. Furthermore, all ten units of the Company employ these eco-friendly packaging solutions.	Negative

## SECTION B- MANAGEMENT AND PROCESS DISCLOSURES



<b>Principle 1</b>	Businesses should conduct and govern themselves with integrity and in a manner that is ethical, transparent and accountable
<b>Principle 2</b>	Businesses should provide goods and service in a manner that is sustainable and safe
<b>Principle 3</b>	Businesses should respect and promote the well-being of all employees, including those in their value chains
<b>Principle 4</b>	Businesses should respect the interests of and be responsive to all its stakeholders
<b>Principle 5</b>	Businesses should respect and promote human rights
<b>Principle 6</b>	Businesses should respect and make efforts to protect and restore the environment
<b>Principle 7</b>	Businesses, when engaging in influencing public and regulatory policy, should do so in a manner that is responsible and transparent
<b>Principle 8</b>	Businesses should promote inclusive growth and equitable development
<b>Principle 9</b>	Businesses should engage with and provide value to their consumers in a responsible manner

### Policy and management processes

Disclosure Questions	P1	P2	P3	P4	P5	P6	P7	P8	P9
1. a. Whether your entity's policy/policies cover each principle and its core elements of the NGRBCs. (Yes/No) <sup>[GRI 2-23]</sup>					Yes				
b. Has the policy been approved by the Board? (Yes/No)					Yes				
c. Web Link of the Policies, if available <sup>[GRI 2-19, GRI 2-20, GRI 2-23]</sup>	<ol style="list-style-type: none"> <li>1. Environment, Health and Safety Policy: <a href="https://chini.com/sustainability/governance/policies/">https://chini.com/sustainability/governance/policies/</a></li> <li>2. Policy on Prevention of Sexual Harassment: <a href="https://chini.com/wp-content/uploads/2023/02/Prevention_Sexual_Harassment_Policy-1.pdf">https://chini.com/wp-content/uploads/2023/02/Prevention_Sexual_Harassment_Policy-1.pdf</a></li> <li>3. Anti- Bribery Policy: <a href="https://chini.com/wp-content/uploads/2023/02/Anti-Bribery-Policy.pdf">https://chini.com/wp-content/uploads/2023/02/Anti-Bribery-Policy.pdf</a></li> <li>4. Familiarisation Programme for Independent Directors: <a href="https://chini.com/wp-content/uploads/2024/04/BCML_Familiarisation_Programme_2324.pdf">https://chini.com/wp-content/uploads/2024/04/BCML_Familiarisation_Programme_2324.pdf</a></li> <li>5. BCML Code of Fair Disclosure: <a href="https://chini.com/wp-content/uploads/2023/02/BCML-Code-of-Fair-Disclosure-1.pdf">https://chini.com/wp-content/uploads/2023/02/BCML-Code-of-Fair-Disclosure-1.pdf</a></li> <li>6. Code of Conduct to Regulate, Monitor and Report Trading by Designated Persons: <a href="https://chini.com/wp-content/uploads/2023/02/Code-of-conduct.pdf">https://chini.com/wp-content/uploads/2023/02/Code-of-conduct.pdf</a></li> <li>7. Code of Conduct for Employees (Hindi Version): <a href="https://chini.com/wp-content/uploads/2023/02/Code_of_Conduct_All_Employees_Section_Hindi.pdf">https://chini.com/wp-content/uploads/2023/02/Code_of_Conduct_All_Employees_Section_Hindi.pdf</a></li> <li>8. Code of Conduct: <a href="https://chini.com/wp-content/uploads/2022/08/Code_of_Conduct.pdf">https://chini.com/wp-content/uploads/2022/08/Code_of_Conduct.pdf</a></li> </ol>								

GRI 2-19, GRI 2-20, GRI 2-23



Disclosure Questions	P1	P2	P3	P4	P5	P6	P7	P8	P9
	9.	CSR Policy: <a href="https://chini.com/wp-content/uploads/2021/07/CSR-Policy.pdf">https://chini.com/wp-content/uploads/2021/07/CSR-Policy.pdf</a>							
	10.	Dividend Distribution Policy: <a href="https://chini.com/wp-content/uploads/2022/08/Dividend_Distribution_Policy_2020.pdf">https://chini.com/wp-content/uploads/2022/08/Dividend_Distribution_Policy_2020.pdf</a>							
	11.	Policy for Determination of Materiality of Events: <a href="https://chini.com/wp-content/uploads/2023/08/BCML_POLICY-FOR-DETERMINATION-OF-MATERIALITY-OF-EVENTS-INFORMATION-1.pdf">https://chini.com/wp-content/uploads/2023/08/BCML_POLICY-FOR-DETERMINATION-OF-MATERIALITY-OF-EVENTS-INFORMATION-1.pdf</a>							
	12.	Policy on Related Party Transactions: <a href="https://chini.com/wp-content/uploads/2022/08/Policy_on_RPT.pdf">https://chini.com/wp-content/uploads/2022/08/Policy_on_RPT.pdf</a>							
	13.	Policy on Selection & Remuneration of Directors, KMP and Other Employees: <a href="https://chini.com/wp-content/uploads/2023/02/Policy-on-Selection-Remuneration-of-Directors-KMP-and-Other-Employees-T....pdf">https://chini.com/wp-content/uploads/2023/02/Policy-on-Selection-Remuneration-of-Directors-KMP-and-Other-Employees-T....pdf</a>							
	14.	Policy on Preservation of Documents: <a href="https://chini.com/wp-content/uploads/2023/02/Policy_for_preservation_of_documents.pdf">https://chini.com/wp-content/uploads/2023/02/Policy_for_preservation_of_documents.pdf</a>							
	15.	Risk Management Policy & Framework: <a href="https://chini.com/wp-content/uploads/2024/07/Risk-Management-Policy.pdf">https://chini.com/wp-content/uploads/2024/07/Risk-Management-Policy.pdf</a>							
	16.	Vigil Mechanism Policy: <a href="https://chini.com/wp-content/uploads/2024/06/Vigil_Mechanism_Policy.pdf">https://chini.com/wp-content/uploads/2024/06/Vigil_Mechanism_Policy.pdf</a>							
	17.	Human Right Policy: <a href="https://chini.com/wp-content/uploads/2024/07/Human-Rights-Policy.pdf">https://chini.com/wp-content/uploads/2024/07/Human-Rights-Policy.pdf</a>							
	18.	Supply Chain and Responsible Sourcing Policy: <a href="https://chini.com/wp-content/uploads/2024/07/Supply-Chain-and-Responsible-Sourcing-Policy.pdf">https://chini.com/wp-content/uploads/2024/07/Supply-Chain-and-Responsible-Sourcing-Policy.pdf</a>							
	19.	Succession Policy: <a href="https://chini.com/wp-content/uploads/2024/07/Succession-Policy.pdf">https://chini.com/wp-content/uploads/2024/07/Succession-Policy.pdf</a>							
	20.	Environmental, Social and Governance (ESG) Policy: <a href="https://chini.com/wp-content/uploads/2024/07/ESG-Policy.pdf">https://chini.com/wp-content/uploads/2024/07/ESG-Policy.pdf</a>							
2. Whether the entity has translated the policy into procedures. (Yes / No) <sup>[GRI 2-24]</sup>	Yes, the policies have been converted into procedures by the Company.								
3. Do the enlisted policies extend to your value chain partners? (Yes/No) <sup>[GRI 2-23]</sup>	Yes, some of the enlisted policies extend to our value chain partners.								
4. Name of the national and international codes/certifications/labels/ standards (e.g. Forest Stewardship Council, Fairtrade, Rainforest Alliance, Trustee) standards (e.g. SA 8000, OHSAS, ISO, BIS) adopted by your entity and mapped to each principle.	<p>BCML's policies adhere to the National Guidelines for Responsible Business Conduct (NGRBC's), aligning with globally recognized standards such as ISO 9000, 14000, and 45001, principles of the United Nations Global Compact (UNGC), International Labour Organization (ILO) and the United Nations Sustainable Development Goals (UN SDGs).</p> <p>For evaluating and reporting its sustainability efforts, BCML has followed the Global Reporting Initiative (GRI) standards. The Company has also obtained the international Bonsucro certification for its Rauzagaon unit and the FSSC 22000 for three of its units. Mankapur unit was assessed by representatives from a third-party monitor approved by TCCC, against the standards set forth in TCCC's Supplier Guiding Principles (SGP) and has been rated GREEN – IN COMPLIANCE. The Company is all set to get the internationally credited Bonsucro Certificate for its Kumbhi Unit.</p>								

Disclosure Questions	P1	P2	P3	P4	P5	P6	P7	P8	P9
5. <b>Specific commitments, goals and targets set by the entity with defined timelines, if any.</b>	<p>We have set specific Environmental, Social, and Governance (ESG) goals, which serve as our strategy to deliver consistent competitive performance and create long term value for our stakeholders. We have set an ambitious sustainability agenda to tackle the issues that our consumers and stakeholders care deeply about, such as inter alia, related to Products stewardship, Water neutrality, Energy conservation, Green environment, Safe workplace, Energising, equitable &amp; inclusive workplace, World Class Governance, Ethics, transparency, quality and accountability, and Sustainable supply chain management.</p>								
6. <b>Performance of the entity against the specific commitments, goals and targets along-with reasons in case the same are not met.</b>	<p>The Company has been one of the trailblazers among its peers in driving initiatives towards meeting its ESG commitments, goals and targets. BCML has implemented sustainable initiatives in its business operations aligning with UN SDGs and identified material issues for the Company. The Company reported ESG parameters as per GRI standards and has obtained Sustainability Assurance on its reporting practices</p> <ol style="list-style-type: none"> <li>1. BCML exhibited a strong governance performance in the reporting year driven by the implementation of effective governance practices with good representation of independent directors on the board and its committees efficient board functioning and adherence to ethical standards. Moreover, the Company is committed to incorporate ESG practices in its business operations and has obtained Sustainability Assurance from SGS India Private Limited.</li> <li>2. BCML displayed a strong performer on the social pillar of ESG as it focused on the health and safety of the employees and has a Business Continuity Plan for which mock drills are conducted periodically. The Company has a Grievance Redressal Mechanism which cater to employees, customers and community grievances and has therefore achieved a 100% Customer Satisfaction Index in the reporting year and has been engaging with its employees through safety and skill-upgradation training.</li> <li>3. BCML demonstrated a steady performance on the environmental theme of ESG as the Company disclosed policies and performance trends on water usage, waste management and GHG emissions. BCML has implemented energy efficiency initiatives to moderate energy consumption and enhance the use of green fuel. Additionally, the Company initiated energy audits and safety audits. It is noteworthy that BCML started computing for its Scope 3 emissions along with Scope 1 &amp; 2 emissions from the current reporting year and is all set to prepare its decarbonization roadmap and net zero targets going forward.</li> </ol> <p>This report further outlines our present performance across different matrix of business responsibility and sustainability. We are dedicated to establishing concrete objectives and benchmarks to direct our progress towards a more sustainable and responsible business framework. Additionally, by educating farmers and offering them subsidized organic manure, we are actively working to improve soil carbon content.</p>								

Disclosure Questions	P1	P2	P3	P4	P5	P6	P7	P8	P9
<b>Governance, leadership and oversight</b>									
7. <b>Statement by director responsible for the business responsibility report, highlighting ESG related challenges, targets and achievements (listed entity has flexibility regarding the placement of this disclosure)</b> <sup>[GRI 2-22]</sup>	<p>BCML's approach to sustainable development focusses on maintaining sustainable sugar production that not only benefits farmers and the community but also supports a thriving business ecosystem. In addition to sugar, we produce ethanol, which serves as biofuels and aid in environmental sustainability.</p> <p>In our commitment to environmental stewardship, we have established internal targets focused on water conservation, reducing energy consumption, enhancing resource efficiency and minimizing waste. We positively influence the lives of local communities by initiating various Corporate Social Responsibility (CSR) projects near our manufacturing sites, particularly targeting education, skills development and enhancing employability and entrepreneurship to uplift livelihoods and to foster community development.</p> <p>With sustainability as our core motivation, we are dedicated towards aligning our objectives with the Environment, Social and Governance (ESG) dimensions of our business and developing innovative business models. This commitment extends to the entire value chain, with efforts to reduce carbon emissions, minimize waste and adopt renewable energy sources.</p> <p>The Company's growth strategy integrates ESG considerations, with a focus on excelling in Environment, Health, and Safety (EHS) and making substantial progress towards a more sustainable future. This unwavering commitment to sustainability underscores the Company's aspiration to positively impact society and the environment.</p>								
8. <b>Details of the highest authority responsible for implementation and oversight of the Business Responsibility policy(ies).</b> <small>[GRI 2-10, GRI 2-12, GRI 2-13, GRI 2-14]</small>	<p>The Board of Directors, guided by the Chairman and Managing Director, holds the foremost responsibility for strategic oversight aimed at safeguarding and augmenting shareholder value. Under the direction of the Board of Directors and its Committees, Mr. Praveen Gupta, the Whole Time Director and Head of Corporate Technical Team, serves as the principal authority responsible for implementing and supervising the ESG. Additionally, Units heads and Heads of Corporate Functions are tasked with ensuring the execution of the Sustainability Policies within their specific divisions or functions and communicating these policies to the employees.</p>								
9. <b>Does the entity have a specified Committee of the Board/ Director responsible for decision making on sustainability related issues? (Yes / No). If yes, provide details</b> <sup>[GRI 2-9]</sup>	<p>The ESG Committee have been constituted with the task of overseeing sustainability-related matters.</p> <p>This Committee is responsible for:</p> <ul style="list-style-type: none"> <li>• Guiding management in the development of ESG initiatives</li> <li>• Tracking the Company's progress and performance regarding its long-term ESG commitments and targets.</li> <li>• Ensure that the Company integrates industry best practices in environment, social and governance principles.</li> <li>• Adheres to applicable ESG regulations and standards.</li> <li>• Develop and implement ESG strategies and programs that comply with the letter and spirit of regulations and standards.</li> </ul>								

GRI 2-10, GRI 2-12, GRI 2-13, GRI 2-14, GRI 2-22, GRI 2-9

10. Details of Review of NGRBCs by the Company

Subject for Review	Indicate whether review was undertaken by Director / Committee of the Board/ Any other Committee									Frequency (Annually/ Half yearly/ Quarterly/ Any other – please specify)								
	P1	P2	P3	P4	P5	P6	P7	P8	P9	P1	P2	P3	P4	P5	P6	P7	P8	P9
Performance against above policies and follow up action	Performance is assessed and follow-up actions are taken for each principle as applicable, based on the mentioned policies.									Annually								
Compliance with statutory requirements of relevance to the principles, and, rectification of any non-compliances	The board committees conduct reviews, and if necessary, the Board of Directors also addresses these during their meetings.									Annually and/ as per latest amendments in regulations as and when required								

11. Has the entity carried out independent assessment/ evaluation of the working of its policies by an external agency? (Yes/No). If yes, provide name of the agency.

Sr. no	P1	P2	P3	P4	P5	P6	P7	P8	P9
1	Yes, CareEdge Analytics & Advisory has evaluated the policies of the Company.								


12. If answer to question (1) above is “No” i.e. not all Principles are covered by a policy, reasons to be stated

Questions	P1	P2	P3	P4	P5	P6	P7	P8	P9
The entity does not consider the Principles material to its business (Yes/No)	Not Applicable								
The entity is not at a stage where it is in a position to formulate and implement the policies on specified principles (Yes/No)									
The entity does not have the financial or/human and technical resources available for the task (Yes/No)									
It is planned to be done in the next financial year (Yes/No)									
Any other reason (please specify)									



## SECTION C: PRINCIPLE WISE PERFORMANCE DISCLOSURE

### PRINCIPLE 1 Businesses should conduct and govern themselves with integrity and in a manner that is Ethical, Transparent and Accountable.



#### Essential Indicators

##### 1. Percentage coverage by training and awareness programmes on any of the Principles during the financial year:

Segment	Total number of training and awareness programmes held	Topics/principles covered under the training and its impact	%age of persons in respective category covered by the awareness programmes
Board of Directors	5	During the year, the Board of Directors and KMP of the Company invested their time on the following	100%
Key Managerial Personnel	6	<ul style="list-style-type: none"> <li>• Insider Trading Code</li> <li>• Environment, Health and Safety (EHS)</li> <li>• Overview of business sectors</li> <li>• Legal &amp; Statutory compliances</li> <li>• Environmental, Social and Governance (ESG) matrix such as GHG emissions, Life Cycle Assessment</li> <li>• ESG Reporting Standards such as GRI, UN SDG and IR</li> <li>• Visits to plants locations to provide an insight of the Company's operations.</li> <li>• Cyber security</li> <li>• Risk Management</li> <li>• Company policies, changes in the regulatory environment</li> </ul>	100%
Employees other than BoD and KMPs	1602	Technical/ Functional, Behavioural/ Leadership, Commercial, Cane, IT, EHS, BRSR, Employee Stock Appreciation Rights and various policies of the Company.	93%
Workers	700	Technical/ Functional, Cane, Environment, Health and Safety (EHS) and applicable policies of the Company.	83%

2. Details of fines / penalties /punishment/ award/ compounding fees/ settlement amount paid in proceedings (by the entity or by directors / KMPs) with regulators/ law enforcement agencies/ judicial institutions, in the financial year, in the following format (Note: the entity shall make disclosures on the basis of materiality as specified in Regulation 30 of SEBI (Listing Obligations and Disclosure Obligations) Regulations, 2015 and as disclosed on the entity's website) <sup>(GRI 2-27)</sup>

**Monetary**

Category	NGRBC Principle	Name of the regulatory/ enforcement agencies/ judicial institutions	Amount (In INR)	Brief of the Case	Has an appeal been preferred? (Yes/No)
Penalty/ Fine	1 & 2	Uttar Pradesh Excise Department	50,000	The fine was levied due to power alcohol lost by overturned tanker being more than the allowed limit of 0.5% and for delay in filing application with excise department.	No
	NA	GST	2,96,316	GST Authority has disallowed certain input tax credits in its assessment order passed for FY 2017-18.	Yes
Settlement	0	0	0	0	0
Compounding fee	1	Office of Molasses Controller and Excise Commissioner, Prayagraj.	50,000	The fine was levied due to a clerical error in the calculation of the annual molasses consumption capacity of the Balrampur distillery.	No

**Non-Monetary**

Category	NGRBC Principle	Name of the regulatory/ enforcement agencies/ judicial institutions	Brief of the Case	Has an appeal been preferred? (Yes/No)
Imprisonment	0	0	0	0
Punishment	0	0	0	0

3. Of the instances disclosed in Question 2 above, details of the Appeal/ Revision preferred in cases where monetary or non-monetary action has been appealed.

S. No.	Case Details	Name of the regulatory/ enforcement agencies/ judicial institutions
1	The Company has received an Assessment Order on 29.11.2023 u/s 143(3) of Income Tax Act, pertaining to AY 2020-21, wherein certain additions/disallowances with respect to the income shown in the ITR, have been proposed by the AO. The Company has filed an Appeal with CIT(A) on 19.12.2023 against the said disallowances and also filed petition on 05.01.2024 for stay of Demand. Further the Company has received Rectification order dated 06.02.2024 rectifying the prima facie errors of the said Assessment Order.	Income Tax Department
2	The Company has received an Assessment Order on 29.01.2024 u/s 143(3) of Income Tax Act, pertaining to AY 2021-22, wherein certain additions/disallowances with respect to the income shown in the ITR, have been proposed by the AO. The Company has filed an Appeal with CIT(A) on 19.02.2024 against the said disallowances and also filed petition on 20.02.2024 for stay of Demand. Further the Company has received Rectification order dated 19.03.2024 rectifying the prima facie errors of the said Assessment Order.	Income Tax Department

S. No.	Case Details	Name of the regulatory/ enforcement agencies/ judicial institutions
3	An Order has been passed under relevant provision of GST Act, for disallowing Input Tax Credit on non-filing of GST returns by the supplier and recovering the said Input tax credit along with interest and penalty. However, the Company has filed appeal on 11.03.2024 against the disallowance highlighted in said order.	The Joint Commissioner of State Tax, Ayodhya, Uttar Pradesh

Note: Point no. 1 & 2 are not related to question no. 2 above.

**4. Does the entity have an anti-corruption or anti-bribery policy? If yes, provide details in brief and if available, provide a web-link to the policy** <sup>[GRI 205-2]</sup>

The anti-bribery policy sets the responsibility for the directors and employees/ workers of BCML to maintain high standards of business practices. This policy applies to all the directors and employees/ workers of the Company across all its functions and locations. No director or employee of the Company engages directly or indirectly in bribery. Any violation or non-adherence of the policy is reported to the Managing Director or Audit Committee of the Board, who takes appropriate action, including but not limited to termination of services. The Executive Committee of the Board monitors and reviews the effectiveness of this policy, considering its suitability and adequacy. Anti-bribery policy link: <https://chini.com/wp-content/uploads/2023/02/Anti-Bribery-Policy.pdf>

**5. Number of Directors/KMPs/employees/workers against whom disciplinary action was taken by any law enforcement agency for the charges of bribery/ corruption** <sup>[GRI 205-3]</sup>

Category	FY 2023-24 (Current Financial Year)	FY 2022-23 (Previous Financial Year)
Directors	0	0
KMPs	0	0
Employees	0	0
Workers	0	0

**6. Details of complaints with regard to conflict of interest** <sup>[GRI 2-15]</sup>

Particulars	FY 2023-24		FY 2022-23	
	Number	Remarks	Number	Remarks
Number of complaints received in relation to issues of Conflict of Interest of the Directors	0	There were no cases received related to conflict of interest of directors during the financial year 2023-24.	0	There were no cases received related to conflict of interest of directors during the financial year 2022-23.
Number of complaints received in relation to issues of Conflict of Interest of the KMPs	0	There were no cases received related to conflict of interest of KMPs during the financial year 2023-24.	0	There were no cases received related to conflict of interest of KMPs during the financial year 2022-23.

**7. Provide details of any corrective action taken or underway on issues related to fines / penalties / action taken by regulators/ law enforcement agencies/ judicial institutions, on cases of corruption and conflicts of interest**

No corrective action has been identified nor is being taken or underway on issues related to fines / penalties / action taken by regulators/ law enforcement agencies/ judicial institutions, on cases of corruption and conflicts of interest.

8. Number of days of accounts payables [(Average Accounts payable \*365) / Cost of goods/services procured] in the following format:

Particulars	FY 2023-24 (Current Financial Year)	FY 2022-23 (Previous Financial Year)
Number of days of accounts payables	22	28

9. Open-ness of business. Provide details of concentration of purchases with trading houses, dealers, and related parties along with loans and advances & investments, with related parties, in the following format.

Parameter	Category	FY2023-24	FY2022-23
Concentration of Purchases	a. Purchases from trading houses as % of total purchases	N.A.	N.A.
	b. Number of trading houses where purchases are made from	N.A.	N.A.
	c. Purchases from top 10 trading houses as % of total purchases from trading houses	N.A.	N.A.
Concentration of Sales	a. Sales to dealers / distributors as % of total sales	64.30%	69.68%
	b. Number of dealers / distributors to whom sales are made	20	21
	c. Sales to top 10 dealers / distributors as % of total sales to dealers / distributors	74.18%	76.90%
Share of RPTs in	a. Purchases (Purchases with related parties / Total Purchases)	N.A.	N.A.
	b. Sales (Sales to related parties / Total Sales)	N.A.	N.A.
	c. Loans & advances (Loans & advances given to related parties / Total loans & advances)	N.A.	N.A.
	d. Investments (Investments in related parties / Total Investments made)	96.62%	74.07%

## Leadership Indicators

1. Awareness programmes conducted for value chain partners on any of the Principles during the financial year:

S. No.	Total number of awareness programmes held	Topics / principles covered under the training	%age of value chain partners covered (by value of business done with such partners) under the awareness programmes
1	15000	Awareness Programmes were conducted to educate the farmers about varietal replacement, improved seed availability developed by Tissue Culture techniques, new agronomic technique required to increase yield, cane mechanisation, disease & pest control, soil testing.	90%

2. Does the entity have processes in place to avoid/ manage conflict of interests involving members of the Board? (Yes/No) If Yes, provide details of the same-

Yes, BCML has robust processes in place to prevent and effectively manage conflicts of interest involving members of the Board. The Company has implemented stringent policies and procedures that require board members to disclose any potential conflicts. This ensures transparency, accountability, and the ethical handling of conflicts of interest within BCML's governance framework. The Company also has a code of conduct for senior management and directors in place to manage conflict of interests among them which can be accessed through the weblink: [https://chini.com/wp-content/uploads/2022/08/Code\\_of\\_Conduct.pdf](https://chini.com/wp-content/uploads/2022/08/Code_of_Conduct.pdf)

## PRINCIPLE 2 Businesses should provide goods and services in a manner that is sustainable and safe



### Essential Indicators

- Percentage of R&D and capital expenditure (capex) investments in specific technologies to improve the environmental and social impacts of product and processes to total R&D and capex investments made by the entity, respectively.

Category	Current Financial Year	Previous Financial Year	Details of improvements in environmental and social impacts
R&D	-	-	Though we have soil testing labs and tissue culture lab, we do not have a separate department categorized as R&D.
Capex	-	-	This year we have made considerable investments in technologies and recycling infrastructure which would increase process efficiencies and reduce emissions and effluents. However, we have not separately accounted for this purpose.

- Does the entity have procedures in place for sustainable sourcing? (Yes/No) <sup>(GRI 308-1)</sup>

Yes, BCML as an entity has procedures in place for sustainable sourcing which includes a procurement strategy that focuses on the ethical, social and environmental aspects of its product's life cycle. In order to embrace sustainable sourcing, BCML as an entity is aligned with relevant UNSDGs with initiatives being driven to map and understand its supply chain by conducting supplier assessments and identifying opportunities to collaborate and improve on ESG parameters via capacity building and awareness sessions. We have procedures for sustainable sourcing as farmers constitute a vital part of our supply chain, and the close linkages between our Business and Indian agriculture provides a unique opportunity to engage with farmers. We engage in procuring the basic raw material i.e. sugarcane from the local farmers/ nearby farmers, supporting their individual livelihood. We have also complied with the internationally recognized Bonsucro standards of sourcing for one of our plant and are about to get one for another plant.

- If yes, what percentage of inputs were sourced sustainably?

Yes, 100% of inputs were sourced sustainably as we procure all our raw materials from the farmers, who deliver the material on their tractor trolleys at the main gate of the plants. We arrange the pickup for the remaining sugarcane at distant centres which are close to the farmer's village to facilitate the offloading of sugarcane. Once the offloading of raw material is done from these centres, we arrange for the transportation of sugar cane to the plant by our own transportation.



**3. Describe the processes in place to safely reclaim your products for reusing, recycling and disposing at the end of life, for (a) Plastics (including packaging) (b) E-waste (c) Hazardous waste and (d) other waste <sup>[GRI 306-2]</sup>**

BCML has various processes in place to safely reclaim its products for reusing, recycling and disposing at the end of life, few of which include:

**1. Sugar Manufacturing:**

BCML's commitment to sustainability includes using bagasse (a waste product) as raw material for green power generation.

**2. Ethanol & Alcohol:**

BCML produces ethanol, a green fuel blended with petrol for vehicles. All ethanol-producing units use Zero Liquid Discharge technology. Molasses, a by-product, is used for ethanol production.

**3. Power Generation:**

BCML generates green power by utilizing bagasse (fibrous sugarcane residue) and slop, instead of fossil fuel. Total installed co-generation capacity is 288.47 MW.

**4. Agri-Inputs and Sustainability:**

Leftover ash waste from incineration boilers is converted into bio-potash granules, an essential fertilizer. Pressmud, a rich organic manure, is generated from waste and used in agriculture. We promote chemical-free farming through soil health bio-agents.

**5. DDGS (Distillers Dried Grains with Solubles):**

We produce DDGS, a valuable by-product from grain based ethanol production process. DDGS is suitable for livestock feed and contains protein, fiber, oil, and essential amino acids.

**6. PLA Manufacturing:**

BCML is venturing into Poly Lactic Acid (PLA) manufacturing, establishing India's first industrial bio-polymer plant to demonstrate its forward-thinking approach towards eco-friendly alternatives to traditional plastics. By venturing into PLA manufacturing, BCML aims to contribute to a more sustainable future while addressing environmental concerns associated with plastic wastes.

**4. Whether Extended Producer Responsibility (EPR) is applicable to the entity's activities (Yes / No). If yes, whether the waste collection plan is in line with the Extended Producer Responsibility (EPR) plan submitted to Pollution Control Boards? If not, provide steps taken to address the same-**

Yes, Extended Producer Responsibility (EPR), is applicable to the entity's activities. BCML understands that EPR is a policy approach that assigns producers responsibility for the end-of-life of products and includes both financial and operational responsibility. BCML as producers provide funding to manage covered products after their use phase. EPR target for 3742 MT of packaging plastic wastes generated in FY 23-24 by BCML was 100% and the waste collection plan aligns with the EPR plan submitted to the PCB.

**Leadership Indicators**

**1. Has the entity conducted Life Cycle Perspective / Assessments (LCA) for any of its products (for manufacturing industry) or for its services (for service industry)? If yes, provide details in the following format?**

NIC Code	Name of Product / Service	% of total Turnover contributed	Boundary for which the Life Cycle Perspective / Assessment was conducted	Whether conducted by independent external agency (Yes/No)	Results communicated in public domain (Yes/No) If yes, provide the web-link.
10721	Sugar	64.35%	Cradle to Grave	Yes	Yes, in page no 70 of the integrated Annual Report.
11019	Ethanol	28.91%	Cradle to Grave	Yes	Yes, in page no 70 of the integrated Annual Report.

*\*Note: The numbers provided for this question above for % of total turnover contributed is for the entire Company. LCA was conducted for Kumbhi (sugar) and Gularia (Sugar & Ethanol) during the year.*

- 2 If there are any significant social or environmental concerns and/or risks arising from production or disposal of your products / services, as identified in the Life Cycle Perspective / Assessments (LCA) or through any other means, briefly describe the same along-with action taken to mitigate the same.

S. No.	Name of Product / Service	Description of the risk / concern	Action Taken
--------	---------------------------	-----------------------------------	--------------

No significant impact identified towards environment during the Cradle to Grave – Life Cycle Assessment study of the products – Sugar and Ethanol. In fact the results indicate that the products of the Company are having negative emissions, please refer to page no 70 of the Annual report.

- 3 Percentage of recycled or reused input material to total material (by value) used in production (for manufacturing industry) or providing services (for service industry). <sup>[GRI 301-2]</sup>

Indicate input material	Recycled or re-used input material to total material	
	FY 2023-24	FY 2022-23
<p>It is difficult to quantify the amount of reused or recycled input material due to the below reasons:</p> <ul style="list-style-type: none"> <li>• Water coming through incoming raw material i.e. cane is recycled and reused to the maximum extent to minimize ground water extraction.</li> <li>• Similarly, fibre coming through input raw material i.e cane is also completely used as fuel for generation of steam and power.</li> <li>• Our packing materials used for bagging sugar materials are also recycled through our authorized vendor.</li> </ul>	NA	NA

- 4 Of the products and packaging reclaimed at end of life of products, amount (in metric tonnes) reused, recycled, and safely disposed, as per the following format: <sup>[GRI 301-3]</sup>

Particulars	FY 2023-24			FY 2022-23		
	Re-Used	Recycled	Safely Disposed	Re-Used	Recycled	Safely Disposed
Plastics (including packaging)	0	4057.15	0	0	10371.18	0
E-waste	0	5.49	0	0	5.16	0
Hazardous waste	0	32.08	0	0	14.71	0
Other waste	9562.16	0	32166.05	10116.28	0	34988.35

\* Note: Certain wastes have been re-categorised and accordingly the last year figures have been re-stated.

- 5 Reclaimed products and their packaging materials (as percentage of products sold) for each product category <sup>[GRI 301-3]</sup>

S. No.	Indicate product category	Reclaimed products and their packaging materials as % of total products sold in respective category
1		Not Applicable

**PRINCIPLE 3** Businesses should respect and promote the well-being of all employees, including those in their value chains



**Essential Indicators**

1. a. Details of measures for the well-being of employees: <sup>[GRI 401-2]</sup>

Category	% of employees covered by										
	Total (A)	Health insurance		Accident insurance		Maternity Benefits		Paternity Benefits		Day Care facilities	
		Number (B)	% (B/A)	Number (C)	% (C/A)	Number (D)	% (D/A)	Number (E)	% (E/A)	Number (F)	% (F/A)
<b>Permanent Employees</b>											
Male	1423	1423	100	1423	100	0	0	0	0	0	0
Female	12	12	100	12	100	12	100	0	0	0	0
<b>Total</b>	<b>1435</b>	<b>1435</b>	<b>100</b>	<b>1435</b>	<b>100</b>	<b>12</b>	<b>0.84</b>	<b>0</b>	<b>0</b>	<b>0</b>	<b>0</b>
<b>Other than Permanent Employees</b>											
Male	13	0	0	0	0	0	0	0	0	0	0
Female	1	0	0	0	0	0	0	0	0	0	0
<b>Total</b>	<b>14</b>	<b>0</b>	<b>0</b>	<b>0</b>	<b>0</b>	<b>0</b>	<b>0</b>	<b>0</b>	<b>0</b>	<b>0</b>	<b>0</b>

b. Details of measures for the well-being of workers: <sup>[GRI 403-8]</sup>

Category	% of employees covered by										
	Total (A)	Health insurance		Accident insurance		Maternity Benefits		Paternity Benefits		Day Care facilities	
		Number (B)	% (B/A)	Number (C)	% (C/A)	Number (D)	% (D/A)	Number (E)	% (E/A)	Number (F)	% (F/A)
<b>Permanent workers</b>											
Male	4610	4610	100	4610	100	0	0	0	0	0	0
Female	11	11	100	11	100	11	100	0	0	0	0
<b>Total</b>	<b>4621</b>	<b>4621</b>	<b>100</b>	<b>4621</b>	<b>100</b>	<b>11</b>	<b>0.24</b>	<b>0</b>	<b>0</b>	<b>0</b>	<b>0</b>
<b>Other than Permanent workers</b>											
Male	3218	0	0	3153	97.98	0	0	0	0	0	0
Female	32	0	0	32	100	32	100	0	0	0	0
<b>Total</b>	<b>3250</b>	<b>0</b>	<b>0</b>	<b>3185</b>	<b>98</b>	<b>32</b>	<b>0.98</b>	<b>0</b>	<b>0</b>	<b>0</b>	<b>0</b>

GRI 401-2, GRI 403-8

- c. Spending on measures towards well-being of employees and workers (including permanent and other than permanent) in the following format:

Particulars	FY 2023-24 (Current Financial Year)	FY 2022-23 (Previous Financial Year)
Cost incurred on well-being measures as a % of total revenue of the Company	0.26%	0.26%

2. Details of retirement benefits, for Current FY and Previous Financial Year <sup>[GRI 201-3]</sup>

Benefits	FY 2023-24			FY 2022-23		
	No. of employees covered as a % of total employees. (CY)	No. of workers covered as a % of total workers. (CY)	Deducted and deposited with the authority (Y/N/N.A.). (CY)	No. of employees covered as a % of total employees. (PY)	No. of workers covered as a % of total workers. (PY)	Deducted and deposited with the authority (Y/N/N.A.). (PY)
PF	100	100	Yes	100	100	Yes
Gratuity	100	100	Yes	100	100	NA
ESI	0	0.20	Yes	0	0.44	Yes
Others – please specify	NA	NA	NA	NA	NA	Yes

3. Accessibility of workplaces

Are the premises / offices of the entity accessible to differently abled employees and workers, as per the requirements of the Rights of Persons with Disabilities Act, 2016? If not, whether any steps are being taken by the entity in this regard-

While currently our establishments do have some provisions for differently abled persons, we are committed to improving our facilities and making them more inclusive gradually. Here are some steps, we as an entity are working on to make our premises more accessible in future:

- Providing easy access for wheelchair users.
- Widening doorways to accommodate wheelchairs and other mobility aids.
- Training and Awareness programs designed for educating staff about inclusivity and interacting with differently-abled colleagues with the intent to benefit the employees by creating a more inclusive environment for everyone who joins the organisation.

4. Does the entity have an equal opportunity policy as per the Rights of Persons with Disabilities Act, 2016? If so, provide a web-link to the policy-

Yes, we are committed to ensuring equal opportunities for all individuals including differently abled for career progression and professional growth, regardless of their background, identity or gender. Although we have not yet created a formal equal opportunity policy, but we have covered it under our Code of Conduct policy as part of our commitment for creating a diverse and inclusive workplace. We are committed in providing fair remuneration to all employees, ensuring that compensation packages are equitable, competitive and commensurate with the nature of the work performed as well as the skills, qualifications and experience of the individual.

You can find the link to our Code of Conduct below:

[https://chini.com/wp-content/uploads/2022/08/Code\\_of\\_Conduct.pdf](https://chini.com/wp-content/uploads/2022/08/Code_of_Conduct.pdf)

5. Return to work and Retention rates of permanent employees and workers that took parental leave <sup>[GRI 401-3]</sup>

Gender	Permanent Employees		Permanent workers	
	Return to work rate	Retention rate	Return to work rate	Retention rate
Male	NA	NA	NA	NA
Female	100%	100%	100%	100%
<b>Total</b>	<b>100%</b>	<b>100%</b>	<b>100%</b>	<b>100%</b>

Parental leave includes both maternity and paternity leaves. However, we only have the policy for maternity leaves.

6. Is there a mechanism available to receive and redress grievances for the following categories of employees and worker? If yes, give details of the mechanism in brief. <sup>[GRI 2-25]</sup>

Category	Yes/No	(If Yes, then give details of the mechanism in brief)
Permanent Workers	YES	<p>The Company's has a Vigil Mechanism Policy which is also called Whistle Blower Policy. It is applicable to all directors and employees to report concerns or misconduct on violation of the code of the conduct through vigil mechanism, a secured reporting mechanism administered by the Chairman of the Audit Committee.</p> <p>If the Whistle Blower believes that there is a conflict of interest between the Competent Authority and the Whistle Blower, he/she may send his/her protected disclosure directly to the Chairman of the Audit Committee. The Company's Vigil Mechanism Policy is available at <a href="https://chini.com/wp-content/uploads/2022/08/Vigil_Mechanism_Policy.pdf">https://chini.com/wp-content/uploads/2022/08/Vigil_Mechanism_Policy.pdf</a></p> <p>Further, a Grievance Redressal Forum has been established in order to provide a platform for open discussion for settling all workplace related grievances at the local level with the involvement of labour representatives and the management. The Company ensures confidentiality in the entire process of grievance redressal protecting the identity and grievance related information.</p>
Other than Permanent Workers		
Permanent Employees		
Other than Permanent Employees		

7. Membership of employees and worker in association(s) or Unions recognised by the listed entity <sup>[GRI 2-30]</sup>

Category	FY 2023-24			FY 2022-23		
	Total employees / workers in respective category (A)	No. of employees /workers in respective category, who are part of association(s) or Union (B)	% (B/ A)	Total employees / workers in respective category (C)	No. of employees / workers in respective category, who are part of association(s) or Union (D)	% (D/C)
<b>Total Permanent Employees</b>	1435	0	0.00%	1454	0	0.00%
- Male	1423	0	0.00%	1447	0	0.00%
- Female	12	0	0.00%	7	0	0.00%
<b>Total Permanent Workers</b>	4621	1626	35.19%	4816	1547	32.12%
- Male	4610	1624	35.23%	4806	1545	32.14%
- Female	11	2	18.18%	10	2	20.00%



## 8. Details of training given to employees and workers <sup>[GRI 404-2]</sup>

Category	FY 2023-24					FY 2022-23				
	Total (A)	On Health and safety measures		On Skill upgradation		Total (D)	On Health and safety measures		On Skill upgradation	
		Number (B)	% (B/A)	Number (C)	% (C/A)		Number (E)	% (E/D)	Number (F)	% (F/D)
<b>Employees</b>										
Male	1436	775	53.97%	1019	70.96%	1447	1102	76.00%	1405	97.00%
Female	13	3	23.08%	2	15.39%	7	0	0.00%	1	14.00%
<b>Total</b>	<b>1449</b>	<b>778</b>	<b>53.69%</b>	<b>1021</b>	<b>70.46%</b>	<b>1454</b>	<b>1102</b>	<b>76.00%</b>	<b>1406</b>	<b>97.00%</b>
<b>Workers</b>										
Male	7828	2066	26.39%	2174	27.77%	6401	4150	65.00%	2801	44.00%
Female	43	4	9.30%	6	13.95%	10	10	100%	6	60.00%
<b>Total</b>	<b>7871</b>	<b>2070</b>	<b>26.30%</b>	<b>2180</b>	<b>27.70%</b>	<b>6411</b>	<b>4160</b>	<b>65.00%</b>	<b>2807</b>	<b>44.00%</b>

Notes:

1. SGS India Private Limited, an external agency has carried out independent assessment/evaluation.

## 9. Details of performance and career development reviews of employees and worker <sup>[GRI 404-3]</sup>

Category	FY 2023-24			FY 2022-23		
	Total (A)	No. (B)	% (B / A)	Total (C)	No. (D)	% (D / C)
<b>Employees</b>						
Male	1436	1370	95.40%	1447	1447	100.00%
Female	13	6	46.15%	7	6	86.00%
<b>Total</b>	<b>1449</b>	<b>1376</b>	<b>94.96%</b>	<b>1454</b>	<b>1453</b>	<b>99.00%</b>
<b>Workers</b>						
Male	7828	6904	88.20%	6401	3481	54.38%
Female	43	39	90.70%	10	0	0.00%
<b>Total</b>	<b>7871</b>	<b>6943</b>	<b>88.21%</b>	<b>6411</b>	<b>3481</b>	<b>54.30%</b>

## 10. Health and safety management system:

- a. Whether an occupational health and safety management system has been implemented by the entity? (Yes/ No). If yes, the coverage such system? <sup>[GRI 403-1, GRI 403-3, GRI 403-6]</sup>

BCML follows an occupational Health Safety Management System (HSMS) for minimizing risks and fostering a safe working environment at all our site locations. All the BCML's policies are aligned to the National Guidelines for Responsible Business Conduct (NGRBC's) along with globally recognized standards such as ISO 9000, 14000, and 45001, principles of the United Nations Global Compact (UNGC), International Labour Organization (ILO), and the United Nations Sustainable Development Goals (UN SDGs).

The key steps, BCML follows to implement an effective Health and Safety Management System (HSMS) include:

- 1. Planning Phase (PLAN):** Have established a health and safety management standard based on overall risk assessment and statutory requirements.
- 2. Performance Phase (DO):** Prepared action plans and implementing the plans to achieve the objectives and standards.

3. **Performance Assessment Phase (CHECK):** Tracking the progress against identified KPIs periodically to measure progress with plans and compliance with standards.
4. **Performance Improvement Phase (ACT):** Continuously evaluate, analyse and improve the HSMS system. Systematically assessing hazards and implementing risk control measures, has helped BCML to continually reduce workplace injuries and incidents, improve compliance with regulations, improvement in employee confidence, enhance Company's reputation and reduced costs.

Additionally, BCML is also in the process of attaining the ISO 45001:2018 certification with an aim to provide a framework to manage risks and improve occupational health and safety (OH&S) performance. By attaining this certification, we aim to attain leadership commitment, worker participation, hazard identification, risk assessment, legal compliance, emergency planning, incident investigation and continual improvement.

- b. **What are the processes used to identify work-related hazards and assess risks on a routine and non-routine basis by the entity?** <sup>[GRI 403-2]</sup>

BCML employs a comprehensive approach to identify work-related hazards and assess risks on both routine and non-routine bases. This includes regular workplace inspections to identify hazards and ensure safety compliance. Incident reports and near-miss events are analyzed to prevent future occurrences. Routine hazard identification and risk assessment exercises are conducted to proactively mitigate risks. Job safety analysis techniques are used to evaluate the safety of specific tasks, identifying and mitigating hazards at each step. Regular consultations with employees and safety committees gather insights and develop effective risk mitigation strategies.

Additionally, BCML continuously monitors and evaluates changes in work processes or conditions to identify new hazards or risks, ensuring that safety measures are updated and adapted to the evolving work environment. This integrated approach ensures a thorough and dynamic method of maintaining workplace safety.

- c. **Whether you have processes for workers to report the work-related hazards and to remove themselves from such risks. (Y/N)** <sup>[GRI 403-4, GRI 403-5]</sup>

Yes. BCML has established a robust system designed to encourage workers to promptly report work-related hazards and empower them to remove themselves from risky situations. This system features clear and accessible reporting channels, including confidential options, to ensure that workers feel secure in raising their concerns. Awareness campaigns are regularly conducted to foster a strong culture of reporting, emphasizing the importance of proactive hazard identification and communication. The system also guarantees non-retaliation, assuring workers that they will not face any negative consequences for reporting safety issues. Employees are actively encouraged to prioritize their well-being and take immediate action to remove themselves from any identified risks, halting work activities if necessary until appropriate safety measures are implemented. This comprehensive approach not only promotes a safer work environment but also instils confidence in workers to actively participate in maintaining workplace safety.

- d. **Do the employees/ worker of the entity have access to non-occupational medical and healthcare services? (Yes/ No)** <sup>[GRI 403-7]</sup>

Access to non-occupational medical and healthcare services is essential for employees' well-being. Here are some key non-occupational medical and healthcare services provided by BCML.

- **Non-Occupational Medical Leave:** BCML provides its employees time off due to their own health conditions (not work-related), categorised as non-occupational medical leave. Reasons for such leave may include accidents, injuries, illnesses or pregnancy-related, etc.
- **Return-to-Work Programs:** Encouraging employees to return to work (even in a limited capacity) soon after an injury or illness or parental leave.

---

GRI 403-2, GRI 403-4, GRI 403-5, GRI 403-7

- **Integrated Health and Disability Management:** Coordinating health and disability programs to reduce costs.
- **Wellness Initiatives:** Promoting employee health and taking preventive actions.
- **Medicclaim policies:** Also known as health insurance policies, are offered by companies to provide financial coverage for medical expenses.
- **Third-Party Administrators:** Carefully selecting and managing third-party administrators to handle claims.

#### 11. Details of safety related incidents, in the following format:

Safety Incident/Number	Category*	FY 2023-24	FY 2022-23
Lost Time Injury Frequency Rate (LTIFR) (per one million-person hours worked)	Employees	0.57	0.55
	Workers	0	0
Total recordable work-related injuries <sup>[GRI 403-9]</sup>	Employees	4	11
	Workers	0	0
No. of fatalities	Employees	0	0
	Workers	8	2
High consequence work-related injury or ill-health (excluding fatalities) <sup>[GRI 403-10]</sup>	Employees	0	0
	Workers	0	0

Notes: 1. Including the contractual workforce

2. SGS India Private Limited, an external agency has carried out independent assessment/evaluation.

#### 12. Describe the measures taken by the entity to ensure a safe and healthy work place

BCML understands that ensuring a safe and healthy workplace is crucial for employee well-being and productivity. Here are some processes we have in place:

- Information disbursal on safe and healthy work environment via regular training sessions and signages.
- Set well defined and measurable Safety Goals: BCML tracks and monitors the progress around safety goals regularly and creates action plans for continuous improvement.
- The Company has an employee health & safety senior officer to supervise safety initiatives across all its units. Each unit has under him dedicated and qualified safety professionals supported by fire officer and fire men in each unit.
- The Company defined safety indicators (leading, current and lagging) to report each incident, unsafe behaviour, near - miss, accident case, loss of work, medical treatment, disaster and bottlenecking.
- The Company defined safety training criteria and prepares safety modules. It mandated safety inductions as compulsory for employees, following this the Company defined around 12 kind of safety modules.
- The Company's unit safety committee comprises of workers and senior management, which met once in each quarter to discuss safety agenda.
- The senior management met plant workers before the closure of the sugar season to identify safety concerns.
- The Company conducted mock drills according to the statutory requirements.

#### 13. Number of Complaints on the following made by employees and workers <sup>[GRI 2-25]</sup>

	FY 2023-24			FY 2022-23		
	Filed during the year	Pending resolution at the end of year	Remarks	Filed during the year	Pending resolution at the end of year	Remarks
Working Conditions	0	0	-	0	0	-
Health & Safety	0	0	-	0	0	-

14. Assessments for the year:

Category	% of your plants and offices that were assessed (by entity or statutory authorities or third parties)
Health and safety practices	100%
Working Conditions	100%

15. Provide details of any corrective action taken or underway to address safety-related incidents (if any) and on significant risks / concerns arising from assessments of health & safety practices and working conditions

There are no such corrective action underway to address safety-related incidents (if any) and on significant risks / concerns arising from assessment of health & safety practices and working conditions in the recent past.

However, while addressing safety-related incidents in the workplace, BCML proactively ensures the following corrective actions to prevent future occurrences and improve safety standards.

1. Investigation of Incidents:

- Employers investigate incidents (including near miss incidents) to identify hazards and shortcomings in safety programs.
- The focus is on root causes, not blame to improve workplace morale and productivity.
- Managers and employees collaborate for a comprehensive understanding.

2. Root Cause Analysis (RCA):

- Look beyond immediate causes (e.g., carelessness) to discover underlying factors.
- Ask why a shortcoming existed and why it wasn't addressed earlier.
- Factors may include equipment issues, outdated procedures or inadequate training.

3. Develop Corrective Action Plans (CAPA):

- Based on investigation findings, create a plan to address identified deficiencies.
- Corrective actions can be immediate (eliminating hazards) or long-term (policy revisions).

4. Evaluate Effectiveness of CAPA periodically:

- Implement the corrective action plan.
- Continuously assess its effectiveness through periodic evaluations.

Leadership Indicators

1. Does the entity extend any life insurance or any compensatory package in the event of death of (A) Employees (Y/N) (B) Workers (Y/N)-

Yes, the Company has provision for life insurance for all workers & employees and the provisions extends till the event of death as part of their compensation packages. It covers:

1. **Life Insurance as an Employee Benefit:** Provides financial protection to their families in the event of the employee's death demonstrating care for employees' financial well-being and helps us to enhance retention.
2. **Coverage Considerations:** The type and amount of coverage vary based on existing company policies, hierarchy and budget constraints.
3. **Administration and Vendors:** We have assigned suitable insurance vendors that ensure proper administration plans.

2. Provide the measures undertaken by the entity to ensure that statutory dues have been deducted and deposited by the value chain partners-

Ensuring that statutory dues are correctly deducted and deposited by value chain partners is crucial for compliance and ethical business practices of BCML. The concerned team cross verified the deduction and payment of statutory dues within the stipulated time limit.

Here are some measures that entities often take:

1. Internal Controls and Audits:

- Regular internal audits were undertaken to assess whether value chain partners comply with statutory dues.
- These audits verify that partners have appropriately deducted and deposited dues such as Provident Fund, Income Tax, GST, and other applicable statutory payments.

2. Supplier Code of Conduct:

- BCML has an updated policy in place to emphasize labour law compliance to value chain partners through a Supplier Code of Conduct. The code outlines expectations related to statutory dues, safety practices and working conditions.

3. Provide the number of employees / workers having suffered high consequence work-related injury / ill-health / fatalities (as reported in Q11 of Essential Indicators above), who have been are rehabilitated and placed in suitable employment or whose family members have been placed in suitable employment:

	Total no. of affected employees/ workers		No. of employees/workers that are rehabilitated and placed in suitable employment or whose family members have been placed in suitable employment	
	FY 2023-24	FY 2022-23	FY 2023-24	FY 2022-23
Employees	0	0	0	0
Workers	2	2	2	0

4. Does the entity provide transition assistance programs to facilitate continued employability and the management of career endings resulting from retirement or termination of employment? (Yes/ No)-

No

5. Details on assessment of value chain partners:

Category	% of value chain partners (by value of business done with such partners) that were assessed
Health and safety practices	Not Available
Working Conditions	Not Available

6. Provide details of any corrective actions taken or underway to address significant risks / concerns arising from assessments of health and safety practices and working conditions of value chain partners-

Not Applicable



## PRINCIPLE 4: Businesses should respect the interests of and be responsive to all its stakeholders



### Essential Indicators

#### 1. Describe the processes for identifying key stakeholder groups of the entity-

BCML identified stakeholders from key groups relevant to its business, such as employees, vendors, government bodies, shareholders, customers, and local communities. The Company conducted a comprehensive stakeholder engagement exercise to engage with prioritized stakeholders from each group, allowing for the collection of valuable insights into their concerns and feedback. This exercise was instrumental in understanding the specific needs and expectations of each stakeholder group. Based on the feedback received, BCML developed tailored action plans to address these expectations effectively. The concerns and expectations of stakeholders play a crucial role in the Company's materiality assessment, guiding the development of both short and long-term business goals. This process ensures that BCML's strategic objectives are aligned with the interests of its stakeholders, fostering a more responsive and responsible business approach.

#### 2. List stakeholder groups identified as key for your entity and the frequency of engagement with each stakeholder group <sup>(GRI 2-29, GRI 407-1)</sup>

S. No.	Stakeholder Group	Whether identified as Vulnerable & Marginalized Group (Yes/ No)	Channels of communication (Emails, SMS, Newspapers, Pamphlets, Advertisement, Community meetings, Notice Board, Website)	Frequency of engagement (Annually/ Half yearly/ Quarterly/ others)- Please specify	Purpose and scope of engagement including key topics and concerns raised during such engagements
1	Government & Regulatory Authorities	No	<ul style="list-style-type: none"> <li>Submission of compliance reports</li> <li>Communication with regulatory Bodies</li> <li>Formal Dialogues</li> <li>Advocacy meetings through associates</li> </ul>	Annually/ On-going/ need based	<ul style="list-style-type: none"> <li>Taxes and Charges</li> <li>Timely disclosures</li> <li>Compliance with laws and regulations</li> <li>Policy advocacy and membership with industry bodies</li> </ul>
2	Shareholders	No	<ul style="list-style-type: none"> <li>Company website</li> <li>One-to-one meeting</li> <li>Annual General Meeting</li> <li>Investor/Analyst meet</li> <li>Quarterly results</li> <li>Stock Exchange updates</li> </ul>	Annually/ Quarterly/need based	<ul style="list-style-type: none"> <li>ESG performance</li> <li>Financial performance</li> <li>Future approach and projects</li> <li>Disclosures in the public domain</li> <li>Sustainable growth of business and profitability</li> <li>Sound corporate governance mechanisms</li> <li>Ethics and compliance</li> <li>Economic Performance</li> </ul>
3	Employees	No	<ul style="list-style-type: none"> <li>Awareness training</li> <li>Performance appraisals</li> <li>Annual employee satisfaction survey</li> <li>Grievance redressal mechanism</li> <li>Email Communication / newsletters</li> </ul>	Annually/ On-going/ need based	<ul style="list-style-type: none"> <li>Occupational health and safety</li> <li>Rewards and recognition</li> <li>Personal development and growth</li> <li>Empowering work environment</li> <li>Diversity at the workplace (gender, ethnicity and differently abled)</li> <li>Training and capacity building</li> <li>Code of Conduct and corporate policies</li> <li>Career planning and Development</li> <li>Market-based compensation, benefits and amenities</li> <li>Employee welfare programs</li> <li>Collective bargaining/ freedom of association</li> </ul>

GRI 2-29, GRI 407-1

S. No.	Stakeholder Group	Whether identified as Vulnerable & Marginalized Group (Yes/ No)	Channels of communication (Emails, SMS, Newspapers, Pamphlets, Advertisement, Community meetings, Notice Board, Website)	Frequency of engagement (Annually/ Half yearly/ Quarterly/ others)- Please specify	Purpose and scope of engagement including key topics and concerns raised during such engagements
4	Vendors (including farmers)	No	<ul style="list-style-type: none"> <li>• Vendor meets</li> <li>• Training and awareness Programs</li> <li>• Pre-onboarding &amp; Periodic Assessments</li> <li>• Balram App</li> <li>• Balrampur Kisan Suvidha Portal</li> <li>• Visits by cane personnel</li> <li>• Video, trainings and demonstration</li> <li>• Email Communication / newsletters</li> </ul>	Annually/ On-going/ need based	<ul style="list-style-type: none"> <li>• Planning &amp; Execution of work orders</li> <li>• Innovation &amp; product development</li> <li>• Communication &amp; engagement on sourcing plans</li> <li>• Sustainable sugar cane production and sourcing</li> <li>• Suppliers assessment and training</li> <li>• Access to latest farming technique and smart agriculture</li> <li>• Social accountability</li> <li>• Mitigate climate agricultural risk associated with agri-production</li> </ul>
5	Customers	No	<ul style="list-style-type: none"> <li>• Market surveys</li> <li>• Website, emails, social media</li> <li>• Forums, meets</li> </ul>	Annually/ On-going/ need based	<ul style="list-style-type: none"> <li>• Customer satisfaction</li> <li>• Product and service quality</li> <li>• Complaint resolution</li> <li>• On-time delivery</li> <li>• Product safety</li> </ul>
6	Communities	Yes	<ul style="list-style-type: none"> <li>• Community outreach programs</li> <li>• Impact assessment partner's visit</li> <li>• In-person meetings; Monitoring personnel visits</li> </ul>	Annually/ On-going/ need based	<ul style="list-style-type: none"> <li>• Engagement and involvement in decision making</li> <li>• Investment in local communities</li> <li>• Livelihood and Women empowerment</li> </ul>

## Leadership Indicators

### 1. Provide the processes for consultation between stakeholders and the Board on economic, environmental, and social topics or if consultation is delegated, how is feedback from such consultations provided to the Board <sup>(GRI 2-12)</sup>

BCML is dedicated to continually addressing the concerns that are most significant to its stakeholders and its business, especially in this rapidly evolving environment. Recognizing and understanding these challenges is a priority, as it allows the Company to define its strategic priorities and effectively communicate with stakeholders about the issues that matter most to them. By engaging with various stakeholder groups, BCML gains valuable insights into their perspectives and concerns regarding key issues. This engagement helps the Company to clearly define these critical elements and develop a roadmap for long-term value creation. Through this thorough assessment, the most material components are identified and prioritized, ensuring that BCML's strategic planning is aligned with stakeholder expectations and focused on sustainable growth.

- Whether stakeholder consultation is used to support the identification and management of environmental, and social topics (Yes / No). If so, provide details of instances as to how the inputs received from stakeholders on these topics were incorporated into policies and activities of the entity-

Stakeholder consultation is essential to BCML's operations, reflecting the Company's commitment towards addressing and safeguarding the interests and concerns of its stakeholders. This involves identifying key issues that are material to their business. BCML ensures this commitment by investing in environmentally friendly processes and technologies that helps to mitigate and minimize negative impacts. For one of its key stakeholder group, the farmers, BCML has taken significant steps to address their concerns by improving their standard of living through various initiatives including payment of cane before the due time. These efforts demonstrate BCML's dedication to fostering strong, positive relationships with its stakeholders while promoting sustainable and responsible business practices.

- Provide details of instances of engagement with, and actions taken to, address the concerns of vulnerable/ marginalized stakeholder groups-

The Company regularly interacts with vulnerable and marginalized groups in local communities, striving to maintain positive relationships and address their concerns effectively. An appropriate grievance redressal mechanism is in place to resolve any grievances that arise. BCML has implemented various initiatives to support them, including providing agricultural inputs, promoting awareness and enhancing livelihoods through rural development programmes. This comprehensive approach highlights BCML's commitment in fostering strong, positive relationships with farmers and contributing to their overall well-being.

## PRINCIPLE 5 Businesses should respect and promote human rights



### Essential Indicators

- Employees and workers who have been provided training on human rights issues and policy(ies) of the entity, in the following format <sup>[GRI 410-1]</sup>

Category	FY 2023-24			FY 2022-23		
	Total (A)	No. of employees / workers covered (B)	% (B / A)	Total (C)	No. of employees / workers covered (D)	% (D/C)
<b>Employees</b>						
Permanent	1435	1435	100	1454	1454	100.00
Other than permanent	14	14	100	0	0	0.00
<b>Total Employees</b>	<b>1449</b>	<b>1449</b>	<b>100</b>	<b>1454</b>	<b>1454</b>	<b>100.00</b>
<b>Workers</b>						
Permanent	4621	4621	100	4816	4816	100.00
Other than permanent	3250	1301	40.03	0	0	0.00
<b>Total Workers</b>	<b>7871</b>	<b>5922</b>	<b>75.24</b>	<b>4816</b>	<b>4816</b>	<b>100.00</b>

GRI 410-1

2. Details of minimum wages paid to employees, in the following format <sup>[GRI 405-2, GRI 202-1]</sup>

Category	FY 2023-24					FY 2022-23				
	Total (A)	Equal to Minimum Wage		More than Minimum Wage		Total (D)	Equal to Minimum Wage		More than Minimum Wage	
		No. (B)	% (B/A)	Number (C)	% (C/A)		Number (E)	% (E/D)	Number (F)	% (F/D)
<b>Employees</b>										
<b>Permanent</b>										
Male	1423	0	0%	1423	100%	1447	1447	100%	0	0.00%
Female	12	0	0%	12	100%	7	7	100%	0	0.00%
<b>Other than Permanent</b>										
Male	13	0	0%	13	100%	0	0	0%	0	0.00%
Female	1	0	0%	1	100%	0	0	0%	0	0.00%
<b>Workers</b>										
<b>Permanent</b>										
Male	4610	1222	26.51%	3388	73.49%	6401	6401	100%	0	0.00%
Female	11	8	72.73%	3	27.27%	10	10	100%	0	0.00%
<b>Other than Permanent</b>										
Male	3218	1535	47.70%	1683	52.30%	0	0	0%	0	0.00%
Female	32	31	96.88%	1	3.12%	0	0	0%	0	0.00%

3. Details of remuneration/salary/wages

a. Median remuneration / wages <sup>[GRI 2-19, GRI 2-21, GRI 405-2]</sup>

	Male		Female	
	Number	Median remuneration/ salary/ wages of respective category	Number	Median remuneration/ salary/ wages of respective category
Board of Directors (BoD)	6	38,38,000	3	30,03,000
Key Managerial Personnel	4	1,66,77,087	1	66,00,000
Employees other than BoD and KMP	1419	9,52,461	11	9,47,396
Workers	4610	3,60,716	11	3,52,468

b. Gross wages paid to females as % of total wages paid by the entity, in the following format:

Particulars	Current Financial Year	Previous Financial Year
Gross wages paid to females as % of total wages	0.27	0.16

4. Do you have a focal point (Individual/ Committee) responsible for addressing human rights impacts or issues caused or contributed to by the business? (Yes/No) <sup>[GRI 2-13]</sup>

Yes, BCML has developed an extensive Human Rights policy designed to address and manage human rights impacts, issues and related concerns. To effectively handle employee grievances regarding the Company's policies and work environment, BCML has put in place a robust Grievance Redressal mechanism. Furthermore, the Company has established a dedicated policy aimed at preventing sexual harassment, ensuring a safe and respectful workplace for all employees. Reported incidents of sexual harassment are rigorously investigated by the Internal Complaints Committee, highlighting BCML's strong commitment for upholding a workplace free from harassment. This approach underscores the Company's dedication for creating a secure, fair and inclusive environment for its workforce.

5. Describe the internal mechanisms in place to redress grievances related to human rights issues <sup>[GRI 2-25]</sup>

BCML has established comprehensive internal mechanisms to effectively address and resolve grievances related to human rights issues. These mechanisms include designated channels for reporting grievances, such as specific email addresses, which ensure confidentiality and provide the option for anonymity, if preferred. The Company has a dedicated grievance redressal team or committee tasked with promptly investigating and addressing any reported concerns. Employees and stakeholders receive clear guidance on how to access these mechanisms and are assured of protection against any form of retaliation for reporting human rights issues. Additionally, BCML conducts regular communication and awareness programs to ensure that all employees are well-informed about the grievance redressal processes, thereby fostering a culture of respect for human rights within the organization. This proactive approach underscores BCML's commitment towards maintaining a fair, respectful and safe working environment.

6. Number of Complaints on the following made by employees and workers <sup>[GRI 406-1]</sup>

Category	FY 2023-24			FY 2022-23		
	Filed during the year	Pending resolution at the end of the year	Remarks	Filed during the year	Pending resolution at the end of the year	Remarks
Sexual Harassment	0	0	-	0	0	-
Discrimination at workplace	0	0	-	0	0	-
Child Labour <sup>[GRI 408-1]</sup>	0	0	-	0	0	-
Forced Labour/Involuntary Labour <sup>[GRI 409-1]</sup>	0	0	-	0	0	-
Wages	0	0	-	0	0	-
Other human rights related issues	0	0	-	0	0	-

7. Complaints filed under the Sexual Harassment of Women at Workplace (Prevention, Prohibition and Redressal) Act, 2013, in the following format:

Parameter	FY 2023-24 Current Financial Year	FY 2022-23 Previous Financial Year
Total Complaints reported under Sexual Harassment on of Women at Workplace (Prevention, Prohibition and Redressal) Act, 2013 (POSH)	0	0
Complaints on POSH as a % of female employees / workers	0	0
Complaints on POSH upheld	0	0

8. Mechanisms to prevent adverse consequences to the complainant in discrimination and harassment cases <sup>[GRI 2-25]</sup>

BCML has established a robust Whistle Blower policy to ensure transparency and ethical business conduct, allowing all employees and management to voice their concerns without fear. The Company has implemented specific measures to protect complainants in cases of discrimination and harassment, strictly prohibiting retaliation against those who report or provide information on such issues. This includes ensuring the complete protection of whistleblowers from any unfair practices. The Company has instituted strict confidentiality protocols to protect the identity of the complainant, conducts thorough and impartial investigations and provides support and resources throughout the process. Additionally, the Company offers alternative work arrangements if needed and takes appropriate disciplinary action against perpetrators, if allegations are substantiated. Open lines of communication are maintained to address any concerns or additional support required during and after the resolution of the case, ensuring a safe and supportive environment for all employees.

9. Do human rights requirements form part of your business agreements and contracts? (Yes/No)

Yes, BCML expects its suppliers, vendors and contractors to uphold the same high standards of ethical conduct that the Company maintains internally. This includes adhering to human rights principles, such as the prohibition of child labour, forced labour and discrimination. BCML engages in transparent and fair procurement practices and actively monitors the human rights performance

GRI 2-25, GRI 406-1, GRI 408-1, GRI 409-1



of its suppliers, vendors and contractors. The principles and guidelines outlined in BCML’s Code of Conduct emphasize the importance of various human rights aspects and ensure that all stakeholders respect these principles. Any matters related to human rights are effectively addressed by the relevant departments, ensuring a commitment to ethical conduct and respect for human rights throughout the supply chain.

**10. Assessments for the year:**

Category	% of your plants and offices that were assessed (by entity or statutory authorities or third parties)
Child labour	100%
Forced/involuntary labour	100%
Sexual harassment	100%
Discrimination at workplace	100%
Wages	100%
Others – please specify	NA

**11. Provide details of any corrective actions taken or underway to address significant risks / concerns arising from the assessments at Question 10 above <sup>[GRI 2-27]</sup>**

No such significant risk identified by the Company.

**Leadership Indicators**

**1. Details of a business process being modified / introduced as a result of addressing human rights grievances/complaints-**

No such business process being modified / introduced as a result of addressing human rights grievances/complaints.

**2. Details of the scope and coverage of any Human rights due-diligence conducted-**

No such Human rights due-diligence has been conducted as yet.

**3. Is the premise/office of the entity accessible to differently abled visitors, as per the requirements of the Rights of Persons with Disabilities Act, 2016?**

Yes, the premise/office of the entity accessible to differently abled visitors, and we are further working towards improving the infrastructure.

**4. Details on assessment of value chain partners: <sup>[GRI 414-1]</sup>**

Category	% of value chain partners (by value of business done with such partners) that were assessed
Sexual Harassment	The Company has initiated the assessment of value chain partners on the listed parameters.
Discrimination at workplace	
Child Labour	
Forced Labour/Involuntary Labour	
Wages	
Others – please specify	

**5. Provide details of any corrective actions taken or underway to address significant risks / concerns arising from the assessments at Question 4 above. <sup>[GRI 414-2]</sup>**

Not Applicable

GRI 2-27, GRI 414-1, GRI 414-2

## PRINCIPLE 6: Businesses should respect and make efforts to protect and restore the environment



## PRINCIPLE 6: Businesses should respect and make efforts to protect and restore the environment

### Essential Indicators

1. Details of total energy consumption (in Joules or multiples) and energy intensity, in the following format <sup>(GRI 302-1, GRI 302-2, GRI 302-3, GRI 302-4)</sup>

Parameter	FY 2023-24	FY 2022-23
<b>From renewable sources</b>		
Total electricity consumption (A)	-	-
Total fuel consumption (B)	29,721,662.47	24,790,023.82
Energy consumption through other sources (C)	-	-
<b>Total energy consumed from renewable sources (A+B+C)</b>	<b>29,721,662.47</b>	<b>24,790,023.82</b>
<b>From non-renewable sources</b>		
Total electricity consumption (D)	13,482.57	-
Total fuel consumption (E)	23,263.21	19,864.25
Energy consumption through other sources (F)	-	-
<b>Total energy consumed from non-renewable sources (D+E+F)</b>	<b>36,745.78</b>	<b>19,864.25</b>
Total energy consumption (A+B+C+D+E+F)	29,758,408.25	24,809,888.05
Energy intensity per rupee of turnover (Total energy consumption/ turnover in rupees)	0.00053	0.00051
Energy intensity per rupee of turnover adjusted for Purchasing Power Parity (PPP) (Total energy consumed / Revenue from operations adjusted for PPP)	0.0119	0.0114
Energy intensity in terms of physical output (GJ/tons of sugar cane crushed)	2.744	2.649
Energy intensity (optional) – the relevant metric may be selected by the entity	-	-

#### Notes:

- 1: For FY 23-24, we determined the calorific value of bagasse to be 9.51 MJ/kg based on our test report, changed from 17.78 MJ/kg considered in FY 22-23.
- 2: In FY 22-23, for the section on energy use from renewable sources we had reported use of bagasse, slop & other biomass as 'Energy consumption through other sources (C)'; we have changed the category now to 'Total Fuel Consumption(B)'.
- 3: We have revised our figure for FY 22-23 "Total electricity consumption(D)" as we did not purchase any electricity from grid and had only used the banked power with the grid.
- 4: SGS India Private Limited, an external agency has carried out independent assessment/evaluation.

2. Does the entity have any sites / facilities identified as designated consumers (DCs) under the Performance, Achieve and Trade (PAT) Scheme of the Government of India? (Y/N) If yes, disclose whether targets set under the PAT scheme have been achieved. In case targets have not been achieved, provide the remedial action taken, if any-

No, the entity does not have any sites / facilities identified as designated consumers (DCs) under the Performance, Achieve and Trade (PAT) Scheme of the Government of India

3. Provide details of the following disclosures related to water, in the following format: <sup>[GRI 303-3, GRI 303-5]</sup>

Parameter	FY 2023-24	FY 2022-23
<b>Water withdrawal by source (in kilolitres)</b>		
(i) Surface water	0	0
(ii) Groundwater	2430623	2975397
(iii) Third party water	0	0
(iv) Seawater / desalinated water	0	0
(v) Others	0	0
Total volume of water withdrawal (in kilolitres) (i + ii + iii + iv + v)	2430623	2975397
<b>Total volume of water consumption (in kilolitres)</b>	<b>1462218</b>	<b>2363484</b>
<b>Water intensity per rupee of turnover (Water consumed (lts) / turnover (₹))</b>	<b>0.0261</b>	<b>0.0507</b>
<b>Water intensity per rupee of turnover adjusted for Purchasing Power Parity (PPP)</b>	<b>0.59</b>	<b>1.12</b>
<b>(Total water consumption / Revenue from operations adjusted for PPP)</b>		
<b>Water intensity in terms of physical output (litres/ per tonne cane crushed)</b>	<b>144.91</b>	<b>229.34</b>
Water intensity (optional) – the relevant metric may be selected by the entity.	NA	NA

Notes:

1: SGS India Private Limited, an external agency has carried out independent assessment/evaluation

4. Provide the following details related to water discharged: Water discharge by destination and level of treatment (in kilolitres)

<sup>[GRI 303-4]</sup>

Parameter	FY 2023-24	FY 2022-23
<b>Water discharge by destination and level of treatment (in kilolitres)</b>		
(i) To Surface water		
- No treatment	0	0
- With treatment – please specify level of treatment	240576	188766
(ii) To Groundwater		
- No treatment	0	0
- With treatment – please specify level of treatment	0	0
(iii) To Seawater		
- No treatment	0	0
- With treatment – please specify level of treatment	0	0
(iv) Sent to third-parties		
- No treatment	0	0
- With treatment – please specify level of treatment	727829	423147
(v) Others		
- No treatment	0	0
- With treatment – please specify level of treatment	0	0
<b>Total water discharged (in kilolitres)</b>	<b>968405</b>	<b>611913</b>

Notes:

1: The level of treatment is secondary and tertiary.

2: SGS India Private Limited, an external agency has carried out independent assessment/evaluation.

5. Has the entity implemented a mechanism for Zero Liquid Discharge? If yes, provide details of its coverage and implementation-

<sup>[GRI 303-1, GRI 303-2]</sup>

All the five distilleries in Balrampur, Babhnan, Mankapur, Maizapur and Gularia have implemented the mechanism for Zero Liquid Discharge. Further, two sugar units have also achieved ZLD during sugarcane operations. BCML is one of the trailblazer companies to have installed incinerators at distilleries to achieve zero liquid discharge of effluents, empowering the Company to operate the distillery for an additional 60 days a year. All the water used in the distillery's process are recycled and used across different functions.

6. Please provide details of air emissions (other than GHG emissions) by the entity, in the following format: <sup>[GRI 305-7]</sup>

Parameter	Please specify unit	Current Financial Year	Previous Financial Year
NOx	mg/Nm <sup>3</sup>	38.7	51.6
SOx	mg/Nm <sup>3</sup>	25.4	31.2
Particulate matter (PM)	mg/Nm <sup>3</sup>	66.2	76.4
Persistent organic pollutants (POP)	ug/m <sup>3</sup>	0	0
Volatile organic compounds (VOC)	PPM	0	0
Hazardous air pollutants (HAP)	mg/Nm <sup>3</sup>	0	0
Others – please specify	-	NA	NA

Notes:

1: No independent assessment/evaluation/assurance has been carried out by an external agency.

7. Provide details of greenhouse gas emissions (Scope 1 and Scope 2 emissions) in MTCO<sub>2</sub>E & its intensity, in the following format: <sup>[GRI 305-1, GRI 305-2, GRI 305-4]</sup>

Parameter	Unit	FY 2023-24	FY 2022-23
Total Scope 1 emissions (Break-up of the GHG into CO <sub>2</sub> , CH <sub>4</sub> , N <sub>2</sub> O, HFCs, PFCs, SF <sub>6</sub> , NF <sub>3</sub> , if available)	TCO <sub>2</sub> e	3961.41	1,485.85
Total Scope 2 emissions (Break-up of the GHG into CO <sub>2</sub> , CH <sub>4</sub> , N <sub>2</sub> O, HFCs, PFCs, SF <sub>6</sub> , NF <sub>3</sub> , if available)	TCO <sub>2</sub> e	2,681.53	-
Total Scope 1 and Scope 2 emissions	TCO <sub>2</sub> e	6,642.94	1,485.85
Total Scope 1 and Scope 2 emission intensity per rupee of turnover (Total Scope 1 and Scope 2 GHG emissions / Revenue from operations)	TCO <sub>2</sub> e / rupee of turnover	0.00000012	0.00000003
Total Scope 1 and Scope 2 emission intensity per rupee of turnover adjusted for Purchasing Power Parity (PPP) (Total Scope 1 and Scope 2 GHG emissions / Revenue from operations adjusted for PPP)	TCO <sub>2</sub> e / rupee of turnover	0.00000026	0.00000007
Total Scope 1 and Scope 2 emission intensity in terms of physical output (optional)	TCO <sub>2</sub> e / ton sugarcane crushed	0.00061	0.00016
Total Scope 1 and Scope 2 emission intensity (optional) – the relevant metric may be selected by the entity	-	-	-

Notes:

1: In FY 2022-23, the CH<sub>4</sub> –and N<sub>2</sub>O emissions from biomass and fugitive emissions was not included in Scope 1 emissions calculation. In FY 2023-24, CRISIL was appointed for computation of Scope 1 & 2. As per them the emissions due to CH<sub>4</sub> –and N<sub>2</sub>O arising from biomass combustion (bagasse, slop, biogas & firewood) accounted to 52,763 tCO<sub>2</sub>e. Hence the total Scope 1 emissions including the biomass combustion stands to 56724.41 tCO<sub>2</sub>e. But since it was not computed for last year, hence its shown as a note. Considering the same, the emissions intensities per rupee of turnover, PPP and per ton of sugarcane crust will be 0.0000011, 0.000002 and 0.0055 respectively.

2: We have revised our Scope 2 emissions for FY 22-23 as we did not purchase any electricity from grid and had only used the banked power with the grid.

3: SGS India Private Limited, an external agency has carried out independent assessment/evaluation.

8. Does the entity have any project related to reducing Green House Gas emission? If Yes, then provide details- <sup>[GRI 305-5]</sup>

BCML has relied on bagasse, slop & biogas as sustainable alternatives to fossil fuel. This has helped BCML to avoid GHG emissions by around 2.9 million tonnes of carbon dioxide equivalent (TCO<sub>2</sub>e).

9. Provide details related to waste management by the entity, in the following format: [GRI 306-1, GRI 306-3, GRI 306-4, GRI 306-5]

Parameter	FY 2023-24 (Current Financial Year)	FY 2022-23 (Previous Financial Year)
<b>Total Waste generated (in metric tonnes)</b>		
Plastic waste (A)	4057.15	10371.18
E-waste (B)	5.49	5.16
Bio-medical waste (C)	0.10	0.06
Construction and demolition waste (D)	333.50	1596.86
Battery waste (E)	11.32	7.47
Radioactive waste (F)	0.00	0.00
Other Hazardous waste. Please specify, if any. (G)	32.08	14.71
Other Non-hazardous waste generated (H). Please specify, if any. (Break-up by composition i.e. by materials relevant to the sector)	41728	45105
Total (A+B + C + D + E + F + G + H)	46167.64	57100.44
Waste intensity per rupee of turnover [Total waste generated (kg) / Revenue from operations (₹)]	0.00083	0.00122
Waste intensity per rupee of turnover adjusted for Purchasing Power Parity (PPP) (Total waste generated / Revenue from operations adjusted for PPP)	0.01849	0.02713
Waste intensity in terms of physical output (kg/ per ton cane crushed)	4.57520	5.54082
Waste intensity (optional) – the relevant metric may be selected by the entity	NA	NA
For each category of waste generated, total waste recovered through recycling, re-using or other recovery operations (in metric tonnes)		
Category of waste	Hazardous & Non- hazardous waste	Hazardous & Non- hazardous waste
(i) Recycled	3765.22	2359.40
(ii) Re-used	9562.16	10116.28
(iii) Other recovery operations	320.49	8020.85
<b>Total</b>	<b>13647.87</b>	<b>20496.53</b>
For each category of waste generated, total waste disposed by nature of disposal method (in metric tonnes)		
Category of waste	Hazardous & Non- hazardous waste	Hazardous & Non- hazardous waste
(i) Incineration	0	0
(ii) Landfilling	333.50	1596.86
(iii) Other disposal operations	32186.33	35006.68
<b>Total</b>	<b>32519.83</b>	<b>36603.54</b>

Notes:

1. Certain wastes have been re-categorised and accordingly the last year figures have been re-stated.
2. SGS India Private Limited, an external agency has carried out independent assessment/evaluation.



**10. Briefly describe the waste management practices adopted in your establishments. Describe the strategy adopted by your Company to reduce usage of hazardous and toxic chemicals in your products and processes and the practices adopted to manage such wastes-**

BCML has adopted the following waste management practices and strategy to reduce usage of hazardous and toxic chemicals in products and processes:

**1. Source Reduction and Reuse:**

- Reuse or recycle items.
- Buy in bulk to reduce packaging.
- Opt for lightweight packaging.

**2. Substitution:**

- Replace hazardous chemicals with safer alternatives.
- Opt for non-toxic materials in manufacturing processes.
- Evaluate product compositions and alter them to minimize risks.
- Sugar produced was also bagged in jute bags in place of PP bags.

**3. Recycling:**

- Recycling involves collecting used items, processing them into raw materials and creating new products.
- Achieved 100% EPR compliance for plastic.

**4. Energy Recovery (Waste-to-Energy):**

- Convert non-recyclable waste into heat, electricity or fuel.
- Reducing carbon emissions and offering alternative to fossil fuel energy needs.

**5. Continuous Improvement:**

- Staying informed about safer alternatives and technologies and making investments accordingly.

The Company reuses waste products and by products to reduce disposal, emissions and discharge. It makes use of waste/by-products like bagasse and molasses to manufacture downstream products. The filter cake generated during the operations is also distributed among the farmers as organic manure.

**11. If the entity has operations/offices in/around ecologically sensitive areas (such as national parks, wildlife sanctuaries, biosphere reserves, wetlands, biodiversity hotspots, forests, coastal regulation zones etc.) where environmental approvals / clearances are required, please specify details in the following format: <sup>[GRI 304-1]</sup>**

S. No.	Location of operations/offices	Type of operations	Whether the conditions of environmental approval / clearance are being complied with? (Y/N) If no, the reasons thereof and corrective action taken, if any.
1	0	0	0

**12. Details of environmental impact assessments of projects undertaken by the entity based on applicable laws, in the current financial year:**

S. No.	Name and brief details of project	EIA Notification No.	Date	Whether conducted by independent external agency (Yes / No)	Results communicated in public domain (Yes / No)	Relevant Web link
1	0	0	0	0	0	0

GRI 304-1

13. Is the entity compliant with the applicable environmental law/ regulations/ guidelines in India; such as the Water (Prevention and Control of Pollution) Act, Air (Prevention and Control of Pollution) Act, Environment protection act and rules thereunder (Y/N). If not, provide details of all such non-compliances, in the following format:

S. No.	Specify the law / regulation / guidelines which was not complied with	Provide details of the non-compliance	Any fines / penalties / action taken by regulatory agencies such as pollution control boards or by courts	Corrective action taken, if any
1	Yes. The Company is compliant with the applicable laws pertaining to Water (Prevention and Control of Pollution) Act, Air (Prevention and Control of Pollution) Act, Environment Protection Act and rules thereunder.			

## Leadership Indicators

1. **Water withdrawal, consumption and discharge in areas of water stress (in kilolitres): Not Applicable** (GRI 303-1, GRI 303-3, GRI 303-4)

- (i) Name of the area-
- (ii) Nature of operations-
- (iii) Water withdrawal, consumption and discharge in the following format:

Parameter	FY 2023-24	FY 2022-23
<b>Water withdrawal by source (in kilolitres)</b>		
(i) Surface water	0	0
(ii) Groundwater	0	0
(iii) Third party water	0	0
(iv) Seawater / desalinated water	0	0
(v) Others	0	0
Total volume of water withdrawal (in kilolitres) (i + ii + iii + iv + v)	0	0
Total volume of water consumption (in kilolitres)	0	0
Water intensity per rupee of turnover (Water consumed / turnover)		
Water intensity (optional) – the relevant metric may be selected by the entity	0	0
<b>Water discharge by destination and level of treatment (in kilolitres)</b>		
(i) Into Surface water		
- No treatment	0	0
- With treatment – please specify level of treatment	0	0
(ii) Into Groundwater		
- No treatment	0	0
- With treatment – please specify level of treatment	0	
(iii) Into Seawater		
- No treatment	0	0
- With treatment – please specify level of treatment	0	
(iv) Sent to third-parties		
- No treatment	0	0
- With treatment – please specify level of treatment	0	
(v) Others		
- No treatment	0	0
- With treatment – please specify level of treatment	0	
Total water discharged (in kilolitres)	0	0

Notes:

1: All the figures are zero, as none of our plants are located in water stress area.

2: No independent assessment/evaluation/assurance has been carried out by an external agency.

2. Please provide details of total Scope 3 emissions (MTCO2E) & its intensity, in the following format: <sup>[GRI 305-3, GRI 305-4]</sup>

Parameter	Unit	FY 2023-24	FY 2022-23
Total Scope 3 emissions (Break-up of the GHG into CO <sub>2</sub> , CH <sub>4</sub> , N <sub>2</sub> O, HFCs, PFCs, SF <sub>6</sub> , NF <sub>3</sub> , if available)	Metric tonnes of CO <sub>2</sub> equivalent	914,021	-
Total Scope 3 emissions per rupee of turnover	tCO <sub>2</sub> e/INR	0.000016	-
Total Scope 3 emission intensity (optional) – the relevant metric may be selected by the entity – (tCO <sub>2</sub> e / tons of cane crushed)	tCO <sub>2</sub> e/MT	0.084	-

Notes:

- 1: CRISIL was appointed for computation of Scope 3 emissions from FY 2023-24.
- 2: The purchased sugarcane by BCML is estimated to have sequestered approximately 4.27 million tonnes of carbon dioxide during the cane growth phase (from seeding till harvest).
- 3: SGS India Private Limited, an external agency has carried out independent assessment/evaluation.

3. With respect to the ecologically sensitive areas reported at Question 11 of Essential Indicators above, provide details of significant direct & indirect impact of the entity on biodiversity in such areas along-with prevention and remediation activities- <sup>[GRI 304-2]</sup>

No ecologically sensitive areas reported in the nearby vicinity of BCML operations.

4. If the entity has undertaken any specific initiatives or used innovative technology or solutions to improve resource efficiency, or reduce impact due to emissions / effluent discharge / waste generated, please provide details of the same as well as outcome of such initiatives, as per the following format:

Sr. No	Initiative undertaken	Details of the initiative (Web-link, if any, may be provided along-with summary)	Outcome of the initiative
1		Details are given in Annexure II of the Board Report at page no 139 and under Carbon Footprint at page no. 68 of the Annual Report	

5. Does the entity have a business continuity and disaster management plan? Give details in 100 words/ web link- Yes

Yes, the Company has in place a Business Continuity and Disaster Management Plan to enable rapid response to address the consequences of crisis as and when they materialize. Focus is made on laying out crisis response mechanism, communication protocol and periodic training at all levels of the organization.

6. Disclose any significant adverse impact to the environment, arising from the value chain of the entity. What mitigation or adaptation measures have been taken by the entity in this regard- <sup>[GRI 308-2]</sup>

To conserve resources, we promote sustainable farming practices in sugarcane cultivation areas and partly source Bonsucro certified sugarcane. For restoring the organic balance in soil and to enhance agricultural productivity, soil mapping and testing facilities are provided to farmers along with guidance on soil health. These practices result in water conservation and regeneration of soil.

7. Percentage of value chain partners (by value of business done with such partners) that were assessed for environmental impact- <sup>[GRI 308-1]</sup>

Our cane team assists farmers (around 90%) in sustainable farming techniques through integrated cane management system and Balram app.

GRI 305-3, GRI 305-4, GRI 304-2, GRI 308-2, GRI 308-1

**PRINCIPLE 7 Businesses, when engaging in influencing public and regulatory policy, should do so in a manner that is responsible and transparent**



**Essential Indicators**

1. a. Number of affiliations with trade and industry chambers/ associations. <sup>[GRI 2-28]</sup>

We are affiliated with 22 (Twenty-Two) trade and industry chambers including Federation of Indian Chambers of Commerce Industry (FICCI), Indian Sugar Mills Association (ISMA) and UP Sugar Mill Association (UPSMA)

- b. List the top 10 trade and industry chambers/ associations (determined based on the total members of such body) the entity is a member of/ affiliated to.

S. No.	Name of the trade and industry chambers/associations	Reach of trade and industry chambers/ associations (State/National)
1	Indian Sugar & Bio-energy Manufacturers Association	State/ National
2	U.P. Sugar Mills Association	
3	U.P. Sugar Mills Cogen Association	
4	Confederation of Indian Industry	
5	Federation of Indian Chambers of Commerce	
6	Indian Chamber of Commerce	
7	Bharat Chamber of Commerce	
8	Young President Organisation	
9	IMC Chamber of Commerce & Industry	
10	Material Recycling Association of India (MRAI)	

2. Provide details of corrective action taken or underway on any issues related to anti-competitive conduct by the entity, based on adverse orders from regulatory authorities. <sup>[GRI 206-1]</sup>

S. No.	Name of authority	Brief of the case	Corrective action taken
1	NA	NA	NA

**Leadership Indicators**

- 1 Details of public policy positions advocated by the entity:

S. No.	Public policy advocated	Method resorted for such advocacy	Whether information available in public domain? (Yes/No)	Frequency of Review by Board (Annually/ Half yearly/ Quarterly / Others – please specify)	Web Link, if available
1				NA	

## PRINCIPLE 8 Businesses should promote inclusive growth and equitable development



### Essential Indicators

1. Details of Social Impact Assessments (SIA) of projects undertaken by the entity based on applicable laws, in the current financial year. <sup>[GRI 413-1]</sup>

S. No.	Name and brief details of project	SIA Notification No.	Date of Notification	Whether conducted by independent external agency (Yes / No)	Results communicated in public domain (Yes/ No)	Relevant Web link
1	<b>Quality Education-</b> BCML is committed to promoting quality education by addressing infrastructure challenges in government schools, such as toilet construction, RO water installation and provision of furniture and computers, benefiting 15 schools. Through partnerships with organizations like Agastya Foundation, BCML implements mobile science labs to enhance science education in rural areas of Uttar Pradesh, reaching underserved communities. Furthermore, BCML promotes menstrual hygiene in schools by installing sanitary pad dispensers and incinerators, contributing to improved hygiene practices among girls and fostering a conducive environment for learning.	NA	NA	Yes	Yes	<a href="https://chini.com/sustainability/social/">https://chini.com/sustainability/social/</a>



S. No.	Name and brief details of project	SIA Notification No.	Date of Notification	Whether conducted by independent external agency (Yes / No)	Results communicated in public domain (Yes/ No)	Relevant Web link
2	<b>Rural Development and Transformation-</b> BCML's community development initiatives encompass providing lighting solutions to enhance quality of life, including the installation of street lights and high mast lights in rural areas. We also focus on promoting better sanitation through toilet construction, establishing gender-friendly pink toilets, conducting waste management sessions and installing dustbins in rural market areas. These efforts contribute to improving safety, education, sanitation and overall well-being in under-served communities across Uttar Pradesh.	NA	NA	Yes	Yes	<a href="https://chini.com/sustainability/social/">https://chini.com/sustainability/social/</a>
3	<b>Quality Health Care-</b> BCML contributes to developing quality healthcare by renovating healthcare facilities providing essential infrastructural support and organizing health camps in underserved communities. These efforts enhance access to medical services and improve healthcare outcomes for residents in the surrounding areas of its operations.	NA	NA	Yes	Yes	<a href="https://chini.com/sustainability/social/">https://chini.com/sustainability/social/</a>
4	<b>Sustainable Livelihood-</b> BCML promotes sustainable livelihoods through skill training programs such as stitching training and providing access to sewing machines, enabling women to acquire stitching skills and generate income. These initiatives empower women financially, improve household financial stability and enhance economic independence. Additionally, the agricultural equipment and training provided to farmers contribute to agricultural development and improve livelihoods in rural communities.	NA	NA	Yes	Yes	<a href="https://chini.com/sustainability/social/">https://chini.com/sustainability/social/</a>
5	<b>Environmental Conservation-</b> BCML's initiatives in pond cleaning, water recharge and tree plantation drive contribute to environmental conservation and sustainable water management, benefiting rural communities and ecosystems. Furthermore, the installation of solar lights in community spaces has advanced the adoption of clean and renewable energy sources.	NA	NA	Yes	Yes	<a href="https://chini.com/sustainability/social/">https://chini.com/sustainability/social/</a>

2. Provide information on project(s) for which ongoing Rehabilitation and Resettlement (R&R) is being undertaken by your entity, in the following format:

S. No.	Name of Project for which R&R is ongoing	State	District	No. of Project Affected Families (PAFs)	% of PAFs covered by R&R	Amounts paid to PAFs in the FY (In INR)
1				NA		

Note: Rehabilitation and Resettlement (R&R) is not applicable.

3. Describe the mechanisms to receive and redress grievances of the community- <sup>[GRI 2-25]</sup>

Certainly, the Company has established a redressal mechanism to address any grievances raised by the community. Each of the 10 units and also other places where CSR activities are implemented has a dedicated Point of Contact to ensure smooth implementation, maintenance and monitoring. Additionally, the Company maintains regular communication with local authorities, key stakeholders and resource persons to address any discrepancies or concerns within the community. Though, there has been no such grievances received from the community but this structured approach allows the Company to receive feedback on its initiatives and address any challenges raised by the community effectively.

4. Percentage of input material (inputs to total inputs by value) sourced from suppliers: <sup>[GRI 204-1]</sup>

Category	FY 2023-24 Current Financial Year	FY 2022-23 Previous Financial Year
Directly sourced from MSMEs/ small producers	100%	100%
Directly from within India	100%	100%

5. Job creation in smaller towns- Disclose wages paid to persons employed (including employees or workers employed on a permanent or non-permanent/on contract basis) in the following locations, as % of total wage cost. (Place to be categorized as per RBI Classification System - rural / semi-urban / urban / metropolitan)

Location	FY 2023-24 Current Financial Year	FY 2022-23 Previous Financial Year
Rural	86.10%	87.30%
Semi-urban	0%	0%
Urban	3.13%	3.16%
Metropolitan	10.77%	9.53%

#### Leadership Indicators

1. Provide details of actions taken to mitigate any negative social impacts identified in the Social Impact Assessments (Reference: Question 1 of Essential Indicators above):

S. No.	Details of negative social impact identified	Corrective action taken
1	0	Nil

2. Provide the following information on CSR projects undertaken by your entity in designated aspirational districts as identified by government bodies:

S. No.	State	Aspirational District	Amount spent
1	Uttar Pradesh	Balrampur	206.33 (in Lacs)

- 3 (a) Do you have a preferential procurement policy where you give preference to purchase from suppliers comprising marginalized /vulnerable groups? (Yes/No)

Procurement is done on policy stated every year by State Government, however sugar manufacturing being a major agricultural activity, farmers are the key vendors from whom we procure sugarcane.

- (b) From which marginalized /vulnerable groups do you procure?

BCML procures 100% of its cane from local farmers.

- (c) What percentage of total procurement (by value) does it constitute?

100% of our procurement are from local farmers from within the command area.

- 4 Details of the benefits derived and shared from the intellectual properties owned or acquired by your entity (in the current financial year), based on traditional knowledge:

S. No.	Intellectual Property based on traditional knowledge	Owned/ Acquired (Yes/ No)	Benefit shared (Yes/No)	Basis of calculating benefit share
1	0	0	0	0

5. Details of corrective actions taken or underway, based on any adverse order in intellectual property-related disputes wherein usage of traditional knowledge is involved.

S. No.	Name of authority	Brief of the Case	Corrective action taken
1	0	0	0

- 6 Details of beneficiaries of CSR Projects: <sup>[GRI 413-2]</sup>

S. No.	CSR Project	No. of persons benefitted from CSR Projects	% of beneficiaries from vulnerable and marginalized groups
1	Quality Education	<ul style="list-style-type: none"> <li>16,682+ Students Impacted</li> <li>6,022 Students had the exposure of Mobile Science Lab</li> <li>63 Schools had Mobile Science Labs operational</li> <li>Infrastructure support in 19+ Schools</li> </ul>	100%
2	Quality Healthcare	<ul style="list-style-type: none"> <li>78,834+ Patients Benefited</li> <li>7 Healthcare Facilities Supported</li> <li>3 General Health Camps Conducted</li> </ul>	100%
3	Rural Development and Transformation	<ul style="list-style-type: none"> <li>70,902 Beneficiaries Impacted</li> <li>16 RO Water Units Installed</li> <li>4 Pink Toilets Constructed</li> <li>5 Buildings, waiting halls constructed</li> <li>18 high mast &amp; street lights (non solar)</li> <li>134 Hand pumps installed</li> <li>17 CCTV systems installed.</li> </ul>	100%
4	Sustainable Livelihood	<ul style="list-style-type: none"> <li>11,818 Agriculture Equipment and Training Provide to farmers</li> <li>110 Women were provided with livelihood opportunities</li> </ul>	100%
5	Environment Sustainability	<ul style="list-style-type: none"> <li>40,910 Beneficiaries impacted in 72 villages</li> <li>1,66,773 Trees Planted</li> <li>2327 Solar Fencing / Jhatka Machines provided</li> <li>172 Solar Lights Installed</li> <li>18 Ponds Cleaned, Renovated and Recharged</li> </ul>	100%

**PRINCIPLE 9** Businesses should engage with and provide value to their consumers in a responsible manner



**Essential Indicators**

**1. Describe the mechanisms in place to receive and respond to consumer complaints and feedback-** <sup>[GRI 2-25]</sup>

We have two options of receiving the complaints online (website) and offline (through our authorised agents). To mention, we receive most of the complaints in offline mode only. BCML diligently obtains customer feedback and grievances by obtaining informal feedback from the whole sellers/agents from the market. BCML has dedicated section in its website for its customers who can post their queries, grievances and feedback about the products of the Company. We always encourage active participation of our customers, sugarcane farmers and value chain partners in utilizing the Company's redressal mechanism and processes for immediate response and resolution of their concerns.

**2. Turnover of products and/ services as a percentage of turnover from all products/service that carry information about:** <sup>[GRI 416-2]</sup>

	As a percentage to total turnover
Environmental and social parameters relevant to the product	100%
Safe and responsible usage	All necessary information as per regulatory requirements are disclosed on all our products.
Recycling and/or safe disposal	Information about FSSAI certification is disclosed on all packaged products.

**3. Number of consumer complaints in respect of the following:** <sup>[GRI 417-3]</sup>

	FY 2023-24			FY 2022-23		
	Received during the year	Pending resolution at end of year	Remarks	Received during the year	Pending resolution at end of year	Remarks
Data privacy	0	0	-	0	0	-
Advertising	0	0	-	0	0	-
Cyber-security	0	0	-	0	0	-
Delivery of essential services	0	0	-	0	0	-
Restrictive Trade Practices	0	0	-	0	0	-
Unfair Trade Practices	0	0	-	0	0	-
Other	5	0	-	12	0	-

**4. Details of instances of product recalls on account of safety issues:** <sup>[GRI 417-2]</sup>

Category	Number	Reasons for recall
Voluntary recalls	0	0
Forced recalls	0	0

GRI 2-25, GRI 416-2, GRI 417-3, GRI 417-2

5. Does the entity have a framework/ policy on cyber security and risks related to data privacy? (Yes/No) If available, provide a web-link of the policy-

Yes, the Company maintains an internal policy on cyber security and risks related to data privacy, that is not published on the website and is intended solely for internal distribution; therefore, a web link cannot be provided for privacy reasons. The following key elements are covered in our internal policy on cyber security.

- **Confidentiality-** Access to data and information assets to only authenticated and authorized individuals.
- **Integrity-** IT systems to be kept upgraded with data and information assets kept intact.
- **Availability-** Users should be able to access information or systems as and when required.

6. Provide details of any corrective actions taken or underway on issues relating to advertising, and delivery of essential services; cyber security and data privacy of customers; re-occurrence of instances of product recalls; penalty / action taken by regulatory authorities on safety of products / services- <sup>[GRI 417-3]</sup>

No such incident was identified, hence no corrective action is required to be taken or underway on issues relating to advertising and delivery of essential services; cyber security and data privacy of customers; re-occurrence of instances of product recalls; penalty / action taken by regulatory authorities on safety of products / services.

7. Provide the following information relating to data breaches: <sup>[GRI 418-1]</sup>

a. Number of instances of data breaches:

NIL. There are no reported instances of data breaches in the FY 2023-24.

b. Percentage of data breaches involving personally identifiable information of customers:

0%

c. Impact, if any, of the data breaches:

Not Applicable, as there are no reported data breaches in the FY 2023-24. Therefore, impact assessment is not required.

## Leadership Indicators

1. Channels / platforms where information on products and services of the entity can be accessed (provide web link, if available)-

One can access information about BCML and its products and services through the various channels like the Company website through [www.chini.com](http://www.chini.com), press releases and various social media platforms like twitter, facebook and instagram

1. **Website:** Visit the official Balrampur Chini Mills website to explore their offerings. [www.chini.com](http://www.chini.com)

2. **Recent Developments:** BCML has partnered with global players like Sulzer AG, Alpine Engineering GmbH, and Jacobs for an upcoming PLA-Biopolymer manufacturing facility. This facility aims to produce 75,000 tonnes of compostable, fully recyclable biopolymers, annually, using sugar cane as the primary feedstock.

2. Steps taken to inform and educate consumers about safe and responsible usage of products and/or services-

As we are bulk manufacturers of sugar, ethanol and potash and do not directly interact with consumers in form of consumer packing, we do not display any information over and above the regulatory requirements.



However, BCML has implemented several measures to inform and educate its consumers about safe and responsible product usage. Mechanisms in place to inform our consumers (like dealers) of any risk of disruption/discontinuation of essential services include:

**1. Water Conservation and Environmental Impact:**

BCML invests in advanced water management technologies to address environmental challenges. State-of-the-art condensate polishing units recycle water for industrial processes, reducing reliance on groundwater.

**2. Waste Management and By-product Utilization:**

BCML proactively invests in waste incineration, water consumption moderation and effluent recycling. By maximizing the reuse of resources, they minimize environmental impact.

**3. Product Safety and Quality Assurance:**

BCML recognizes that sugar is an edible product connected to consumers' health. We maintain high standards to ensure safe and quality products.

**4. Sustainable Manufacturing Practices:**

BCML advocates sustainability through eco-friendly products and responsible manufacturing practices.

**3. Mechanisms in place to inform consumers of any risk of disruption/discontinuation of essential services-**

BCML has implemented several measures to inform consumers about any potential risks related to essential services through various channels, including our website, various reports and intimations by the Company and direct communication. We proactively review and update our contingency plans to ensure that we are always prepared to manage any unexpected disruptions/discontinuation of essential services.

This helps us to ensure that our customers are well informed and can take the necessary steps to mitigate any potential impact.

Additionally, we continuously review and update our contingency plans to ensure that we are always prepared to manage any unexpected disruptions.

**4. Does the entity display product information on the product over and above what is mandated as per local laws? (Yes/No/Not Applicable) If yes, provide details in brief. Did your entity carry out any survey with regard to consumer satisfaction relating to the major products / services of the entity, significant locations of operation of the entity or the entity as a whole? (Yes/No)-**

[GRI 417-1]

BCML goes beyond local legal requirements by providing comprehensive information about its products and services. However, the above is not applicable as we are bulk manufacturers of sugar, ethanol & potash and we do not directly interact with consumers in form of consumer packing that would require us to display product information on the product cover.

# Independent Auditors' Report

To the members of  
**Balrampur Chini Mills Limited**

## REPORT ON THE AUDIT OF THE STANDALONE FINANCIAL STATEMENTS

### OPINION

We have audited the accompanying standalone financial statements of **Balrampur Chini Mills Limited** (hereinafter referred to as "the Company"), which comprise the Standalone Balance Sheet as at 31st March, 2024, the Standalone Statement of Profit and Loss (including Other Comprehensive Income), the Standalone Statement of Changes in Equity and the Standalone Statement of Cash Flows for the year then ended, and notes to the standalone financial statements, including a summary of material accounting policies and other explanatory notes for the year ended on that date (hereinafter referred to as "the standalone financial statements").

In our opinion and to the best of our information and according to the explanations given to us, the aforesaid standalone financial statements give the information required by the Companies Act, 2013 (hereinafter referred to as "the Act") in the manner so required and give a true and fair view in conformity with the Indian Accounting Standards notified under section 133 of the Act read with the Companies (Indian Accounting Standards) Rules, 2015, as amended from time to time (hereinafter referred to as "Ind AS") and other accounting principles generally accepted in India, of the state of affairs of the Company as at 31st March, 2024, its profit (including other comprehensive income), changes in equity and its cash flows for the year ended on that date.

### BASIS FOR OPINION

We conducted our audit in accordance with the Standards on Auditing (hereinafter referred to as "SAs") specified under section

143(10) of the Act. Our responsibilities under those SAs are further described in the "Auditors' Responsibilities for the Audit of the Standalone Financial Statements" section of our report. We are independent of the Company in accordance with the Code of Ethics issued by the Institute of Chartered Accountants of India (hereinafter referred to as "the ICAI") together with the ethical requirements that are relevant to our audit of the standalone financial statements under the provisions of the Act, and the Rules thereunder, and we have fulfilled our other ethical responsibilities in accordance with these requirements and the ICAI's Code of Ethics. We believe that the audit evidence we have obtained is sufficient and appropriate to provide a basis for our opinion on the standalone financial statements.

### KEY AUDIT MATTERS

Key audit matters are those matters that, in our professional judgment, were of most significance in our audit of the standalone financial statements for the financial year ended 31st March, 2024. These matters were addressed in the context of our audit of the standalone financial statements as a whole and in forming our opinion thereon, and we do not provide a separate opinion on these matters. We have considered the matters described below to be the key audit matters for incorporation in our report.

We have fulfilled the responsibilities described in the "Auditors' Responsibilities for the Audit of the Standalone Financial Statements" section of our report, including in relation to these matters. Accordingly, our audit included the performance of procedures designed to respond to our assessment of the risks of material misstatement of the standalone financial statements. The result of our audit procedures, including the procedures performed to address the matters below, provide the basis for our opinion on the accompanying standalone financial statements.

Sl. No.	Key Audit Matters	Addressing the Key Audit Matters
1.	<p>Valuation and determination of Inventory</p> <p>As on 31st March, 2024, the Company has inventory of sugar with the carrying value of ₹231301.25 Lakhs which forms significant part of the total assets of the Company. The inventory of sugar is valued at the lower of cost and net realisable value.</p> <p>Significant judgement is involved in determining the cost of production of sugar which is dependent upon variability in seasonal factors including number of sugarcane crushing days, recovery of sugar from cane and valuation of the products produced incidental to and/ or along with the production of sugar.</p>	<p><b>Our audit procedures based on which we arrived at the conclusion regarding reasonableness of the inventory include the following:</b></p> <ul style="list-style-type: none"> <li>Evaluating the accounting policy followed for valuation of inventory of sugar and appropriateness thereof with respect to the relevant Indian Accounting Standards in this respect.</li> <li>Review of the process of physical verification of sugar and its reconciliation with the book stock.</li> <li>Understanding and testing the design and operating effectiveness of controls as established by the management in determination of cost of production and net realisable value of inventory of sugar.</li> </ul>

Sl. No.	Key Audit Matters	Addressing the Key Audit Matters
		<ul style="list-style-type: none"> <li>▪ Evaluating the adequacy of the method used, relevance and reliability of data and the systems and procedures followed for valuing intermediary products and arriving at the cost of sugar produced by the Company.</li> <li>▪ Review of the selling price of sugar prevailing at the year end. Examined the valuation process/ methodology and checks being performed to ensure that valuation of inventory are as per the policy followed in this respect.</li> </ul>
2.	<p><b>Recognition of Deferred tax assets</b></p> <p>Deferred tax assets pertaining to MAT Credit entitlement amounting to ₹9273.39 Lakhs as on 31st March, 2024, as recognised in earlier years has been continued in the books of accounts in this year. Recognition of deferred tax assets is based on expected utilisation and/ or reversal thereof considering the management's projection of future taxable income of the Company. This involves estimation of future operations and profitability based on assumptions and anticipations which may be in variance with the actual happening.</p>	<p><b>Our audit procedures based on which we arrived at the conclusion regarding reasonableness of the recognition of deferred tax assets include the following:</b></p> <ul style="list-style-type: none"> <li>▪ Evaluation of the temporary differences and utilisation/ reversal of deferred tax assets based on internal forecasts by the management and the resultant impact on future taxable income of the Company.</li> <li>▪ The above includes critical review of underlying assumptions for consistency and arriving at reasonable level of probability on the matters with due regard to the current and past results and performances, as required in terms of Ind AS 12 "Income Taxes" and principles in this regard.</li> <li>▪ Review of the management's assumption with respect to profit in future periods and taxability thereof and placing reliance on such assumptions and projections given the current scale of operations and prevailing conditions and situations.</li> </ul>

## INFORMATION OTHER THAN THE STANDALONE FINANCIAL STATEMENTS AND AUDITORS' REPORT THEREON

The Company's Board of Directors is responsible for the preparation of other information. The other information comprises the information included in the Annual Report but does not include the standalone financial statements, consolidated financial statements and our auditors' reports thereon. The other information as stated above is expected to be made available to us after the date of this auditors' report.

Our opinion on the standalone financial statements does not cover the other information and we do not express any form of assurance conclusion thereon.

In connection with our audit of the standalone financial statements, our responsibility is to read the other information identified above when it becomes available, and, in doing so, consider whether the other information is materially inconsistent with the standalone financial statements, or our knowledge obtained during the course of our audit or otherwise appears to be materially misstated.

When we read the other information as stated above and if we conclude that there is a material misstatement therein, we are

required to communicate the matter to those charged with governance and describe necessary actions required as per applicable laws and regulations.

## RESPONSIBILITIES OF MANAGEMENT AND THOSE CHARGED WITH GOVERNANCE FOR THE STANDALONE FINANCIAL STATEMENTS

The Company's Board of Directors is responsible for the matters stated in section 134(5) of the Act with respect to the preparation of these standalone financial statements that give a true and fair view of the financial position, financial performance (including other comprehensive income), changes in equity and cash flows of the Company in accordance with the accounting principles generally accepted in India, including the Indian Accounting Standards notified under section 133 of the Act read with relevant rules, as amended from time to time. This responsibility also includes maintenance of adequate accounting records in accordance with the provisions of the Act for safeguarding of the assets of the Company and for preventing and detecting frauds and other irregularities; selection and application of appropriate accounting policies; making judgments and estimates that are reasonable and prudent; and the design, implementation and maintenance of adequate internal financial controls, that were operating effectively for ensuring the accuracy and completeness

of the accounting records, relevant to the preparation and presentation of the standalone financial statements that give a true and fair view and are free from material misstatement, whether due to fraud or error.

In preparing the standalone financial statements, the Board of Directors is responsible for assessing the Company's ability to continue as a going concern, disclosing, as applicable, matters related to going concern and using the going concern basis of accounting unless the Board of Directors either intends to liquidate the Company or to cease operations, or has no realistic alternative but to do so.

The Board of Directors are also responsible for overseeing the Company's financial reporting process.

## AUDITORS' RESPONSIBILITIES FOR THE AUDIT OF THE STANDALONE FINANCIAL STATEMENTS

Our objectives are to obtain reasonable assurance about whether the standalone financial statements as a whole are free from material misstatement, whether due to fraud or error, and to issue an auditors' report that includes our opinion. Reasonable assurance is a high level of assurance but is not a guarantee that an audit conducted in accordance with SAs will always detect a material misstatement when it exists. Misstatements can arise from fraud or error and are considered material if, individually or in the aggregate, they could reasonably be expected to influence the economic decisions of users taken on the basis of these standalone financial statements.

As part of an audit in accordance with SAs, we exercise professional judgment and maintain professional skepticism throughout the audit. We also:

- Identify and assess the risks of material misstatement of the standalone financial statements, whether due to fraud or error, design and perform audit procedures responsive to those risks, and obtain audit evidence that is sufficient and appropriate to provide a basis for our opinion. The risk of not detecting a material misstatement resulting from fraud is higher than for one resulting from error, as fraud may involve collusion, forgery, intentional omissions, misrepresentations, or the override of internal controls;
- Obtain an understanding of internal control relevant to the audit in order to design audit procedures that are appropriate in the circumstances. Under section 143(3)(i) of the Act, we are also responsible for expressing our opinion on whether the Company has adequate internal financial controls system in place and the operating effectiveness of such controls;
- Evaluate the appropriateness of accounting policies used and the reasonableness of accounting estimates and related disclosures made by management;
- Conclude on the appropriateness of management's use of the going concern basis of accounting and, based on the audit evidence obtained, whether a material uncertainty exists related to events or conditions that may cast significant

doubt on the Company's ability to continue as a going concern. If we conclude that a material uncertainty exists, we are required to draw attention in our auditors' report to the related disclosures in the standalone financial statements or, if such disclosures are inadequate, to modify our opinion. Our conclusions are based on the audit evidence obtained up to the date of our auditors' report. However, future events or conditions may cause the Company to cease to continue as a going concern;

- Evaluate the overall presentation, structure, and content of the standalone financial statements, including the disclosures, and whether the standalone financial statements represent the underlying transactions and events in a manner that achieves fair presentation.

We communicate with those charged with governance regarding, among other matters, the planned scope and timing of the audit and significant audit findings, including any significant deficiencies in internal control that we identify during our audit.

We also provide those charged with governance with a statement that we have complied with relevant ethical requirements regarding independence, and to communicate with them all relationships and other matters that may reasonably be thought to bear on our independence, and where applicable, related safeguards.

From the matters communicated with those charged with governance, we determine those matters that were of most significance in the audit of the standalone financial statements of the current period and are therefore the key audit matters. We describe these matters in our auditors' report unless law or regulation precludes public disclosure about the matter or when, in extremely rare circumstances, we determine that a matter should not be communicated in our report because the adverse consequences of doing so would reasonably be expected to outweigh the public interest benefits of such communication.

## REPORT ON OTHER LEGAL AND REGULATORY REQUIREMENTS

1. As required by the Companies (Auditor's Report) Order, 2020 (hereinafter referred to as "the Order"), issued by the Central Government of India in terms of sub-section (11) of section 143 of the Act, we give in the "Annexure A" a statement on the matters specified in paragraphs 3 and 4 of the Order, to the extent applicable.
2. Further to our comments in the annexure referred to in the paragraph above, as required by section 143(3) of the Act, we report that:
  - a) We have sought and obtained all the information and explanations which, to the best of our knowledge and belief, were necessary for the purposes of our audit;
  - b) In our opinion, proper books of account as required by law have been kept by the Company so far as it appears from our examination of those books except for the

- matters stated in paragraph 3(vi) below on reporting under Rule 11(g) of the Companies (Audit and Auditors) Rules, 2014, as amended from time to time;
- c) The Standalone Balance Sheet, the Standalone Statement of Profit and Loss (including Other Comprehensive Income), the Standalone Statement of Changes in Equity and the Standalone Statement of Cash Flows dealt with by this Report are in agreement with the books of account;
  - d) In our opinion, the aforesaid standalone financial statements comply with the Indian Accounting Standards notified under section 133 of the Act, read with the Companies (Indian Accounting Standards) Rules, 2015, as amended from time to time;
  - e) On the basis of the written representations received from the Directors as on 31st March, 2024, taken on record by the Board of Directors, none of the Directors are disqualified as on 31st March, 2024 from being appointed as a Director in terms of section 164(2) of the Act;
  - f) With respect to the maintenance of accounts and other matters connected therewith, reference is invited to paragraph 2(b) above on reporting under section 143(3) (b) of the Act; and
  - g) With respect to the adequacy of the internal financial controls with reference to the standalone financial statements of the Company and the operating effectiveness of such controls, refer to our separate Report in "Annexure B". Our report expresses an unmodified opinion on the adequacy and operating effectiveness of the internal control with reference to the standalone financial statements of the Company.
3. With respect to the other matters to be included in the Auditors' Report in accordance with Rule 11 of the Companies (Audit and Auditors) Rules, 2014 (as amended from time to time), in our opinion and to the best of our information and according to the explanations given to us:
    - i. Pending litigations (other than those already recognised in the standalone financial statements) having material impact on the financial position of the Company have been disclosed in the standalone financial statements as required in terms of accounting standards and provisions of the Act- refer note no. 37(1)(a), 37(3)(d) and 37(3)(e) to the standalone financial statements;
    - ii. The Company did not have any long-term contracts including derivative contracts for which there were any material foreseeable losses;
    - iii. There has been no delay in transferring amounts, required to be transferred, to the Investor Education and Protection Fund by the Company;
- iv.
    - a. The management has represented that, to the best of its knowledge and belief, as disclosed in note no. 37(19)(a)(ii) to the standalone financial statements, no funds have been advanced or loaned or invested (either from borrowed funds or securities premium or any other sources or kind of funds) by the Company to or in any other person(s) or entity(ies), including foreign entities ("Intermediaries"), with the understanding, whether recorded in writing or otherwise, that the Intermediary shall, whether, directly or indirectly, lend or invest in other persons or entities identified in any manner whatsoever by or on behalf of the Company ("Ultimate Beneficiaries") or provide any guarantee, security or the like on behalf of the Ultimate Beneficiaries;
    - b. The management has represented that, to the best of its knowledge and belief, as disclosed in note no. 37(19)(a)(ii) to the standalone financial statements, no funds have been received by the Company from any person(s) or entity(ies), including foreign entities ("Funding Parties"), with the understanding, whether recorded in writing or otherwise, that the Company shall, whether, directly or indirectly, lend or invest in other persons or entities identified in any manner whatsoever by or on behalf of the Funding Parties ("Ultimate Beneficiaries") or provide any guarantee, security or the like on behalf of the Ultimate Beneficiaries; and
    - c. Based on the audit procedures that have been considered reasonable and appropriate in the circumstances, nothing has come to our notice that has caused us to believe that the representations under sub-clause (i) and (ii) of Rule 11(e) of the Companies (Audit and Auditors) Rules, 2014, as amended from time to time, as provided under (a) and (b) above, contain any material misstatement;
  - v. As stated in note no. 37(18)(b) to the standalone financial statements, the dividend declared and paid by the Company during the year is in accordance with section 123 of the Act; and
  - vi. Based on our examination which included test checks, the Company has used an ERP for maintaining its books of account and collating the related data ("prime software") along with certain other softwares for supporting specific functions and operations ("supporting software"). The prime software incorporating all the financial and other transactions involving various operational areas and functions have feature of recording audit trail (edit log) facility which, even though was not activated, have the fields and tables where audit trail (edit log) for changes made in the transactions at application level are available and have been operated throughout the



year for all relevant transactions recorded in the said software. In the case of the supporting software used for cane management, the feature for recording audit trail (edit log) facility was available at application level and maintained throughout the year for all relevant transactions. Further, the payroll processing function with respect to senior level employees and compilation of related details, etc. undertaken through another supporting software have been outsourced to a third-party service provider.

Audit trail (edit log) with respect to the direct changes at database level and payroll processing function, the relevant data being managed and maintained by the third-party vendor and not being accessible as such, cannot be commented upon by us.

In respect of the above softwares, to the extent accessible, we have, however, not come across any instance of the same being tampered with.

As proviso to Rule 3(1) of the Companies (Accounts) Rules, 2014 is applicable from 1st April, 2023, reporting under Rule 11(g) of the Companies (Audit and Auditors) Rules, 2014, as amended from time to time, on preservation of audit trail (edit log) as per the statutory requirements for record retention is not applicable for the financial year ended 31st March, 2024.

4. With respect to the reporting under section 197(16) of the Act to be included in the Auditors' Report, in our opinion and according to the information and explanations given to us, the remuneration (including sitting fees) paid/ payable by the Company to its Directors during the current financial year is in accordance with the provisions of section 197 of the Act and is not in excess of the limit laid down therein.

For LODHA & CO LLP  
Chartered Accountants  
Firm's ICAI Registration No.: 301051E/ E300284

sd/-  
A. K. Ghosh  
(Partner)

Place: Kolkata  
Date: 17th May, 2024

Membership No.: 054565  
UDIN: 24054565BKHORY4313

## “Annexure A” To The Independent Auditors’ Report

(Referred to in paragraph 1 under “Report on Other Legal and Regulatory Requirements” section of our report of even date to the members of M/s Balrampur Chini Mills Limited)

- i. In respect of the Company’s property, plant and equipment and intangible assets:
- a. A. The Company has maintained proper records showing full particulars, including quantitative details and situation of its property, plant and equipment;
  - B. The Company has maintained proper records showing full particulars of intangible assets;
  - b. During the year, property, plant and equipment have been physically verified by the management according to a regular program of verification which, in our opinion, is reasonable having regard to the size of the Company and the nature of its assets. According to the information and explanations given to us, no material discrepancies were noticed on such verification;
  - c. According to the information and explanations given to us and based on our examination of the relevant records of the Company, the title deeds of all immovable properties (other than properties where the Company is lessee and the lease agreements have duly been executed), as disclosed in note no. 4 to the standalone financial statements, are held in the name of the Company as on the balance sheet date;
  - d. The Company has not revalued any of its property, plant and equipment (including right-of-use assets) and intangible assets during the year. Accordingly, reporting under clause (i)(d) of paragraph 3 of the Order is not applicable to the Company; and
  - e. According to the information and explanations given to us and as represented by the management, no proceeding has been initiated during the year or are pending against the Company as at 31st March, 2024 for holding any benami property under the Benami Transactions (Prohibition) Act, 1988 (45 of 1988) and rules made thereunder, as amended from time to time. Accordingly, reporting under clause (i)(e) of paragraph 3 of the Order is not applicable to the Company.
- ii. According to the information and explanations given to us and based on our examination of the books of account of the Company:
- a. The inventories of the Company have been physically verified by the management during the year at reasonable intervals and in our opinion, coverage and procedure of such verification by the management is appropriate having regard to the size of the Company and the nature of its inventories. The discrepancies noticed on physical verification of inventories were not 10% or more in aggregate for each class of inventories and have been properly dealt with in the books of the account; and
  - b. The Company has been sanctioned working capital limits in excess of five crore rupees, in aggregate, from banks on the basis of security of certain current assets in respect of which monthly statements (hereinafter referred to as “Statements”) have been filed with the banks. These Statements have been prepared in accordance with the books of account and there are no material differences at the end of the quarters in this respect other than those as set out below:

(₹ in Lakhs)

Quarter ended	Amount of current assets as charged to the banks		Differential amount [(Increase)/ decrease] with respect to books of account
	As per books of account	As per the Statements filed with banks	
30th June, 2023	156197.79	165961.29	(9763.50)
30th September, 2023	64918.84	64081.36	837.48
31st December, 2023	94872.22	98754.57	(3882.35)
31st March, 2024	256092.53	283004.25	(26911.72)

The differences as stated above have arisen primarily due to the variation in the basis of valuation followed for inventory of sugar for respective purposes. The sugar inventory for the purpose of the Statements have been valued as per the terms of sanction letter whereas, in the books of accounts, these have been carried at lower of cost or net realisable value as per the accounting policy followed in this respect by the Company. (Also refer note no. 37(19)(a)(iii) to the standalone financial statements).

- iii. The Company has made investments in equity shares of body corporate during the year. Investments have also been made in mutual funds. Other than this, the Company has not provided any guarantee or security or granted loans or advances in the nature of loans, secured or unsecured, to companies, firms, Limited Liability Partnerships or any other parties during the year.
- The Company has not provided loans or advances in the nature of loans, or stood guarantee, or provided security to any other entity and accordingly, reporting under clause (iii)(a) of paragraph 3 of the Order is not applicable to the Company;
  - Based on the information and explanations provided by the Company, the aforesaid investment in body corporate being long-term and strategic in nature and other investments being made in mutual funds at the rates prevailing at the time of investment for deploying surplus funds available from time to time, as such, are prima facie not prejudicial to the Company's interest; and
  - The Company has not provided loans or advances in the nature of loans and accordingly, reporting under clauses (iii)(c), (iii)(d), (iii)(e) and (iii)(f) of paragraph 3 of the Order is not applicable to the Company.
- iv. In our opinion and according to the information and explanations given to us, the Company has complied with the provisions of section 186 of the Act with respect to the investments made. The Company has not granted any loan or provided guarantee or security as covered under section 185 of the Act and accordingly, reporting in this respect is not applicable to the Company.
- v. According to the information and explanations given to us and based on our examination of the books and records of the Company, the Company has neither accepted any deposit or amount deemed to be deposits from public covered under sections 73 to 76 or any other relevant provisions of the Act and rules framed thereunder. Accordingly, reporting under clause (v) of paragraph 3 of the Order is not applicable to the Company.
- vi. We have broadly reviewed the books of account maintained by the Company pursuant to the Rules made by the Central Government for the maintenance of cost records under section 148(1) of the Act in respect of the Company's products to which the said rules are applicable and are of the opinion that prima facie, the prescribed records have been maintained. We have, however, not made a detailed examination of the said records with a view to determine whether they are accurate or complete.
- vii. According to the information and explanations given to us and based on our examination of the books of account:
- During the year, the Company has generally been regular in depositing with appropriate authorities undisputed statutory dues including goods and services tax, provident fund, employees' state insurance, income tax, sales tax, service tax, duty of customs, duty of excise, value added tax, cess and any other statutory dues, as applicable to it. There are no undisputed amounts in respect of goods and services tax, provident fund, employees' state insurance, income tax, sales tax, service tax, duty of customs, duty of excise, value added tax, cess and any other statutory dues, in arrears as at 31st March, 2024 for a period of more than six months from the date they became payable; and
  - The details of statutory dues referred to in clause (vii)(a) above, which have not been deposited on account of any dispute are as follows:

Name of the Statute	Nature of Dues	Amount(₹ in Lakhs)	Period to which the amount relates	Forum where dispute is pending
The Central Sales Tax Act	Central Sales Tax	1.08	2009-10	Dy. Commissioner, (Appeal)- Balrampur
Tax on Entry of Goods Act	Entry Tax	9.16	2008-09 to 2011-12	Additional Commissioner, Gonda
Tax on Entry of Goods Act	Interest on Entry Tax	41.23	2012-2018	High Court, Lucknow
The Indian/ Uttar Pradesh Stamp Act	Stamp Duty	106.42	1991-92 to 2010-11	High Court, Lucknow
Goods and Services Tax Act, 2017	Goods and Services Tax	37.12	2017-2018	Commissioner (Appeals), Ayodhya
Goods and Services Tax Act, 2017	Goods and Services Tax	11.93	2018-2019	Commissioner (Appeals), Ayodhya

- viii. In our opinion and on the basis of information and explanations given to us and as represented by the management, we have neither come across nor have been informed of transactions which were previously not recorded in books of account and that have been surrendered or disclosed as income during the year in the tax assessments under the Income Tax Act, 1961 (43 of 1961) and accordingly, reporting under clause (viii) of paragraph 3 of the Order is not applicable to the Company.
- ix. In our opinion and on the basis of information and explanations given to us and based on our examination of the books of account of the Company:
- a. The Company has not defaulted in repayment of loans or other borrowings or in the payment of interest to any lender;
  - b. The Company has not been declared wilful defaulter by any bank or financial institution or any other lenders;
  - c. The term loans raised during the year were applied for the purposes for which they were raised by the Company;
  - d. On an overall examination of the standalone financial statements of the Company, we report that no funds raised on short-term basis have been used for long-term purposes by the Company;
  - e. The Company has not taken any funds from any entity or person on account of or to meet obligation of its Associate company. The Company does not have any subsidiaries or joint ventures; and
  - f. The Company has not raised loans during the year on the pledge of securities held in its Associate company. The Company does not have any subsidiaries or joint ventures.
- x. According to the information and explanations given to us and based on our examination of the books of account of the Company:
- a. The Company has not raised any money by way of initial public offer or further public offer (including debt instruments) during the year and accordingly, reporting under clause (x)(a) of paragraph 3 of the Order is not applicable to the Company; and
  - b. The Company has not made any preferential allotment or private placement of shares or convertible debentures (fully, partially, or optionally convertible) during the year and accordingly, reporting under clause (x)(b) of paragraph 3 of the Order is not applicable to the Company.
- xi. a. During the course of our examination of the books and records of the Company carried out in accordance with generally accepted auditing practices in India, and according to the information and explanation given to us, we have neither come across any instance of fraud by the Company or on the Company noticed or reported during the year, nor have we been informed of any such cases by the management;
- b. According to the information and explanations given to us and based on our examination of the books and records of the Company, no report under sub-section (12) of section 143 of the Act, in Form ADT-4, as prescribed under Rule 13 of the Companies (Audit and Auditors) Rules, 2014 (as amended from time to time) has been filed with the Central Government. Accordingly, reporting under clause (xi)(b) of paragraph 3 of the Order is not applicable to the Company; and
  - c. According to the information and explanations given to us and based on our examination of the books of account of the Company, no whistle-blower complaints have been received during the year by the Company. Accordingly, reporting under clause (xi)(c) of paragraph 3 of the Order is not applicable to the Company.
- xii. In our opinion and according to the information and explanations given to us, the Company is not a Nidhi Company and accordingly, the Nidhi Rules, 2014 is not applicable to it. Accordingly, reporting under clauses (xii) (a), (xii)(b) and (xii)(c) of paragraph 3 of the Order is not applicable to the Company.
- xiii. According to the information and explanations given to us and based on our examination of the records of the Company, transactions with the related parties are in compliance with the provisions of sections 177 and 188 of the Act, where applicable, and details of such transactions have been disclosed in the standalone financial statements as required by the applicable accounting standards.
- xiv. a. The Company has appointed a firm of Chartered Accountants to carry out the internal audit of the Company. In our opinion and according to the information and explanations given to us, the internal audit system is commensurate with the size and nature of its business; and
- b. We have considered, during the course of our audit, the reports of the internal auditor for the year under audit, issued to the Company during the year and till date, in determining the nature, timing and extent of our audit procedures in accordance with the guidance provided in SA 610 "Using the work of Internal Auditors".
- xv. According to the information and explanations given to us and as represented to us by the management and based on our examination of the records of the Company, the Company has not entered into non-cash transactions with directors or persons connected with them and accordingly, reporting under clause (xv) of paragraph 3 of the Order is not applicable to the Company.

xvi. According to the information and explanations given to us and based on our examination of the books and records of the Company:

- a. The Company is not required to be registered under section 45-IA of the Reserve Bank of India Act, 1934 (2 of 1934);
- b. The Company has not conducted any non-banking financial or housing finance activities during the year;
- c. The Company is not a Core Investment Company as defined in the Core Investment Companies (Reserve Bank) Directions, 2016, as amended from time to time, issued by the Reserve Bank of India and accordingly, reporting under clause (xvi)(c) of paragraph 3 of the Order is not applicable to the Company; and
- d. In our opinion and based on the representation received from the management, there is no Core Investment Company within the Group (as defined in the Core Investment Companies (Reserve Bank) Directions, 2016, as amended from time to time) and accordingly, reporting under clause (xvi)(d) of paragraph 3 of the Order is not applicable to the Company.

xvii. Based on the examination of the books of accounts, we report that the Company has not incurred cash losses in the current financial year covered by our audit and in the immediately preceding financial year.

xviii. There has been no resignation of statutory auditors during the year and accordingly, reporting under clause (xviii) of paragraph 3 of the Order is not applicable to the Company.

xix. According to the information and explanations given to us and based on the financial ratios (refer note no. 37(19) (b) to the standalone financial statements), ageing and expected dates of realisation of financial assets and payment of financial liabilities, other information accompanying the standalone financial statements, our knowledge of the Board of Directors and management plans and based on our examination of the evidences supporting the assumptions,

nothing has come to our attention, which causes us to believe that any material uncertainty exists as on the date of the audit report that Company is not capable of meeting its liabilities existing at the date of balance sheet as and when they fall due within a period of one year from the balance sheet date. We, however, state that this is not an assurance as to the future viability of the Company. We further state that our reporting is based on the facts up to the date of the audit report and we neither give any guarantee nor any assurance that all liabilities falling due within a period of one year from the balance sheet date, will get discharged by the Company as and when they fall due.

xx. According to the information and explanations given to us and based on our examination of the books and records of the Company, there are no unspent amount towards Corporate Social Responsibility on either ongoing projects or other than ongoing projects as stated in section 135 of the Act and accordingly, reporting under clauses (xx)(a) and (xx)(b) of paragraph 3 of the Order is not applicable to the Company.

xxi. The reporting under clause (xxi) of paragraph 3 of the Order is not applicable in respect of audit of the standalone financial statements.

**For LODHA & CO LLP**

*Chartered Accountants*

Firm's ICAI Registration No.: 301051E/ E300284

sd/-

**A. K. Ghosh**

*(Partner)*

Place: Kolkata

Date: 17th May, 2024

Membership No.: 054565

UDIN: 24054565BKHORY4313



## “Annexure B” to the Independent Auditors’ Report

(Referred to in point (g) of paragraph 2 under “Report on Other Legal and Regulatory Requirements” section of our report of even date to the members of M/s Balrampur Chini Mills Limited)

Report on the Internal Financial Controls with reference to the standalone financial statements under clause (i) of sub-section 3 of section 143 of the Companies Act, 2013 (hereinafter referred to as “the Act”)

We have audited the internal financial controls with reference to the standalone financial statements of **Balrampur Chini Mills Limited** (hereinafter referred to as “the Company”) as at 31st March, 2024 in conjunction with our audit of the standalone financial statements of the Company for the year ended on that date.

### MANAGEMENT’S RESPONSIBILITY FOR INTERNAL FINANCIAL CONTROLS WITH REFERENCE TO THE STANDALONE FINANCIAL STATEMENTS

The Board of Directors of the Company is responsible for establishing and maintaining internal financial controls based on the internal control with reference to the standalone financial statements criteria established by the Company considering the essential components of internal control stated in the Guidance Note on Audit of Internal Financial Controls Over Financial Reporting (hereinafter referred to as “the Guidance Note”) issued by the Institute of Chartered Accountants of India (hereinafter referred to as “the ICAI”). These responsibilities include the design, implementation and maintenance of adequate internal financial controls that were operating effectively for ensuring the orderly and efficient conduct of its business, including adherence to the Company’s policies, the safeguarding of its assets, the prevention and detection of frauds and errors, the accuracy and completeness of the accounting records, and the timely preparation of reliable financial information, as required under the Act.

### AUDITORS’ RESPONSIBILITY

Our responsibility is to express an opinion on the Company’s internal financial controls with reference to the standalone financial statements based on our audit. We conducted our audit in accordance with the Guidance Note issued by the ICAI and the Standards on Auditing specified under section 143(10) of the Act, to the extent applicable to an audit of internal financial controls. Those Standards on Auditing and the Guidance Note require that we comply with ethical requirements and plan and perform the audit to obtain reasonable assurance about whether adequate internal financial controls with reference to the standalone financial statements was established and maintained and if such controls operated effectively in all material respects.

Our audit involves performing procedures to obtain audit evidences about the adequacy of the internal financial controls system with reference to the standalone financial statements and their operating effectiveness. Our audit of internal financial controls with reference to the standalone financial statements included obtaining an understanding of internal financial controls with reference to the standalone financial statements, assessing the risk that a material weakness exists, and testing and evaluating the design and operating effectiveness of internal control based on the assessed risk. The procedures selected depend on the auditors’ judgement, including the assessment of the risks of material misstatement of the standalone financial statements, whether due to fraud or error.

We believe that the audit evidence we have obtained is sufficient and appropriate to provide a basis for our audit opinion on the Company’s internal financial controls system with reference to the standalone financial statements.

### MEANING OF INTERNAL FINANCIAL CONTROLS WITH REFERENCE TO THE STANDALONE FINANCIAL STATEMENTS

A company’s internal financial control with reference to the standalone financial statements is a process designed to provide reasonable assurance regarding the reliability of financial reporting and the preparation of the standalone financial statements for external purposes in accordance with generally accepted accounting principles. A company’s internal financial control with reference to the standalone financial statements includes those policies and procedures that (1) pertain to the maintenance of records that, in reasonable detail, accurately and fairly reflect the transactions and dispositions of the assets of the company; (2) provide reasonable assurance that transactions are recorded as necessary to permit preparation of the standalone financial statements in accordance with generally accepted accounting principles, and that receipts and expenditures of the company are being made only in accordance with authorisations of management and directors of the company; and (3) provide reasonable assurance regarding prevention or timely detection of unauthorised acquisition, use, or disposition of the company’s assets that could have a material effect on the standalone financial statements.

## **INHERENT LIMITATIONS OF INTERNAL FINANCIAL CONTROLS WITH REFERENCE TO THE STANDALONE FINANCIAL STATEMENTS**

Because of the inherent limitations of internal financial controls with reference to the standalone financial statements, including the possibility of collusion or improper management override of controls, material misstatements due to error or fraud may occur and not be detected. Also, projections of any evaluation of the internal financial controls with reference to the standalone financial statements to future periods are subject to the risk that the internal financial control with reference to the standalone financial statements may become inadequate because of changes in conditions, or that the degree of compliance with the policies or procedures may deteriorate.

## **OPINION**

In our opinion, to the best of our information and according to the explanations given to us, the Company has, in all material respects, an adequate internal financial controls with reference to the standalone financial statements and such internal financial controls with reference to the standalone financial statements

were operating effectively as at 31st March, 2024, based on the internal control with reference to standalone financial statements criteria established by the Company considering the essential components of internal control stated in the Guidance Note on Audit of Internal Financial Controls Over Financial Reporting issued by the Institute of Chartered Accountants of India.

**For LODHA & CO LLP**  
*Chartered Accountants*  
Firm's ICAI Registration No.: 301051E/ E300284

sd/-  
**A. K. Ghosh**  
*(Partner)*  
Place: Kolkata  
Date: 17th May, 2024

sd/-  
**A. K. Ghosh**  
*(Partner)*  
Membership No.: 054565  
UDIN: 24054565BKHORY4313

# Standalone Balance Sheet as at 31st March, 2024

(₹ in Lakhs)

Particulars	Note No.	As at 31st March, 2024	As at 31st March, 2023
<b>ASSETS</b>			
<b>Non - current assets</b>			
(a) Property, plant and equipment	4	263860.31	259790.38
(b) Capital work-in-progress	4	4549.57	2428.88
(c) Intangible assets	5	79.40	68.74
(d) Financial assets			
(i) Investments	6(i)	18111.90	17499.64
(ii) Other financial assets	7(i)	365.51	299.20
(e) Non-current tax assets (net)	8	714.10	1167.74
(f) Other non-current assets	9	1593.68	1188.49
<b>Total non-current assets</b>		<b>289274.47</b>	<b>282443.07</b>
<b>Current assets</b>			
(a) Inventories	10	286876.72	231868.16
(b) Biological assets	11	84.15	23.67
(c) Financial assets			
(i) Investments	6(ii)	-	6125.06
(ii) Trade receivables	12	12556.76	12482.31
(iii) Cash and cash equivalents	13	31.92	30.99
(iv) Bank balances other than cash and cash equivalents	14	264.38	1158.51
(v) Other financial assets	7(ii)	620.15	928.59
(d) Other current assets	15	3056.94	5156.28
<b>Total current assets</b>		<b>303491.02</b>	<b>257773.57</b>
<b>TOTAL ASSETS</b>		<b>592765.49</b>	<b>540216.64</b>
<b>EQUITY AND LIABILITIES</b>			
<b>Equity</b>			
(a) Share capital	16	2017.49	2017.49
(b) Other equity	17	325943.05	285525.67
<b>Total equity</b>		<b>327960.54</b>	<b>287543.16</b>
<b>Liabilities</b>			
<b>Non- current liabilities</b>			
(a) Financial liabilities			
(i) Borrowings	18(i)	32634.28	42874.97
(ii) Lease liabilities	19	73.00	82.67
(b) Deferred income	21	-	6.89
(c) Provisions	22(i)	1106.85	1071.01
(d) Deferred tax liabilities (net)	23	18987.44	12194.52
<b>Total non-current liabilities</b>		<b>52801.57</b>	<b>56230.06</b>
<b>Current liabilities</b>			
(a) Financial liabilities			
(i) Borrowings	18(ii)	168191.02	144987.08
(ii) Lease liabilities	19	16.63	16.63
(iii) Trade and other payables	24		
(a) Trade payables			
Total outstanding dues of micro enterprises and small enterprises		785.36	308.83
Total outstanding dues of creditors other than micro enterprises and small enterprises		27058.45	31293.07
(b) Other payables			
Total outstanding dues of micro enterprises and small enterprises		374.16	617.02
Total outstanding dues of creditors other than micro enterprises and small enterprises		1287.83	2968.28
(iv) Other financial liabilities	20	8323.35	12169.26
(b) Deferred income	21	6.89	215.64
(c) Other current liabilities	25	4448.23	3128.08
(d) Provisions	22(ii)	602.96	739.53
(e) Current tax liabilities (net)	26	908.50	-
<b>Total current liabilities</b>		<b>212003.38</b>	<b>196443.42</b>
<b>TOTAL EQUITY AND LIABILITIES</b>		<b>592765.49</b>	<b>540216.64</b>

Accompanying notes 1 to 37 are an integral part of the standalone financial statements.

As per our report of even date attached

**For LODHA & CO LLP**

Chartered Accountants

Firm's ICAI Registration No. - 301051E/ E300284

sd/-

**A. K. Ghosh**

Partner

Membership No.054565

Place of signature: Kolkata

Date: 17th May, 2024

sd/-

**Pramod Patwari**

Chief Financial Officer

sd/-

**Manoj Agarwal**

Company Secretary

**For and on behalf of the Board of Directors**

sd/-

**Vivek Saraogi**

Chairman and Managing Director

DIN- 00221419

sd/-

**Avantika Saraogi**

Executive Director

DIN- 03149784

# Standalone Statement of Profit and Loss

for the year ended 31st March, 2024

(₹ in Lakhs)

Particulars	Note No.	Year ended 31st March, 2024	Year ended 31st March, 2023
Revenue from operations	27	559374.01	466586.17
Other income	28	7400.15	6279.14
<b>Total income</b>		<b>566774.16</b>	<b>472865.31</b>
<b>Expenses:</b>			
Cost of materials consumed	29	457983.28	341939.67
Changes in inventories of finished goods, by-products and work-in-progress	30	(66289.98)	(1015.71)
Employee benefits expense	31	39855.84	36379.25
Finance costs	32	8362.62	4864.68
Depreciation and amortisation expense	33	16636.03	12950.30
Other expenses	34	49207.82	38050.19
<b>Total expenses</b>		<b>505755.61</b>	<b>433168.38</b>
<b>Profit before tax</b>		<b>61018.55</b>	<b>39696.93</b>
<b>Tax expense</b>	35		
Current tax		11120.68	6941.72
Deferred tax		6577.00	5202.05
<b>Total tax expense</b>		<b>17697.68</b>	<b>12143.77</b>
<b>Profit for the year</b>		<b>43320.87</b>	<b>27553.16</b>
<b>Other comprehensive income</b>	36		
Items that will not be reclassified to profit or loss		1247.83	(956.61)
Income tax relating to items that will not be reclassified to profit or loss		(434.64)	334.28
<b>Total other comprehensive income for the year</b>		<b>813.19</b>	<b>(622.33)</b>
<b>Total comprehensive income for the year</b>		<b>44134.06</b>	<b>26930.83</b>
(Comprising of profit and other comprehensive income for the year)			
<b>Earnings per equity share of ₹1/- each</b>	37(7)		
- Basic (in ₹ per share)		21.47	13.51
- Diluted (in ₹ per share)		21.47	13.51
<b>Weighted average number of shares used in computing earnings per share</b>			
- Basic (in shares)		201749245	203890016
- Diluted (in shares)		201749245	203890016

Accompanying notes 1 to 37 are an integral part of the standalone financial statements.

As per our report of even date attached

**For LODHA & CO LLP**

Chartered Accountants

Firm's ICAI Registration No. - 301051E/ E300284

sd/-

**A. K. Ghosh**

Partner

Membership No.054565

Place of signature: Kolkata

Date: 17th May, 2024

sd/-

**Pramod Patwari**

Chief Financial Officer

sd/-

**Manoj Agarwal**

Company Secretary

**For and on behalf of the Board of Directors**

sd/-

**Vivek Saraogi**

Chairman and Managing Director

DIN- 00221419

sd/-

**Avantika Saraogi**

Executive Director

DIN- 03149784

# Standalone Statement of Changes in Equity for the year ended 31st March, 2024

## (a) Equity share capital

### For the year ended 31st March, 2024

Opening balance as at 1st April, 2023	Changes in equity share capital during the year	Closing balance as at 31st March, 2024
2017.49	-	2017.49

(₹ in Lakhs)

### For the year ended 31st March, 2023

Opening balance as at 1st April, 2022	Changes in equity share capital during the year [Refer note no. 16(c)]	Closing balance as at 31st March, 2023
2040.40	(22.91)	2017.49

(₹ in Lakhs)

## (b) Other equity

Particulars	Reserves and surplus						Total other equity		
	Capital reserve	Capital redemption reserve	Share options outstanding account	Storage fund for molasses	General reserve	Retained earnings		Other comprehensive Re-measurement of defined benefit plan	Equity instruments through other comprehensive income
Opening balance as at 1st April, 2023	1075.58	3086.99	-	122.80	200000.00	81240.30	-	-	285525.67
Changes in equity during the year ended 31st March, 2024	-	-	-	-	-	43320.87	-	-	43320.87
Profit for the year	-	-	-	-	-	-	-	9.24	813.19
Other comprehensive income for the year	-	-	-	-	-	-	803.95	-	-
<b>Total comprehensive income for the year</b>	-	-	-	-	-	<b>43320.87</b>	<b>803.95</b>	<b>9.24</b>	<b>44134.06</b>
Recognition of share based payment [Refer note no. 37(4)(b)]	-	-	2396.04	-	-	-	-	-	2396.04
Buy-back expenses (net of tax ₹2.81 Lakhs) [Refer note no.37(4)(a)]	-	-	-	-	-	(5.23)	-	-	(5.23)
Storage fund for molasses created during the year [Refer note no. 17(v)]	-	-	-	62.14	-	-	-	-	62.14
Storage fund for molasses written back during the year [Refer note no. 17(v)]	-	-	-	(117.15)	-	-	-	-	(117.15)
Transfer to/(from) retained earnings	-	-	-	-	30000.00	(29196.05)	(803.95)	-	-
Interim dividend [Refer note no. 37(18)(b)]	-	-	-	-	-	(6052.48)	-	-	(6052.48)
<b>Closing balance as at 31st March, 2024</b>	<b>1075.58</b>	<b>3086.99</b>	<b>2396.04</b>	<b>67.79</b>	<b>230000.00</b>	<b>89307.41</b>	<b>-</b>	<b>9.24</b>	<b>325943.05</b>

(₹ in Lakhs)



# Standalone Statement of Changes in Equity

(b) Other equity (Contd.)

(₹ in Lakhs)

Particulars	Reserves and surplus					Other comprehensive income		Total other equity
	Capital reserve	Capital redemption reserve	Storage fund for molasses	General reserve	Retained earnings	Re-measurement of defined benefit plan		
Opening balance as at 1st April, 2022	1075.58	3064.08	89.29	170000.00	99546.75	-	273775.70	
Changes in equity during the year ended 31st March, 2023								
Profit for the year	-	-	-	-	27553.16	-	27553.16	
Other comprehensive income for the year	-	-	-	-	-	(622.33)	(622.33)	
<b>Total comprehensive income for the year</b>	-	-	-	-	<b>27553.16</b>	<b>(622.33)</b>	<b>26930.83</b>	
Transfer on account of buy-back of equity shares [Refer note no. 37(4)(a)]	-	22.91	-	-	(22.91)	-	-	
Utilised on account of buy-back of equity shares [Refer note no. 37(4)(a)]	-	-	-	-	(8162.23)	-	(8162.23)	
Tax on buy-back of equity shares [Refer note no. 37(4)(a)]	-	-	-	-	(1893.47)	-	(1893.47)	
Buy-back expenses (net of tax ₹39.92 Lakhs) [Refer note no. 37(4)(a)]	-	-	-	-	(74.31)	-	(74.31)	
Storage fund for molasses created during the year [Refer note no. 17(v)]	-	-	66.95	-	-	-	66.95	
Storage fund for molasses written back during the year [Refer note no. 17(v)]	-	-	(33.44)	-	-	-	(33.44)	
Transfer to/(from) retained earnings	-	-	-	30000.00	(30622.33)	622.33	-	
Interim dividend [Refer note no. 37(18)(b)]	-	-	-	-	(5084.36)	-	(5084.36)	
<b>Closing balance as at 31st March, 2023</b>	<b>1075.58</b>	<b>3086.99</b>	<b>122.80</b>	<b>200000.00</b>	<b>81240.30</b>	-	<b>285525.67</b>	

Description of nature and purposes of each reserve have been disclosed in note no. 17.

Accompanying notes 1 to 37 are an integral part of the standalone financial statements.

As per our report of even date attached

For LODHA & CO LLP

Chartered Accountants

Firm's ICAI Registration No. - 301051E/ E300284

sd/-

A. K. Ghosh

Partner

Membership No.054565

Place of signature: Kolkata

Date: 17th May, 2024

For and on behalf of the Board of Directors

sd/-

Pramod Patwari

Chief Financial Officer

sd/-

Vivek Saraogi

Chairman and Managing Director

DIN- 00221419

sd/-

Avantika Saraogi

Executive Director

DIN- 03149784

# Standalone Statement of Cash Flows for the year ended 31st March, 2024

(₹ in Lakhs)

Particulars	Year ended 31st March, 2024	Year ended 31st March, 2023
<b>A CASH FLOW FROM OPERATING ACTIVITIES</b>		
Profit before tax	61018.55	39696.93
<i>Adjustments to reconcile profit before tax to net cash flow provided by operating activities:</i>		
Finance costs	8362.62	4864.68
Depreciation and amortisation expense	16636.03	12950.30
(Profit)/Loss on sale/ discard of property, plant and equipment (net)	(2404.53)	920.04
Sundry debit balances/ advances written off	94.05	85.52
Obsolete stores and spares written off	55.30	34.99
Provision for obsolescence / non-moving stores and spares	241.45	-
Transfer to storage fund for molasses	62.14	66.95
Interest income on financial asset	(21.41)	(82.96)
Gain on sale of investments in mutual funds	(50.32)	(282.15)
Fair value gain on investments in mutual funds	-	(69.10)
Liabilities no longer required written back	(222.37)	(242.75)
Share based payments to employees - equity settled	2396.04	-
Storage fund for molasses written back	(117.15)	(33.44)
	25031.85	18212.08
<b>Operating profit before working capital changes</b>	<b>86050.40</b>	<b>57909.01</b>
<i>Adjustments to reconcile operating profit to cash flow provided by changes in working capital:</i>		
(Increase) in inventories	(55305.31)	(11852.42)
(Increase) in biological assets	(60.48)	(4.72)
(Increase)/decrease in trade receivables	(74.45)	1190.08
Decrease/ (increase) in other current /non-current financial assets	256.35	(676.70)
Decrease/ (increase) in other current /non-current assets	1140.96	(1463.94)
Withdrawal from/ (deposit) in escrow account	2.90	(0.02)
(Decrease)/ increase in trade payables	(3535.72)	4060.10
(Decrease)/ increase in other current financial liabilities	(3733.45)	3864.75
Increase/ (decrease) in other current liabilities	1742.44	(174.41)
Increase/ (decrease) in provisions	1252.30	(777.40)
	(58314.46)	(5834.68)
<b>Cash generated from operations</b>	<b>27735.94</b>	<b>52074.33</b>
Income tax paid (net)	(9953.32)	(6782.77)
<b>Net cash generated from operating activities (A)</b>	<b>17782.62</b>	<b>45291.56</b>
<b>B CASH FLOW FROM INVESTING ACTIVITIES</b>		
Payments to acquire property, plant and equipment (PPE), capital work-in-progress (CWIP) and intangible assets	(26876.66)	(85609.24)
Proceeds from sale of property, plant and equipment	4793.85	1254.05
Purchases of non-current investment in equity shares of an associate	-	(1749.64)
Purchases of non-current investment in equity shares of other company	(600.21)	-
Fixed deposits placed with banks	(94.72)	(223.88)
Fixed deposits redeemed from banks	156.35	90.99
Gain on sale of investments in mutual funds	119.42	282.15
Interest received on fixed deposits	23.75	80.29
<b>Net cash (used in) investing activities (B)</b>	<b>(22478.22)</b>	<b>(85875.28)</b>

## Standalone Statement of Cash Flows for the year ended 31st March, 2024 (contd.)

(₹ in Lakhs)

Particulars		Year ended 31st March, 2024	Year ended 31st March, 2023
<b>C CASH FLOW FROM FINANCING ACTIVITIES</b>			
Payment towards buy-back of equity shares		-	(8185.14)
Payment of tax towards buy-back of equity shares		-	(1893.47)
Buy-back expenses		(8.04)	(114.23)
Withdrawal/ (deposit) for buy-back of shares (escrow)		6419.56	(6419.56)
Proceeds from term loans		3000.00	32600.00
Proceeds from issue of Non-convertible debentures		-	14000.00
Transaction costs incurred for issue of Non-convertible debentures		-	(33.90)
Repayment of non-current borrowings		(18607.62)	(10557.62)
Proceeds from working capital loans (net)		28338.54	30394.05
Principal payment of lease liabilities		(9.67)	(9.05)
Interest paid		(8350.55)	(4093.84)
Other borrowing costs		(33.21)	(20.35)
Interim dividend paid		(6052.48)	(5084.36)
<b>Net cash generated from financing activities</b>	<b>(C)</b>	<b>4696.53</b>	<b>40582.53</b>
<b>Net increase / (decrease) in cash and cash equivalents</b>	<b>(A+B+C)</b>	<b>0.93</b>	<b>(1.19)</b>
Opening cash and cash equivalents		30.99	32.18
<b>Closing cash and cash equivalents for the purpose of Standalone Statement of Cash Flows</b>		<b>31.92</b>	<b>30.99</b>

### Footnotes:

- The above Standalone Statement of Cash Flows has been prepared under the " Indirect Method " as set out in the Ind AS 7 "Statement of Cash Flows".
- Cash and cash equivalents do not include any amount which is not available to the Company for its use.
- Change in Company's liabilities arising from financing activities:

(₹ in Lakhs)

Particulars	As at 31st March, 2023	Cash flows*	Non-Cash flows	As at 31st March, 2024
a) Term loans [Refer note no. 18(i)]	28907.38	3000.00	(13257.38)	18650.00
Current maturities of long-term borrowings [Refer note no. 18(ii)]	18607.62	(18607.62)	13473.02	13473.02
	47515.00	(15607.62)	215.64	32123.02
Debentures [Refer note no. 18(i)]	13967.59	-	16.69	13984.28
<b>Total non-current borrowings</b>	<b>61482.59</b>	<b>(15607.62)</b>	<b>232.33</b>	<b>46107.30</b>
b) Working capital loans [Refer note no. 18(ii)] #	126379.46	28338.54	-	154718.00
c) Interest accrued but not due on borrowings [Refer note no. 20]	1126.90	(1126.90)	1041.59	1041.59
d) Lease liabilities [Refer note no. 19]	99.30	(16.63)	6.96	89.63
<b>Total</b>	<b>189088.25</b>	<b>11587.39</b>	<b>1280.88</b>	<b>201956.52</b>

## Standalone Statement of Cash Flows for the year ended 31st March, 2024 (contd.)

(₹ in Lakhs)

Particulars	As at 31st March, 2022	Cash flows*	Non-Cash flows	As at 31st March, 2023
a) Term loans [Refer note no. 18(i)]	14419.87	32600.00	(18112.49)	28907.38
Current maturities of long-term borrowings [Refer note no. 18(ii)]	10557.62	(10557.62)	18607.62	18607.62
	24977.49	22042.38	495.13	47515.00
Debentures [Refer note no. 18(i)]	-	13966.10	1.49	13967.59
<b>Total non-current borrowings</b>	<b>24977.49</b>	<b>36008.48</b>	<b>496.62</b>	<b>61482.59</b>
b) Working capital loans [Refer note no. 18(ii)] #	95985.41	30394.05	-	126379.46
c) Interest accrued but not due on borrowings [Refer note no. 20]	377.90	(377.90)	1126.90	1126.90
d) Lease liabilities [Refer note no. 19]	108.35	(16.63)	7.58	99.30
<b>Total</b>	<b>121449.15</b>	<b>66008.00</b>	<b>1631.10</b>	<b>189088.25</b>

\* Includes cash flows on account of both principal and interest.

# Cash flows represents cash flows during the year on net basis.

4) The Company has spent ₹1291.28 Lakhs (Previous year: ₹1194.74 Lakhs) in cash on account of Corporate Social Responsibility (CSR) expenditure during the year ended 31st March, 2024.

5) Cash and cash equivalents as at the Balance Sheet date consists of:

(₹ in Lakhs)

Particulars	As at 31st March, 2024	As at 31st March, 2023
a) Balance with banks	1.60	1.83
b) Cash on hand	30.32	29.16
<b>Closing cash and cash equivalents (Refer note no.13)</b>	<b>31.92</b>	<b>30.99</b>

Accompanying notes 1 to 37 are an integral part of the standalone financial statements.

As per our report of even date attached

**For LODHA & CO LLP**

Chartered Accountants

Firm's ICAI Registration No. - 301051E/ E300284

sd/-

**A. K. Ghosh**

Partner

Membership No.054565

Place of signature: Kolkata

Date: 17th May, 2024

sd/-

**Pramod Patwari**

Chief Financial Officer

sd/-

**Manoj Agarwal**

Company Secretary

**For and on behalf of the Board of Directors**

sd/-

**Vivek Saraogi**

Chairman and Managing Director

DIN- 00221419

sd/-

**Avantika Saraogi**

Executive Director

DIN- 03149784

# Notes forming part of the standalone financial statements

for the year ended 31st March, 2024

## 1A. Corporate information

Balrampur Chini Mills Limited ("BCML" or "Company") having Corporate Identity Number ("CIN") L15421WB1975PLC030118 is a public limited company incorporated under the provisions of the Companies Act, domiciled in India, and has its registered office located at FMC Fortuna, 2nd Floor, 234/ 3A, A. J. C. Bose Road, Kolkata – 700020, West Bengal, India.

The Company's shares are listed on the BSE Ltd. and National Stock Exchange of India Ltd.

The Company is one of the major integrated sugar manufacturing companies in India. The principal activity of the Company is manufacturing and sale of sugar. Besides this, the business activities of the Company primarily consist of manufacturing and sale of ethanol, ethyl alcohol, generation and sale of co-generated power, and manufacturing and sale of agricultural fertilizers.

## 1B. Basis of preparation

### Statement of compliance

These Standalone financial statements ("financial statements") have been prepared under Indian Accounting Standards ("Ind AS") prescribed under Section 133 of the Companies Act, 2013 ("the Act") read with the Companies (Indian Accounting Standards) Rules, 2015 (as amended from time to time) and other relevant provisions of the Act (to the extent notified) and presentation requirements of Division II of Schedule III to the Act, as applicable to the Standalone financial statements.

The Standalone financial statements for the year ended 31st March, 2024 were approved for issue by the Company's Board of Directors on 17th May, 2024 and are subject to adoption by the shareholders in the ensuing Annual General Meeting.

All Ind AS issued and notified till the Standalone financial statements are approved for issue by the Board of Directors have been considered in preparing these Standalone financial statements.

Accounting policies have been consistently applied except where a newly issued Ind AS is initially adopted or a revision to an existing Ind AS requires a change in the accounting policy hitherto in use.

### Basis of measurement

These Standalone financial statements have been prepared under the historical cost convention and on accrual basis, except in respect of certain financial instruments and biological assets which are measured in terms of relevant Ind AS at fair value / cost/ amortised cost, where applicable, at the end of each balance sheet date.

### Current/ non - current classification

All the assets and liabilities (other than Deferred tax assets/ liabilities) have been classified as current or non-current as per Company's normal operating cycle, and other criteria set out in Division II of Schedule III to the Act. The operating cycle is the time between the acquisition of assets for processing and their realisation in cash or cash equivalents. The Company has identified its operating cycle as 12 months for current and non-current classification of assets and liabilities. Deferred tax assets and liabilities are considered non-current.

### Functional /presentation currency and rounding-off of amounts

The items included in the Standalone financial statements (including notes thereon) are measured using the currency of the primary economic environment in which the Company operates ("the functional currency") and are, therefore, presented in Indian Rupees ("INR" or "Rupees" or "Rs." or "₹"). All amounts disclosed in the Standalone financial statements, including notes thereon, have been rounded off to the nearest two decimals of Lakhs unless otherwise stated.

## 1C. Recent pronouncements

### (i) New and revised standards adopted by the Company

On 31st March, 2023, Ministry of Corporate Affairs (MCA) has made certain amendments to existing Indian Accounting Standards vide Companies (Indian Accounting Standards) Amendment Rules, 2023.

These amendments to the extent relevant to the Company's operations were relating to :

Ind AS 1 "Presentation of Financial Statements" which requires the entities to disclose their material accounting policies rather than their significant accounting policies,



# Notes forming part of the standalone financial statements

for the year ended 31st March, 2024

## 1C. Recent pronouncements (Contd.)

Ind AS 8 "Accounting Policies, Changes in Accounting Estimates and Errors" whereby a definition of 'accounting estimates' has been introduced and include amendments to help entities distinguish changes in accounting policies from changes in accounting estimates.

Further, consequential amendments with respect to the concept of material accounting policies have also been made in "Ind AS 107 "Financial Instruments: Disclosures" and Ind AS 34 "Interim Financial Reporting".

There are other amendments in various standards including Ind AS 101 "First-time Adoption of Indian Accounting Standards", Ind AS 103 "Business Combinations", Ind AS 109 "Financial Instruments", Ind AS 115 "Revenue from Contracts with Customers", Ind AS 12 "Income Taxes" which has narrowed the scope of the initial recognition exemption so that it does not apply to transactions that give rise to equal and offsetting temporary differences and Ind AS 102 "Share-based Payment" which have not been listed herein above since these are either not material or relevant to the Company.

Revision in these standards did not have material impact on the profit/ loss and earnings per share for the year.

## (ii) Standards issued but not yet effective

Ministry of Corporate Affairs ("MCA") has not issued, under the Companies (Indian Accounting Standards) Rules, any new standards or made amendments to the existing standards under the said Rule, which are effective from 1st April, 2024 and applicable to the Company.

## 2. Material accounting policies

### 2.1 Operating and Other income

#### (a) Revenue from operations

Revenue from contracts with customers is accounted for only when it has commercial substance, and all the following criteria are met:

- (i) parties to the contract have approved the contract and are committed to performing their respective obligations;
- (ii) each party's rights regarding the goods or services to be transferred and payment terms there against can be identified;
- (iii) consideration in exchange for the goods or service to be transferred is collectible and determinable.

The revenue is recognised on satisfaction of performance obligation, when control over the goods or services has been transferred and/ or goods/ services are delivered/ provided to the customers. Delivery occurs when the goods have been shipped or delivered to a specific location, and the customer has either accepted the goods under the contract or the Company has sufficient evidence that all the criteria for acceptance have been satisfied.

Revenue is measured at the amount of transaction price (consideration specified in the contract with the customers) allocated to that performance obligation. The transaction price of goods sold is net of variable consideration on account of discounts offered by the Company and excludes amounts collected on behalf of third parties.

#### (b) Other income

##### (i) Interest income

For all debt instruments, measured at amortised cost, interest income is recognised using the Effective Interest Rate ("EIR"). Interest income is included in "Other income" in the Statement of Profit and Loss.

##### (ii) Dividend income

Dividend income is recognised when Company's right to receive the dividend is established, i.e., in the case of interim dividend, on the date of declaration by the Board of Directors; whereas in the case of final dividend, on the date of approval by the shareholders.

##### (iii) Insurance claims

Insurance claims are accounted for based on claims admitted/ expected to be admitted and to the extent that there is no uncertainty in receiving the claims.

# Notes forming part of the standalone financial statements

for the year ended 31st March, 2024

## 2. Material accounting policies (Contd.)

### 2.2 Property, plant and equipment ("PPE") and Capital work-in-progress ("CWIP")

#### (a) Recognition and measurement

The cost of an item of property, plant and equipment are recognised as an asset if, and only if it is probable that future economic benefits associated with the item will flow to the Company and the cost of the item can be measured reliably.

Property, plant and equipment are measured at cost less accumulated depreciation and impairment losses, if any.

Capital work-in-progress are measured at cost less impairment losses, if any.

For this purpose, cost includes deemed cost on the date of transition and the acquisition price, including non-recoverable duties and taxes, and any directly attributable costs of bringing an asset to the location and condition of its intended use. In addition, interest on borrowings used to finance the construction of qualifying assets is capitalised as part of the asset's cost until such time that the asset is ready for its intended use.

The carrying amount of the replaced part of property, plant and equipment consequent to additions made thereto derecognised. However, the costs of regular servicing of property, plant and equipment are recognised in the Statement of Profit and Loss as and when incurred.

The present value of the expected cost for the decommissioning of an asset after its use, if any, is included in the cost of the respective asset if the recognition criteria for provisions are met.

When parts of an item of property, plant and equipment have different useful lives, they are accounted for as separate components. Otherwise, these are added to and depreciated over the useful life of the main asset.

The cost and related accumulated depreciation and impairment losses, if any, are derecognised from the Standalone financial statements upon sale or when no future economic benefits are expected to arise from the use of the asset, and the resultant gains or losses are recognised in the Statement of Profit and Loss.

#### (b) Transition to Ind AS

The cost of property, plant and equipment as at 1st April, 2015 the Company's date of transition to Ind AS, was determined with reference to its carrying value recognised as per the previous GAAP (deemed cost), as at the date of transition to Ind AS.

#### (c) Subsequent expenditure

Costs incurred subsequent to initial capitalisation are included in the assets' carrying amount only when it is probable that future economic benefits will flow to Company and can be measured reliably.

(d) Property, plant and equipment include leasehold land classified as Right-of-use assets.

#### (e) Depreciation methods, estimated useful lives and residual value

Depreciation on items of property, plant and equipment commences when the assets are available for their intended use. It is provided on a straight-line basis to allocate their cost, net of their residual value over the estimated useful life of the respective asset specified under Schedule II to the Companies Act, 2013, except in respect of items of "Plant and equipment" and "Vehicles" whose estimated useful lives are determined based on technical assessment and evaluation made by the technical experts and consequent advice to reflect the actual usage of the assets and past history of its replacement.

The estimated useful lives considered are as follows:

Category	Estimated useful lives
Buildings	03 - 60 years
Roads	03 - 10 years
Plant and equipment	05 - 25 years
Furniture and fixtures	10 years
Vehicles	05 - 10 years
Office equipment	03 - 05 years
Computers	03 - 06 years
Electrical installations and equipment	05 - 10 years
Pipelines	15 years

# Notes forming part of the standalone financial statements

for the year ended 31st March, 2024

## 2. Material accounting policies (Contd.)

The management believes that these estimated useful lives are realistic and reflect a fair approximation of the period over which the assets are likely to be used.

Each item of property, plant and equipment individually costing ₹5,000/- or less is depreciated over one year from the date the said asset is available for use.

The residual values of assets (individually costing more than ₹5,000/-) are not more than 5% of the asset's original cost.

The estimated useful lives, residual values, and depreciation method are reviewed at least annually during each financial year-end and adjusted prospectively, wherever appropriate.

### (f) Capital work-in-progress and Treatment of expenditure during construction period:

Property, plant and equipment that are not ready for intended use on the balance sheet date are disclosed as "Capital work-in-progress". Advances paid towards acquisition/construction of property, plant and equipment outstanding at each balance sheet date are classified as Capital advances under "Other non-current assets".

Directly attributable expenditures (including finance costs relating to borrowed funds for construction or acquisition of property, plant and equipment) incurred on projects under implementation are treated as pre-operative expenses pending allocation to the assets and are shown under "Capital work-in-progress".

## 2.3 Intangible assets

### (a) Recognition and measurement

Intangible assets are measured at cost, less accumulated amortisation, and impairment losses, if any.

For this purpose, cost includes deemed cost on the date of transition and acquisition price, license fees, non-refundable taxes and costs of implementation/ system integration services, and any directly attributable expenses, wherever applicable, for bringing the asset to its working condition for the intended use.

Where computer software is not an integral part of a related item of computer hardware, the software is treated as an intangible asset.

### (b) Subsequent expenditure

Subsequent expenditure is capitalised only when it increases the future economic benefits embodied in the specific asset to which it relates. All other expenditure, is recognised in profit or loss as incurred.

### (c) Amortisation methods, estimated useful lives and residual value

Computer software is amortised on a straight-line basis over its estimated useful lives of five years from the date they are available for use.

The estimated useful lives, residual values, and amortisation method are reviewed at least annually during each financial year-end and adjusted prospectively, wherever appropriate.

(d) The cost and related accumulated amortisation are eliminated from the Standalone financial statements upon sale or retirement of the asset and the resultant gains or losses are recognised in the Statement of Profit and Loss.

### (e) Transition to Ind AS

The cost of intangible assets as at 1st April, 2015 the Company's date of transition to Ind AS, was determined with reference to its carrying value recognised as per the previous GAAP (deemed cost), as at the date of transition to Ind AS.

## 2.4 Inventories

a) Inventories (other than By-products) are valued at lower of cost and net realisable value after providing for obsolescence, if any.

Cost comprises the purchase price, cost of conversion, and other directly attributable costs incurred in bringing the inventories to their respective present location and condition. Borrowing costs are not included in the value of inventories.

The cost of inventories is computed on a weighted average basis.

# Notes forming part of the standalone financial statements

for the year ended 31st March, 2024

## 2. Material accounting policies (Contd.)

Net realisable value ("NRV") is the estimated selling price in the ordinary course of business, less estimated costs of completion and the estimated costs necessary to make the sale.

(b) By-products, which are saleable, are valued at estimated net realisable value.

## 2.5 Government grants

Government grants are recognised when there is reasonable assurance that the grant will be received, and the Company will comply with all the conditions attached to them.

Government grants related to property, plant and equipment, including non-monetary grants, are presented in the Balance sheet by deducting the grant from the asset's carrying amount.

Government grants of revenue in nature are recognised on a systematic basis in the Statement of Profit and Loss over the period necessary to match them with the related costs and are adjusted with the related expenditure. If not related to a specific expenditure, it is considered income and included under "Other operating revenue" or "Other income", as applicable.

The benefits of a government loan at a below-market rate of interest or loan with interest subvention are treated as government grants. The loan or assistance is initially recognised at fair value. The government grant is measured as the difference between proceeds received and the fair value of the loan based on prevailing market interest rates and recognised on a systematic basis in the Statement of Profit and Loss. The loan is subsequently measured as per the accounting policy applicable to financial liabilities.

## 2.6 Borrowing costs

Borrowing costs, general or specific that are directly attributable to the acquisition or construction of a qualifying asset are capitalised as part of the cost of such asset till such time that is required to complete and prepare the asset to get ready for its intended use. A qualifying asset is one that necessarily takes a substantial period of time to get ready for its intended use. Borrowing costs consist of interest and other costs that the Company incurs in connection with the borrowing of funds. Borrowing costs also include exchange differences to the extent regarded as an adjustment to the borrowing costs.

All other borrowing costs are charged to the Statement of Profit and Loss in the period in which they are incurred.

## 2.7 Leases

A contract is, or contains, a lease if the contract conveys the right to control the use of an identified asset for a period of time in exchange for consideration.

The Company's lease asset class primarily consists of leases for land. At the inception of the contract, Company assesses whether a contract is or contains a lease. A contract is, or contains, a lease if the contract conveys the right to control the use of an identified asset for a period of time in exchange for consideration. To assess whether a contract conveys the right to control the use of an identified asset, the Company assesses whether: (i) the contract involves the use of an identified asset and (ii) the Company has substantially all of the economic benefits from the use of the asset through the period of the lease and (iii) Company has the right to direct the use of the asset.

At the date of commencement of the lease, Company recognises a right-of-use asset ("ROU") and a corresponding lease liability for all lease arrangements in which it is a lessee, except for leases with a term of twelve months or less (short-term leases) and low-value leases. For these short-term or low-value leases, the Company recognises the lease payments as an operating expense on a straight-line basis over the lease term.

Right-of-use assets are initially recognised at cost, which comprises the initial amount of the lease liability adjusted for any lease payments made at or before the commencement date of the lease plus any initial direct cost less any lease incentives. They are subsequently measured at cost less accumulated depreciation and impairment losses, if any.

Leasehold land classified as Right-of-use assets is depreciated from the commencement date on a straight-line basis over the shorter of the lease term and useful life of the underlying asset.

The lease liability is initially measured at amortised cost at the present value of the future lease payments. The lease payments are discounted using the interest rate implicit in the lease or, if not readily determinable, using the incremental borrowing rates.

# Notes forming part of the standalone financial statements

for the year ended 31st March, 2024

## 2. Material accounting policies (Contd.)

### 2.8 Provisions, contingent liabilities, and contingent assets

- (a) A provision is recognised if, as a result of a past event, Company has a present legal or constructive obligation that can be estimated reliably, and it is probable that an outflow of economic benefits will be required to settle the obligation. Provisions are not recognised for future operating losses.

The amount recognised as a provision is the best estimate of the consideration required to settle the present obligation as of the balance sheet date, considering the risks and uncertainties surrounding the obligation.

When some or all of the economic benefits required to settle a provision are expected to be recovered from a third party, the receivable is recognised as an asset. Accordingly, the expense relating to the provision is presented in the Statement of Profit and Loss, net of any reimbursement.

- (b) Contingent Liabilities are disclosed in respect of possible obligations that arise from past events, but their existence will be confirmed by the occurrence or non-occurrence of one or more uncertain future events not wholly within the control of the Company or where any present obligation cannot be measured in terms of future outflow of resources or where a reliable estimate of the obligation cannot be made.
- (c) Contingent asset is not recognised in the Standalone financial statements; however, is disclosed where an inflow of economic benefits is probable.
- (d) Provisions, Contingent liabilities, and Contingent assets are reviewed at each balance sheet date.

### 2.9 Dividend payable

The final dividend on equity shares is recorded as a liability on the date of approval by the shareholders. Interim dividends are recorded as a liability on the date of declaration by the Company's Board of Directors. Accordingly, a corresponding amount is recognised directly in Equity.

### 2.10 Foreign currency transactions and translations

Transactions in foreign currencies are initially recorded at the exchange rate prevailing on the date the transaction first qualifies for recognition.

Monetary assets and liabilities related to foreign currency transactions remaining outstanding on the balance sheet date are translated at the exchange rate prevailing on the balance sheet date. Any income or expense arising on foreign exchange difference either on settlement or on translation is recognised in the Statement of Profit and Loss.

Non-monetary items carried at historical cost denominated in a foreign currency are translated using the exchange rate at the date of the initial transaction.

### 2.11 Employee benefits

#### (a) Short-term employee benefits

Short-term employee benefits in respect of salaries and wages, including non-monetary benefits, are recognised as an expense at the undiscounted amount in the Statement of Profit and Loss in the year in which the related service is rendered. A liability is recognised for the amount expected to be paid, if the Company has a present legal or constructive obligation to pay this amount as a result of past service provided by the employee and the obligation can be estimated reliably.

#### (b) Defined contribution plans

The Company pays provident and other fund contributions to publicly administered funds as per related Government regulations.

The Company has no further obligation other than the contributions payable to the respective funds. The Company recognises contribution payable to such funds as an expense when an employee renders the related service.

#### (c) Defined benefit plans

The Company operates a defined benefit gratuity plan, and the contribution towards it is made to "The Balrampur Sugar Company Limited Employees Gratuity Fund" ("the Trust"). Trustees administer contributions made to the Trust, which are invested through insurance companies.



# Notes forming part of the standalone financial statements

for the year ended 31st March, 2024

## 2. Material accounting policies (Contd.)

The liability or asset recognised in the Balance sheet in respect of gratuity is the present value of the defined benefit obligation as at the balance sheet date less the fair value of plan assets. The defined benefit obligation is determined by external actuaries using the projected unit credit method.

Re-measurement gains and losses arising from experience adjustments and changes in actuarial assumptions are recognised directly in Other comprehensive income in the period they occur and are subsequently transferred to Retained earnings.

### (d) Other long-term employee benefits - compensated absences

The employees of the Company are entitled to compensated absences that are both accumulating and non-accumulating in nature. The expected cost of accumulating compensated absences is determined by external actuaries using the projected unit credit method for the unused entitlement accumulated at the balance sheet date.

Re-measurements resulting from experience adjustments and changes in actuarial assumptions are recognised in profit or loss in the period they occur. The obligations are presented as current liabilities in the balance sheet if the Company does not have an unconditional right to defer the settlement for at least twelve months after the balance sheet date.

### (e) Share-based payment arrangements

Equity settled share-based payment arrangements granted to eligible employees under BCML Employees Stock Appreciation Rights Plan 2023 ("ESAR 2023"/"the Plan") are measured at the fair values of the underlying equity estimated on the grant date and is recognised as an employee benefits expense, in the Standalone profit or loss with a corresponding increase in equity, over the period that the rights are vested to the eligible employees.

The increase in equity recognised in connection with equity settled share-based payment transaction as aforesaid is presented as a separate component in equity under "Share options outstanding account". The amount recognised as an expense is adjusted to reflect the actual number of rights being vested over the period.

Estimates are subsequently revised if there is any indication that the number of rights expected to vest differs from previous estimates. Any adjustment to cumulative share-based compensation resulting from a revision is recognised in the period in which they occur.

The amount recognised as an expense is also adjusted to reflect the number of rights for which the related service and non-market performance conditions are expected to be met, such that the amount ultimately recognised is based on the number of rights that meet the related service and non-market performance conditions at the vesting date.

When the terms of an equity-settled rights are modified, the minimum expense recognised by the Company is the grant date fair value of the unmodified award, provided the vesting conditions (other than a market condition) specified on grant date of the rights are met. Further, additional expense, if any, is measured and recognised as at the date of modification, in case such modification increases the total fair value of the share-based payment plan.

Upon exercise of the rights, the proceeds received, net of any directly attributable transaction costs, are allocated to Share capital up to the nominal (or par) value of the shares issued with any excess being recorded as Securities premium.

If the vested rights are forfeited or are otherwise not exercised, the amounts recognised in this respect are not reversed; however, they are transferred from one component of equity to another.

## 2.12 Financial instruments

Financial assets and financial liabilities are recognised in the Balance sheet when the Company becomes a party to the contractual provisions of financial instruments. The Company determines the classification of its financial assets and financial liabilities at initial recognition based on its nature and characteristics.

The Company categorises financial assets and financial liabilities measured at fair value into one of three levels depending on the ability to observe inputs employed for such measurement:

- (i) Level 1: Quoted prices (unadjusted) in active markets for identical financial assets or financial liabilities that the Company can access at the measurement date.

# Notes forming part of the standalone financial statements

for the year ended 31st March, 2024

## 2. Material accounting policies (Contd.)

- (ii) Level 2: Inputs other than quoted prices included within level 1 observable for the financial asset or financial liability, either directly or indirectly.
- (iii) Level 3: Unobservable inputs for the financial asset or financial liability.

### A. Financial assets

#### I. Initial recognition and measurement

The financial assets include investments, trade receivables, loans and advances, cash and cash equivalents, bank balances other than cash and cash equivalents, derivative financial instruments, and other financial assets.

Financial assets (unless it is a trade receivable without a significant financing component) are initially measured at fair value. Transaction costs directly attributable to the acquisition or issue of financial assets (other than financial assets at fair value through profit or loss) are added to or are deducted from the fair value of the financial assets as appropriate on initial recognition. However, trade receivables that do not contain a significant financing component are measured at transaction price.

#### II. Subsequent measurement

For the purpose of subsequent measurement, financial assets are classified in the following categories:

- (i) at amortised cost,
- (ii) at fair value through other comprehensive income (FVTOCI), or
- (iii) at fair value through profit or loss (FVTPL).

##### (a) Financial assets at amortised cost

A 'financial asset' is measured at the amortised cost if the following two conditions are met:

- (i) The asset is held within a business model whose objective is to hold the asset for collecting contractual cash flows, and
- (ii) Contractual terms of the asset give rise on specified dates to cash flows that are solely payments of principal and interest on the principal amount outstanding.

Amortised cost is determined using the Effective Interest Rate ("EIR") method. Discount or premium on acquisition and fees or costs forms an integral part of the EIR.

##### (b) Financial assets at fair value through other comprehensive income (FVTOCI)

Financial assets are measured at fair value through other comprehensive income if these financial assets are held both for collection of contractual cash flows and for selling the financial assets, and contractual terms of the financial assets give rise to cash flows representing solely payments of principal and interest.

##### (c) Financial assets at fair value through profit or loss (FVTPL)

Financial assets that are not classified in any of the categories above are classified at fair value through profit or loss.

##### (d) Equity investments

Equity investments in the scope of Ind AS 109 are measured at fair value except for investments in associates, which are carried at cost.

The Company may make an irrevocable election to present in OCI subsequent changes in the fair value. The Company makes such election on an instrument-by-instrument basis. The classification is made on initial recognition and is irrevocable.

If Company decides to classify an equity instrument at fair value through other comprehensive income (FVTOCI), then all fair value changes on the instrument are recognised in other comprehensive income. However, dividends on equity instruments on fair value through other comprehensive income (FVTOCI) is recognised in profit or loss.

In addition, profit or loss arising on sale is also taken to other comprehensive income. The amount accumulated in this respect is transferred within the Equity on derecognition.

# Notes forming part of the standalone financial statements

for the year ended 31st March, 2024

## 2. Material accounting policies (Contd.)

### III. De-recognition

The Company derecognises a financial asset only when the contractual rights to the cash flows from the asset expires or transfers the financial asset and substantially all the risks and rewards of ownership of the asset.

## B. Financial liabilities

### I. Initial recognition and measurement

The financial liabilities include trade and other payables, loans and borrowings, including bank overdrafts, derivative financial instruments, etc.

Financial liabilities are initially measured at fair value. Transaction costs that are directly attributable to the acquisition or issue of financial liabilities (other than financial liabilities at fair value through profit or loss) are added to or deducted from the fair value of the financial liabilities, as appropriate, on initial recognition.

### II. Subsequent measurement

For subsequent measurement, financial liabilities are classified into two categories:

- (i) Financial liabilities at amortised cost, and
- (ii) Derivative instruments at fair value through profit or loss (FVTPL).

#### Financial liabilities at amortised cost

After initial recognition, financial liabilities are subsequently measured at amortised cost using the EIR method. When the financial liabilities are derecognised, gains and losses are recognised in profit or loss. Discount or premium on acquisition and fees or costs forms an integral part of the EIR.

### III. De-recognition

A financial liability is derecognised when the obligation under the liability is discharged or cancelled or expires.

## C. Derivative financial instruments

### Initial recognition and subsequent measurement

A derivative financial instrument, such as foreign exchange forward contracts, is used to hedge foreign currency risks. Such derivative financial instruments are initially recognised at fair value on the date a derivative contract is entered into and are subsequently re-measured at fair value.

Derivatives are carried as financial assets when the fair value is positive and as financial liabilities when the fair value is negative. Any gains or losses arising from changes in the fair value of derivatives are taken directly to profit or loss.

## D. Offsetting of financial instruments

Financial assets and financial liabilities, including derivative financial instruments, are offset, and the net amount is reported in the Balance sheet if there is currently an enforceable legal right to offset the recognised amounts and there is an intention to settle on a net basis or to realise the assets and settle the liabilities simultaneously.

## E. Equity share capital

Ordinary shares are classified as Equity.

An equity instrument is a contract that evidences a residual interest in the Company's assets after deducting all its liabilities.

Incremental costs directly attributable to the issuance of new equity shares and buy-back of equity shares are shown as a deduction from the Equity net of any tax effects.

# Notes forming part of the standalone financial statements

for the year ended 31st March, 2024

## 2. Material accounting policies (Contd.)

### 2.13 Impairment of Assets

#### (a) Non-financial assets

An impairment loss is recognised for the amount by which the asset's carrying amount exceeds its recoverable amount. The recoverable amount is the higher of an asset's fair value, less costs of disposal, and its value in use.

To assess impairment, assets are grouped at the lowest levels for which there are separately identifiable cash flows (cash-generating units).

In assessing value in use, the estimated future cash flows are discounted to their present value using a pre-tax discount rate that reflects current market assessments of the time value of money and the risks specific to the asset.

If, at the balance sheet date, there is an indication that a previously assessed impairment loss no longer exists, the recoverable amount is reassessed and the impairment loss previously recognised is reversed so that the asset is recognised at its recoverable amount but not exceeding the value which would have been reported in this respect if the impairment loss had not been recognised.

#### (b) Financial assets

The Company recognises loss allowances using the Expected Credit Loss ("ECL") model for financial assets measured at amortised cost.

The Company recognises lifetime expected credit losses for trade receivables. Loss allowance equal to the lifetime expected credit losses are recognised if the credit risk of the financial asset has significantly increased since initial recognition.

### 2.14 Income taxes

Income tax expense comprises current tax and deferred tax. It is recognised in the profit or loss except to the extent that it relates to items directly recognised in Equity or Other comprehensive income (OCI).

The Company has determined that interest and penalties related to income taxes do not meet the definition of income taxes, and therefore accounted for them under Ind AS 37 Provisions, Contingent Liabilities and Contingent Assets.

#### (a) Current tax

Current tax comprises the expected tax payable or receivable on the taxable income or loss for the year and any adjustment to the tax payable or receivable in respect of previous years. The amount of current tax payable or receivable is the best estimate of the tax amount expected to be paid or received. It is measured using tax rates enacted or substantively enacted at the balance sheet date.

In correlation to the underlying transaction relating to Other comprehensive income and Equity, current tax items are recognised in Other comprehensive income and Equity, respectively.

Management periodically evaluates positions taken in the tax returns to situations in which applicable tax regulations are subject to interpretation. Then, full provisions are made where appropriate based on the amount expected to be paid to the tax authorities.

The Company offsets current tax assets and current tax liabilities, where it has a legally enforceable right to set off the recognised amounts and where it intends either to settle on a net basis or to realise the assets and settle the liabilities simultaneously.

#### (b) Deferred tax

Deferred tax assets and liabilities are recognised in respect of temporary differences between the carrying amounts of assets and liabilities for financial reporting purposes and the corresponding amounts used for taxation purposes. Deferred tax is also recognised in respect of carried forward tax losses and tax credits.

Deferred tax assets and liabilities are measured at the tax rates that are expected to apply in the year when the asset is realised or the liability is settled, based on tax rates (and tax laws) that have been enacted or substantively enacted at the balance sheet date.

Deferred tax assets are recognised for deductible temporary differences, the carry forward of unused tax credits (MAT), and any unused tax losses to the extent that it is probable that taxable profit will be available against which the deductible temporary differences, unused tax credits, and unused tax losses can be utilised.

# Notes forming part of the standalone financial statements

for the year ended 31st March, 2024

## 2. Material accounting policies (Contd.)

The carrying amount of deferred tax assets is reviewed at each balance sheet date and reduced to the extent that it is no longer probable that sufficient taxable profit will be available to allow all or part of the deferred tax asset to be utilised.

Deferred tax items in correlation to the underlying transaction relating to Other comprehensive income and Equity are recognised in Other comprehensive income and Equity, respectively.

Deferred tax assets and deferred tax liabilities are offset if a legally enforceable right exists to set off current tax assets against current tax liabilities, and the current taxes relate to the same taxable entity and the same taxation authority.

### (c) Minimum Alternate Tax (MAT)

Deferred tax assets include Minimum Alternative Tax (MAT) paid under the tax laws in India, which is likely to give future economic benefits in the form of availability of set-off against future income tax liability.

Accordingly, MAT is recognised as a deferred tax asset in the Balance sheet when the asset can be measured reliably, and it is probable that the future economic benefit associated with the asset will be realised.

## 2.15 Earnings per Share

- (a) Basic earnings per share are computed by dividing the net profit after tax by the weighted average number of outstanding equity shares.
- (b) Diluted earnings per share are computed by dividing the net profit after tax (considered in determination of basic earnings per share) after considering the effect of interest and other financing costs or income (net of attributable taxes) associated with dilutive potential equity shares by the weighted average number of equity shares considered for deriving basic earnings per share adjusted for the weighted average number of equity shares that could be issued on the conversion of all dilutive potential equity shares.

## 2.16 Segment reporting

Operating segments are identified and reported considering the different risks and return, organisational structure and internal reporting systems to the Chief Operating Decision Maker (CODM).

## 2.17 Cash and cash equivalents

Cash and cash equivalents in the Balance sheet comprise cash on hand, cheques on hand, balance with banks, and short-term highly liquid investments with an original maturity of three months or less and carry an insignificant risk of changes in value.

For reporting Standalone Statement of Cash Flows, cash and cash equivalents consist of cash on hand, cheques on hand, balance with banks, and short term highly liquid investments, as stated above, net of outstanding book overdrafts, as they are considered an integral part of the Company's cash management.

## 2.18 Statement of Cash Flows

Cash flows are reported using the indirect method, whereby profit before tax is adjusted for the effects of transactions of a non-cash nature, any deferrals, or accruals of past or future operating cash receipts or payments and items of income or expenses associated with investing or financing flows. Accordingly, the Company's cash flows from operating, investing, and financing activities are segregated.

## 2.19 Exceptional items

Exceptional items include income or expenses that are part of ordinary activities. However, they are of such significance and nature that separate disclosure enables the user of financial statements to understand the impact more clearly. These items are identified by their size or nature to facilitate comparison with prior periods and assess underlying trends in the Company's financial performance.



# Notes forming part of the standalone financial statements

for the year ended 31st March, 2024

## 3. Use of critical estimates, judgements and assumptions

The preparation of the Standalone financial statements in conformity with the measurement principle under Ind AS requires the management to make estimates, judgements and assumptions. These estimates, judgements and assumptions affect the application of accounting policies and the reported amounts of revenue, expenses, assets and liabilities including the accompanying disclosures and the disclosure of contingent assets and liabilities.

The estimates, judgements and associated assumptions are based on historical experience and other factors that are considered to be relevant. Actual results may differ from these estimates.

Estimates and underlying assumptions are reviewed on an ongoing basis. Revisions to accounting estimates are recognised in the period in which the estimate is revised, and future periods affected.

The application of accounting policies that require critical judgements and accounting estimates involving complex and subjective judgements and the use of assumptions in these Standalone financial statements have been disclosed herein below.

### (i) Estimated useful life of property, plant and equipment

Property, plant and equipment represent a significant proportion of the asset base of the Company. The charge in respect of periodic depreciation is derived after determining an estimate of an asset's expected useful life and the expected residual value at the end of its life. The useful lives and residual value of the asset are determined by the management when the asset is acquired and reviewed at-least annually during each financial year end. The lives are based on technical evaluation, technological obsolesces and historical experience with similar assets as well as anticipation of future events, which may impact their lives. This re-assessment may result in a change in depreciation and amortisation expense in future periods.

### (ii) Current taxes and deferred taxes

Significant judgement is required in the determination of the taxability of certain income and deductibility of certain expenses during the estimation of the provision for income taxes and option to be exercised for application of reduced rates of taxation on possible cessation of tax deduction and exhaustion of MAT credit entitlement in future years based on estimates of future taxable profits.

Deferred tax assets are recognised for unused losses (carry forward of earlier years' losses) and unused tax credit to the extent that taxable profit would probably be available against which the losses and tax credit could be utilised. Significant judgement is required to determine the amount of deferred tax assets that can be recognised, based upon the likely timing and the level of future taxable profits together with future tax planning strategies. The Company reviews the carrying amount of deferred tax assets and liabilities at each balance sheet date with consequential change being given effect to in the year of determination.

### (iii) Retirement benefit obligations

The Company's retirement benefit obligations, cost of the defined benefit gratuity plan and the present value of the gratuity obligation are determined using actuarial valuations. An actuarial valuation involves making various assumptions that may differ from actual developments in the future. These include the determination of the discount rate, inflation, future salary increments and mortality rates. Due to the complexities involved in the valuation and its long-term nature, a defined benefit obligation is highly sensitive to changes in these assumptions. All assumptions are reviewed at-least annually during each financial year end.

### (iv) Fair value measurements of financial instruments

The fair values of financial instruments that are not traded in an active market and cannot be measured based on quoted prices in active markets are determined using valuation techniques including the Discounted Cash Flow (DCF) model. The Company uses its judgment to select a variety of methods and make assumptions that are mainly based on market conditions at regular intervals.

The inputs to these models are taken from observable markets where possible, but where this is not feasible, a degree of judgment is required in establishing fair values. Judgments include considerations of inputs such as liquidity risk, credit risk and volatility. Changes in assumptions about these factors could affect the reported fair value of financial instruments.

# Notes forming part of the standalone financial statements

for the year ended 31st March, 2024

## **3. Use of critical estimates, judgements and assumptions** (Contd.)

### **(v) Provisions, Contingent liabilities and Contingent assets**

The timing of recognition and quantification of the provisions, contingent liabilities and contingent assets require the application of judgement to existing facts and circumstances which are subject to change on the actual occurrence or happening. Judgement is required for estimating the possible outflow of resources, if any, in respect of contingencies/ claims/ litigations against the Company and possible inflow of resources in respect of the claims made by the Company which has been considered to be contingent in nature. These are reviewed at each balance sheet date and adjusted to reflect the current best estimates.

### **(vi) Equity settled share-based payment transactions**

The cost of the Company's equity settled share-based payment to its employees are determined based on fair value of the underlying equity instruments granted and rights expected to be exercised by the employees.

# Notes forming part of the standalone financial statements for the year ended 31st March, 2024

## Note No. : 4 - Property, plant and equipment and Capital work-in-progress

(₹ in Lakhs)

Particulars	Property, plant and equipment										Capital work-in-progress @		
	Land (Free hold)	Land (Right-of-use)	Buildings	Roads	Plant and equipment	Furniture and fixtures	Vehicles	Office equipment	Computers	Electrical installation and equipment		Pipelines	Total
Gross block													
Gross carrying amount as at the beginning of 1st April, 2023	13850.97	584.67	60306.35	7184.89	202006.93	1991.78	2435.56	494.66	1441.26	28736.53	21295.68	340329.28	2428.88
Additions during the year	560.80	-	5804.29	712.25	11929.72	461.89	329.57	109.38	146.75	1676.17	1327.82	23058.64	22899.94
Disposals/deductions during the year	334.72	-	301.86	41.63	2100.75	15.47	215.95	17.99	127.31	87.68	6.86	3250.22	20779.25
Gross carrying amount as at the end of 31st March, 2024	14077.05	584.67	65808.78	7855.51	211835.90	2438.20	2549.18	586.05	1460.70	30325.02	22616.64	360137.70	4549.57
Depreciation													
Accumulated depreciation as at the beginning of 1st April, 2023	-	118.71	11152.63	2046.15	47806.34	811.92	1064.81	246.56	931.12	10138.63	6222.03	80538.90	-
Depreciation for the year	-	29.21	2032.90	678.87	9678.08	208.93	399.67	89.05	211.53	2158.17	1113.89	16600.30	-
Disposals/deductions during the year	-	-	108.75	37.16	361.50	10.91	186.26	15.13	116.52	22.24	3.34	861.81	-
Accumulated depreciation as at the end of 31st March, 2024	-	147.92	13076.78	2687.86	57122.92	1009.94	1278.22	320.48	1026.13	12274.56	7332.58	96277.39	-
Net carrying amount as at the end of 31st March, 2024	14077.05	436.75	52732.00	5167.65	154712.98	1428.26	1270.96	265.57	434.57	18050.46	15284.06	263860.31	4549.57
Gross block													
Gross carrying amount as at the beginning of 1st April, 2022	7631.91	584.67	46808.50	2804.72	139172.84	1499.02	2046.95	385.00	1251.77	18086.53	12719.31	232991.22	20430.05
Additions during the year	6219.06	-	13695.24	4382.15	65994.35	507.59	736.58	122.92	253.42	11032.01	8665.90	111609.22	85725.67
Disposals/deductions during the year	-	-	197.39	1.98	3160.26	14.83	347.97	13.26	63.93	382.01	89.53	4271.16	103726.84
Gross carrying amount as at the end of 31st March, 2023	13850.97	584.67	60306.35	7184.89	202006.93	1991.78	2435.56	494.66	1441.26	28736.53	21295.68	340329.28	2428.88
Depreciation													
Accumulated depreciation as at the beginning of 1st April, 2022	-	89.50	9518.38	1716.50	41310.09	660.56	998.33	192.23	804.79	8931.02	5502.45	69723.85	-
Depreciation for the year	-	29.21	1718.47	330.50	7815.42	163.00	374.18	65.96	183.21	1433.72	798.96	12912.63	-
Disposals/deductions during the year	-	-	84.22	0.85	1319.17	11.64	307.70	11.63	56.88	226.11	79.38	2097.58	-
Accumulated depreciation as at the end of 31st March, 2023	-	118.71	11152.63	2046.15	47806.34	811.92	1064.81	246.56	931.12	10138.63	6222.03	80538.90	-
Net carrying amount as at the end of 31st March, 2023	13850.97	465.96	49153.72	5138.74	154200.59	1179.86	1370.75	248.10	510.14	18597.90	15073.65	259790.38	2428.88

@ Refer note no.4A

### Footnotes:

- Depreciation capitalised and transferred to Capital work-in-progress ₹ Nil (Previous year: ₹0.45 Lakhs) - refer note no. 4A.
- The finance costs on specific borrowings capitalised during the year amounted to ₹ Nil (Previous Year: ₹216.87 Lakhs using the capitalisation rate of 3.68% per annum which was the effective interest rate of the specific borrowings).
- The Company has availed loans from banks against security of the fixed assets (i.e. property, plant and equipment) as referred to in note no. 18(i).
- Buildings include ₹1.66 Lakhs (Previous year: ₹1.66 Lakhs) being cost of 79833 (Previous year: 79833) equity shares of Fortuna Services Ltd.
- For capital commitment with regards to property, plant and equipment, refer note no. 37(1)(b).

# Notes forming part of the standalone financial statements

for the year ended 31st March, 2024

## Note No. : 4A - Capital work-in-progress

(₹ in Lakhs)

Particulars	As at 31st March, 2024		As at 31st March, 2023	
Buildings, plant and equipment, electrical installations etc.				
Additions during the year		21897.80		84546.12
	(A)	21897.80		84546.12
Pre-operative and trial run expenses				
Additions during the year:				
Cost of materials consumed		-		209.72
Employee benefits expense				
Salaries and wages	15.74		188.99	
Contribution to provident and other funds	1.58		17.35	
Staff welfare expense	-	17.32	2.80	209.14
Finance costs [Refer note no. 4(b)]				
Interest on long-term borrowings	-		216.59	
Other borrowing costs	-	-	0.28	216.87
Depreciation and amortisation expense		-		0.45
Other expenses				
Consumption of stores				
Other than process chemicals	-		0.71	
Power and fuel	4.19		120.31	
Insurance	-		8.29	
Rates and taxes (excluding taxes on income)	-		38.11	
Legal and Professional expenses	970.34		201.30	
Miscellaneous expenses	10.29	984.82	174.65	543.37
	(B)	1002.14		1179.55
Total additions during the year	C= (A+B)	22899.94		85725.67
Balance brought forward				
Buildings, plant and equipment, electrical installations etc.	(D)	2428.88		20430.05
	E = (C+D)	25328.82		106155.72
Capitalised during the year	(F)	20779.25		103726.84
Capital work-in-progress at the end of the year	G= (E-F)	4549.57		2428.88

### Footnote:

The amounts disclosed under the following notes are net of pre-operative and trial run expenses capitalised:

Cost of materials consumed (note no. 29), Employee benefits expense (note no. 31), Finance costs (note no. 32), Depreciation and amortisation expense (note no. 33), and Other expenses (note no. 34).

### Capital work-in-progress ageing schedule:

#### As at the end of 31st March, 2024

(₹ in Lakhs)

Particulars	Amount in capital work-in-progress for a period of				Total
	Less than 1 year	1-2 years	2-3 years	More than 3 years	
Projects in progress (includes goods-in-transit)	4484.20	65.37	-	-	4549.57
Projects temporarily suspended	-	-	-	-	-
Total	4484.20	65.37	-	-	4549.57

#### As at the end of 31st March, 2023

(₹ in Lakhs)

Particulars	Amount in capital work-in-progress for a period of				Total
	Less than 1 year	1-2 years	2-3 years	More than 3 years	
Projects in progress (includes goods-in-transit)	2283.19	145.69	-	-	2428.88
Projects temporarily suspended	-	-	-	-	-
Total	2283.19	145.69	-	-	2428.88

# Notes forming part of the standalone financial statements

for the year ended 31st March, 2024

## Note No. : 5 - Intangible assets

(₹ in Lakhs)

Particulars	Computer software (Acquired)
Gross block	
Gross carrying amount as at the beginning of 1st April, 2023	613.54
Additions during the year	47.30
Disposals/deductions during the year	1.75
Gross carrying amount as at the end of 31st March, 2024	659.09
Amortisation	
Accumulated amortisation as at the beginning of 1st April, 2023	544.80
Amortisation for the year	35.73
Disposals/deductions during the year	0.84
Accumulated amortisation as at the end of 31st March, 2024	579.69
Net carrying amount as at the end of 31st March, 2024	79.40
Gross block	
Gross carrying amount as at the beginning of 1st April, 2022	638.39
Additions during the year	10.11
Disposals/deductions during the year	34.96
Gross carrying amount as at the end of 31st March, 2023	613.54
Amortisation	
Accumulated amortisation as at the beginning of 1st April, 2022	541.13
Amortisation for the year	38.12
Disposals/deductions during the year	34.45
Accumulated amortisation as at the end of 31st March, 2023	544.80
Net carrying amount as at the end of 31st March, 2023	68.74

## Note No. : 6 - Investments

### (i) Non-current

(₹ in Lakhs)

Particulars	Par value	Number of shares	As at 31st March, 2024	Number of shares	As at 31st March, 2023
Unquoted					
Fully paid-up :					
Investment in equity instruments					
(a) Investment at cost					
Investment in associate					
Auxilo Finserve Private Limited [Refer note no. 37(14)]	₹10	165292000	17499.64	165292000	17499.64
(b) Investment at fair value through other comprehensive income					
Investment in other company					
Konkan Speciality Polyproducts Private Limited [Refer note no. 37(16)] *	₹100	8925	612.26	-	-
			18111.90		17499.64
Aggregate amount of quoted investments			Not applicable		Not applicable
Aggregate market value of quoted investments			Not applicable		Not applicable
Aggregate amount of unquoted investments			18111.90		17499.64
Aggregate amount of impairment in value of investments			-		-
Aggregate amount of investment at cost			17499.64		17499.64
Aggregate amount of investment at fair value through other comprehensive income			612.26		-

\* The said investment, being long-term and strategic in nature, has been designated at fair value through other comprehensive income.



# Notes forming part of the standalone financial statements

for the year ended 31st March, 2024

## Note No. : 6 - Investments (Contd.)

### Details of the associate

Name of associate	Principal activity	Place of incorporation and principal place of business	Proportion of ownership interest/ voting rights held by the Company	
			As at 31st March, 2024	As at 31st March, 2023
Auxilo Finserve Private Limited	Financing activities in education sector in India	Mumbai	33.72%	43.93%

### (ii) Current

(₹ in Lakhs)

Particulars	Number of units	As at 31st March, 2024	Number of units	As at 31st March, 2023
<b>Unquoted</b>				
Investment in mutual funds				
Investment at fair value through profit or loss				
Kotak Overnight Fund Direct - Growth *	-	-	512217.348	6125.06
				<b>6125.06</b>
Aggregate amount of quoted investments		Not applicable		Not applicable
Aggregate market value of quoted investments		Not applicable		Not applicable
Aggregate amount of unquoted investment		-		6125.06
Aggregate amount of impairment in value of investments		-		-
Aggregate amount of investment at fair value through profit or loss		-		6125.06

\*Investments earmarked for buy-back of equity shares

## Note No. : 7 - Other financial assets (carried at amortised cost)

### (i) Non-current (Unsecured, considered good unless stated otherwise)

(₹ in Lakhs)

Particulars	As at 31st March, 2024	As at 31st March, 2023
Security deposits	168.31	116.87
Fixed deposits with banks		
(With more than 12 months maturity)		
With excise authorities (Pledged)	191.75	175.19
Interest accrued but not due on		
Fixed deposits with banks	5.45	7.14
	<b>365.51</b>	<b>299.20</b>

### (ii) Current (Unsecured, considered good unless stated otherwise)

(₹ in Lakhs)

Particulars	As at 31st March, 2024	As at 31st March, 2023
Advance to employees	256.74	222.57
Claims receivable *	358.21	700.17
Interest accrued but not due on		
Fixed deposits with banks	4.30	4.97
Other deposits	0.90	5.85
	<b>620.15</b>	<b>928.59</b>

\*Represents claim for interest subvention [Refer note no. 37(8)]

## Note No. : 8 - Non-current tax assets (net)

(₹ in Lakhs)

Particulars	As at 31st March, 2024	As at 31st March, 2023
Advance tax	63565.48	64019.12
Less: Provision for taxation	62851.38	62851.38
	<b>714.10</b>	<b>1167.74</b>

# Notes forming part of the standalone financial statements

for the year ended 31st March, 2024

## Note No. : 9 - Other non-current assets (Unsecured, considered good unless stated otherwise)

(₹ in Lakhs)

Particulars	As at 31st March, 2024		As at 31st March, 2023	
Capital advances		555.59		828.87
Advances other than capital advances				
Other advances				
Advances to suppliers and others				
Considered doubtful	9.31		9.31	
Less: Allowance for bad and doubtful advances	9.31	-	9.31	-
Others				
Net defined benefit assets [Refer note no. 37(9)]	685.79		-	
Prepaid expenses	283.98		276.50	
Duties and taxes paid under protest	68.32	1038.09	83.12	359.62
		<b>1593.68</b>		<b>1188.49</b>

## Note No. : 10 - Inventories

(₹ in Lakhs)

Particulars	As at 31st March, 2024		As at 31st March, 2023	
Raw materials	8763.70		20079.89	
Add: Goods-in-transit	101.04	8864.74	48.38	20128.27
Packing materials		599.87		524.04
Work-in-progress				
Sugar and syrup	3569.58		3127.58	
By-products	697.51	4267.09	621.45	3749.03
Finished goods				
Sugar	231301.25		169384.98	
Industrial alcohol	12798.70		9132.40	
Banked power	258.57		243.74	
Others	184.21		70.59	
	244542.73		178831.71	
Add: Goods-in-transit	1260.66	245803.39	2414.56	181246.27
Stores and spares	8199.20		7892.99	
Add: Goods-in-transit	227.21		244.24	
	8426.41		8137.23	
Less: Provision for obsolescence/ non-moving stores and spares [Refer note no. 34]	252.03	8174.38	10.58	8126.65
Loose tools		0.16		0.16
By-products		19167.09		17956.48
Scrap		-		137.26
		<b>286876.72</b>		<b>231868.16</b>
<b>Footnotes:</b>				
(i) Carrying amount of inventories pledged as security for borrowings (Refer note no. 18(ii) for charge created/ security terms against borrowings)		260727.51		196509.59
(ii) Refer note no. 2.4 for mode of valuation				

# Notes forming part of the standalone financial statements

for the year ended 31st March, 2024

## Note No. : 11 - Biological assets

(₹ in Lakhs)

Particulars	As at 31st March, 2024	As at 31st March, 2023
Reconciliation of changes in book value of biological assets:		
Opening balance	23.67	18.95
Additions during the year	93.73	44.69
Decrease due to harvested sugarcane transferred to inventory *	33.25	39.97
Closing balance	84.15	23.67

\* Sugarcane captively consumed.

## Note No. : 12 - Trade receivables (carried at amortised cost)

### Current (Unsecured, considered good unless stated otherwise)

(₹ in Lakhs)

Particulars	As at 31st March, 2024	As at 31st March, 2023
Trade receivables	12556.76	12482.31
	12556.76	12482.31

### Trade receivables ageing schedule

#### As at the end of 31st March, 2024

(₹ in Lakhs)

Particulars	Current but not due	Outstanding for following periods from due date of payment					Total
		Less than 6 months	6 months - 1 year	1-2 years	2-3 years	More than 3 years	
Undisputed trade receivables							
- Considered good	9490.47	3065.21	1.02	0.06	-	-	12556.76
Total	9490.47	3065.21	1.02	0.06	-	-	12556.76

#### As at the end of 31st March, 2023

(₹ in Lakhs)

Particulars	Current but not due	Outstanding for following periods from due date of payment					Total
		Less than 6 months	6 months - 1 year	1-2 years	2-3 years	More than 3 years	
Undisputed trade receivables							
- Considered good	10948.90	1533.29	0.12	-	-	-	12482.31
Total	10948.90	1533.29	0.12	-	-	-	12482.31

### Other information

- No trade receivables are due from directors or other officers of the Company either severally or jointly with any other person nor due from firms or private companies in which any director is a partner, a director or a member.
- Details relating to the Company's credit risk management have been given in note no. 37(17)(b).

## Note No. : 13 - Cash and cash equivalents

(₹ in Lakhs)

Particulars	As at 31st March, 2024	As at 31st March, 2023
Balances with banks	1.60	1.83
Cash on hand	30.32	29.16
	31.92	30.99

# Notes forming part of the standalone financial statements

for the year ended 31st March, 2024

## Note No. : 14 - Bank balances other than cash and cash equivalents

(₹ in Lakhs)

Particulars	As at 31st March, 2024		As at 31st March, 2023	
	Number of shares	(₹ in Lakhs)	Number of shares	(₹ in Lakhs)
Earmarked balances				
Fixed deposit for buy-back		-		363.60
Fixed deposits for molasses storage fund		82.09		140.80
Unpaid dividend accounts *		162.54		611.98
Other bank balances **		6.28		9.18
Fixed deposits pledged with excise authorities and others		13.47		32.95
		<b>264.38</b>		<b>1158.51</b>
* Includes tax deducted at source on interim dividend not yet due as on the balance sheet date		-		422.29
**Balances in escrow accounts for cane payment				

## Note No. : 15 - Other current assets (Unsecured, considered good unless stated otherwise)

(₹ in Lakhs)

Particulars	As at 31st March, 2024		As at 31st March, 2023	
	Number of shares	(₹ in Lakhs)	Number of shares	(₹ in Lakhs)
Advances other than capital advances				
Other advances				
Advances to suppliers and others		1026.62		2709.17
Income tax refundable		-		68.61
GST and other taxes/ duties		752.71		993.76
Others				
Prepaid expenses		1277.61		1359.32
Miscellaneous		-		25.42
		<b>3056.94</b>		<b>5156.28</b>

## Note No. : 16 - Share capital

Particulars	As at 31st March, 2024		As at 31st March, 2023	
	Number of shares	(₹ in Lakhs)	Number of shares	(₹ in Lakhs)
(a) Authorised				
Equity shares of ₹1/- each	400000000	4000.00	400000000	4000.00
Preference shares of ₹100/- each	2500000	2500.00	2500000	2500.00
		<b>6500.00</b>		<b>6500.00</b>
(b) Issued, subscribed and fully paid-up				
Equity shares of ₹1/- each	201749245	2017.49	201749245	2017.49
		<b>2017.49</b>		<b>2017.49</b>

Issue of 16910 (Previous year: 16910) equity shares on Right basis has been kept in abeyance in view of pending disputes.

### (c) Reconciliation of number and amount of equity shares outstanding:

Particulars	As at 31st March, 2024		As at 31st March, 2023	
	Number of shares	(₹ in Lakhs)	Number of shares	(₹ in Lakhs)
At the beginning of the year	201749245	2017.49	204040000	2040.40
Less: Buy-back of shares [Refer note no. 37(4)(a)]	-	-	2290755	22.91
At the end of the year	201749245	2017.49	201749245	2017.49

(d) The Company has only one class of equity shares. The Company declares and pays dividend in Indian rupees. The holders of equity shares are entitled to receive dividend as declared from time to time and are entitled to one vote per share.

# Notes forming part of the standalone financial statements

for the year ended 31st March, 2024

## Note No. : 16 - Share capital (Contd.)

In the event of liquidation of the Company, the holders of equity shares will be entitled to receive remaining assets of the Company, after distribution of all preferential dues. The distribution will be in proportion to the number of equity shares held by the shareholders.

(e) Shareholders holding more than 5% of the equity shares in the Company:

Name of the shareholder	As at 31st March, 2024		As at 31st March, 2023	
	Number of shares held	% of holding	Number of shares held	% of holding
Mr. Vivek Saraogi	62109536	30.79	41158544	20.40
Ms. Sumedha Saraogi	5376618	2.67	22043079	10.93

(f) Details of shares held by promoters:

As at 31st March, 2024

Sl. No.	Name of the Promoter	Number of shares at the beginning of the year	Change during the year*	Number of shares at the end of the year	% of total shares	% change during the year
1	Mr. Vivek Saraogi	41158544	20950992	62109536	30.79	10.38**
2	Ms. Sumedha Saraogi	22043079	(16666461)	5376618	2.67	(8.26)
3	Ms. Stuti Dhanuka	4284531	(4284531)	-	-	(2.12)
4	Ms. Avantika Saraogi	3187007	-	3187007	1.58	-
5	Vivek Saraogi (HUF)	147482	-	147482	0.07	-
6	Novel Suppliers Pvt. Ltd.	3551444	-	3551444	1.76	-
7	Udaipur Cotton Mills Co. Ltd.	5689433	-	5689433	2.82	-
8	Meenakshi Mercantiles Ltd.	6484233	-	6484233	3.21	-
	<b>Total</b>	<b>86545753</b>	<b>-</b>	<b>86545753</b>	<b>42.90</b>	<b>-</b>

\*Inter-se transfer of shares among promoters.

\*\*Considered as 10.38% due to rounding off.

As at 31st March, 2023

Sl. No.	Name of the Promoter	Number of shares at the beginning of the year	Change during the year	Number of shares at the end of the year	% of total shares*	% change during the year
1	Mr. Vivek Saraogi	41158544	-	41158544	20.40	0.23
2	Ms. Sumedha Saraogi	22043079	-	22043079	10.93	0.13
3	Ms. Stuti Dhanuka	4284531	-	4284531	2.12	0.02
4	Ms. Avantika Saraogi	3187007	-	3187007	1.58	0.01
5	Vivek Saraogi (HUF)	147482	-	147482	0.07	-
6	Novel Suppliers Pvt. Ltd.	3551444	-	3551444	1.76	0.02
7	Udaipur Cotton Mills Co. Ltd.	5689433	-	5689433	2.82	0.03
8	Meenakshi Mercantiles Ltd.	6484233	-	6484233	3.21	0.03
	<b>Total</b>	<b>86545753</b>	<b>-</b>	<b>86545753</b>	<b>42.90</b>	<b>0.48</b>

\*Aggregate of % of total shares held by promoters considered as 42.90% due to rounding off.

### Footnote:

The percentage of shareholding changed due to the extinguishment of the equity shares bought back till 31st March, 2023 pursuant to the buy-back approved at the meeting of the Board of Directors held on 9th November, 2022.

- (g) The aggregate number of equity shares bought back in immediately preceding last five years ended 31st March, 2024 - 26689082 equity shares (previous period of five years ended 31st March, 2023 - 26689082 equity shares).
- (h) An aggregate of 4000000 (Previous year: Nil) Employee Stock Appreciation Rights (ESARs) has been approved under the "BCML Employees Stock Appreciation Rights Plan 2023" ("ESAR 2023"/ "Plan") for grant to eligible employees of the Company. Each ESAR, when exercised, would be converted into less than one equity share of the Company with a par value of ₹1/- each. Refer to note no. 37(4)(b) for further disclosures.



# Notes forming part of the standalone financial statements

for the year ended 31st March, 2024

## Note No. : 17 - Other equity

(₹ in Lakhs)

Particulars	As at 31st March, 2024		As at 31st March, 2023	
<b>A. Reserves and surplus</b>				
<b>(a) Capital reserve</b>				
Balance as per last account		1075.58		1075.58
<b>(b) Capital redemption reserve</b>				
Balance as per last account	3086.99		3064.08	
Add: Transfer from retained earnings [Refer note no. 37(4)(a)]	-	3086.99	22.91	3086.99
<b>(c) Share options outstanding account</b>				
Add: Created during the year [Refer note no. 37(4)(b)]	2396.04	2396.04	-	-
<b>(d) Storage fund for molasses</b>				
Balance as per last account	122.80		89.29	
Add: Created during the year	62.14		66.95	
Less: Written back during the year	117.15	67.79	33.44	122.80
<b>(e) General reserve</b>				
Balance as per last account	200000.00		170000.00	
Add: Transfer from retained earnings	30000.00	230000.00	30000.00	200000.00
<b>(f) Retained earnings</b>				
Balance as per last account	81240.30		99546.75	
Add: Profit for the year	43320.87		27553.16	
Add: Transfer from other comprehensive income	803.95		(622.33)	
Less: Transfer to capital redemption reserve [Refer note no.37(4)(a)]	-		22.91	
Less: Transfer to general reserve	30000.00		30000.00	
Less: Utilised on buy-back of equity shares [Refer note no. 37(4)(a)]	-		8162.23	
Less: Tax on buy-back of equity shares [Refer note no. 37(4)(a)]	-		1893.47	
Less: Buy-back expenses [net of tax ₹2.81 Lakhs (Previous year : ₹39.92 Lakhs) [Refer note no. 37(4)(a)]	5.23		74.31	
	95359.89		86324.66	
Less: Interim dividend paid during the year [Refer note no. 37(18)(b)]	6052.48	89307.41	5084.36	81240.30
<b>(A)</b>		<b>325933.81</b>		<b>285525.67</b>
<b>B. Other comprehensive income</b>				
Balance as per last account	-		-	
Add: Other comprehensive income for the year	813.19		(622.33)	
Less: Transfer to retained earnings	803.95	9.24	(622.33)	-
<b>(B)</b>		<b>9.24</b>		<b>-</b>
<b>C = (A + B)</b>		<b>325943.05</b>		<b>285525.67</b>

### Footnotes:

- Capital reserve comprise of reserve arising consequent to business combination in earlier years, in accordance with applicable accounting standard and in terms of the relevant schemes sanctioned by the Court.
- Capital redemption reserve has been created consequent to redemption of preference shares and buy-back of equity shares. This reserve shall be utilised in accordance with the provisions of the Act.
- The share options outstanding account is used to record the value of equity-settled share-based payment transactions related to rights granted by the Company to its eligible employees under the Plan.
- The general reserve represents profits transferred out of retained earnings of the Company from time to time and it also includes amount aggregating to ₹4224.23 Lakhs (Previous year: ₹4224.23 Lakhs) arisen consequent to business combination entered by the Company in earlier years, in accordance with the then applicable accounting standard and in terms of the relevant schemes sanctioned by the Court. It is not earmarked for any specific purpose.
- The storage fund for molasses has been created to meet the cost of construction of molasses storage tank as required under Uttar Pradesh Sheera Niyamtran (Sansodhan) Adesh, 1974. During the year ended 31st March, 2024, ₹117.15 Lakhs (Previous year: ₹33.44 Lakhs) has been utilised from the fund and credited to the Statement of Profit and Loss. The said storage fund is represented by investment in the form of fixed deposits with banks amounting to ₹82.09 Lakhs (Previous year: ₹140.80 Lakhs).
- Retained earnings represent the undistributed profit or accumulated earnings of the Company. This includes net cumulative losses of ₹2366.99 Lakhs (Previous year: ₹ 3170.94 Lakhs) as at the balance sheet date related to the re-measurement of the defined benefit plan resulting from experience adjustments and changes in actuarial assumptions, recognised in other comprehensive income.
- Other comprehensive income (OCI) represents the balance with respect to:
  - Re-measurement gains/ (losses) resulting from experience adjustments and changes in actuarial assumptions. These gains/ (losses) are recognised directly in OCI during the period in which they occur and are subsequently transferred to Retained earnings.
  - Cumulative gains/ (losses) arising from the fair valuation of non-current equity investments at fair value through other comprehensive income, net of amounts reclassified to Retained earnings when those instruments are disposed of.

# Notes forming part of the standalone financial statements

for the year ended 31st March, 2024

## Note No. : 18 - Borrowings (carried at amortised cost)

(₹ in Lakhs)

### (i) Non-current

Particulars	As at 31st March, 2024	As at 31st March, 2023
Debentures		
Senior, Unlisted, Rated, Redeemable, Non-convertible		
Secured [Refer footnote (a)(i) below]	13984.28	13967.59
Term loans		
From banks		
Secured		
Rupee loans:		
HDFC Bank Ltd. (HDFC) [Refer footnote (a)(ii & iii) below]	7650.00	12554.50
ICICI Bank Ltd. (ICICI) [Refer footnote (a)(iv) below]	-	1250.00
State Bank of India (SBI) [Refer footnote (a)(v) below]	11000.00	13500.00
ICICI Bank Ltd. (ICICI) (Acting as an agent on behalf of Government of Uttar Pradesh) [Refer footnote (a)(vi) below]	-	1602.88
	<b>32634.28</b>	<b>42874.97</b>

### a) Nature of securities for the aforesaid borrowings including current maturities of long-term borrowings [Refer note no. 18(ii)] and deferred income [Refer note no. 21]:

- i) Senior, Unlisted, Rated, Redeemable, Non-convertible Debentures subscribed by debenture holder amounting to ₹14000.00 Lakhs (Previous year: ₹14000.00 Lakhs) is secured by first exclusive charge, by way of hypothecation of movable fixed assets (PPE), both present and future, pertaining to two sugar units of the Company viz. Balrampur and Babhnan.
- ii) Rupee Term Loan from HDFC amounting to ₹11050.00 Lakhs (Previous year: ₹13600.00 Lakhs) under the Scheme for Extending Financial Assistance to project proponents for enhancement of ethanol capacity, is secured by pari passu first charge, by way of hypothecation of all the movable fixed assets (PPE), both present and future, pertaining to Balrampur distillery unit of the Company.
- iii) Rupee Term Loan from HDFC amounting to ₹1504.50 Lakhs (Previous year: ₹3510.50 Lakhs) under the Scheme for Extending Financial Assistance to Sugar Mills for enhancement and augmentation of ethanol capacity, is secured by first charge on pari passu basis with ICICI, by way of hypothecation of all the movable fixed assets (PPE), both present and future, pertaining to Gularia distillery unit of the Company.
- iv) Rupee Term Loan from ICICI amounting to ₹1250.00 Lakhs (Previous year: ₹2500.00 Lakhs) under the Scheme for Extending Financial Assistance to Sugar Mills for enhancement and augmentation of ethanol capacity, is secured by first charge on pari passu basis with HDFC, by way of hypothecation of all the movable fixed assets (PPE), both present and future, pertaining to Gularia distillery unit of the Company.
- v) Rupee Term Loan from SBI amounting to ₹16500.00 Lakhs (Previous year: ₹19000.00 Lakhs) under the Scheme for Extending Financial Assistance to project proponents for enhancement of ethanol capacity, is secured by first charge, by way of hypothecation of all the movable fixed assets (PPE), both present and future, pertaining to Maizapur distillery unit of the Company.
- vi) Rupee Term Loan from ICICI (Acting as an agent on behalf of Government of Uttar Pradesh), including deferred income, aggregating to ₹1825.41 Lakhs (Previous year: ₹9127.03 Lakhs) under the Scheme for Extending Financial Assistance to Sugar Undertakings, 2018, of Uttar Pradesh Government is secured by pari passu first charge, by way of hypothecation of movable fixed assets (PPE), both present and future, pertaining to seven cogen units of the Company viz. Balrampur, Babhnan, Haidargarh, Akbarpur, Mankapur, Kumbhi and Gularia.

## Notes forming part of the standalone financial statements for the year ended 31st March, 2024

### Note No. : 18 (i) - Borrowings (carried at amortised cost) (contd.)

#### b) Terms of repayment:

Lender	Rate of interest (ROI) (%)	Amount outstanding as at 31st March, 2024		Amount outstanding as at 31st March, 2023		Period of maturity w.r.t. the Balance Sheet date as at 31st March, 2024	Number of instalments outstanding as at 31st March, 2024	Amount of each instalment (₹ in Lakhs)	Details of security offered
		Current (₹ in Lakhs) [Refer note no.18(ii)]	Non-current (₹ in Lakhs)	Current (₹ in Lakhs) [Refer note no.18(ii)]	Non-current (₹ in Lakhs)				
<b>Debentures:</b>									
1	3 month T-Bill +1.65% (Previous year: 3 month T-Bill +1.65%)	-	13984.28#	-	13967.59#	1 years 10 months and 26 days	Bullet repayment at the end of 3 years with put/call options at the end of 18 months from the date of disbursement	14000.00	Refer note no. 18 (i) (a) (i) above
	<b>Sub - Total</b>	-	<b>13984.28</b>	-	<b>13967.59</b>				
<b>Term Loans:</b>									
1	HDFC Bank Ltd. 3 month T-Bill +1.85% (Previous year: 3 month T-Bill +1.85%)	3400.00	7650.00	2550.00	11050.00	3 years 2 months and 28 days	13 (payable quarterly)	850.00	Refer note no. 18 (i) (a) (ii) above
	<b>Sub - Total</b>	<b>3400.00</b>	<b>7650.00</b>	<b>2550.00</b>	<b>11050.00</b>				
2	HDFC Bank Ltd. 3 month T-Bill +1.85% (Previous year: 3 month T-Bill +1.85%)	1504.50	-	2006.00	1504.50	8 months and 30 days	3 (payable quarterly)	501.50	Refer note no. 18 (i) (a) (iii) above
	<b>Sub - Total</b>	<b>1504.50</b>	-	<b>2006.00</b>	<b>1504.50</b>				
3	ICICI Bank Ltd. ICICI one year MCLR (Previous year: ICICI one year MCLR)	1250.00	-	1250.00	1250.00	8 months and 30 days	1 (payable annually)	1250.00	Refer note no. 18 (i) (a) (iv) above
	<b>Sub - Total</b>	<b>1250.00</b>	-	<b>1250.00</b>	<b>1250.00</b>				
4	State Bank of India 3 month T-Bill +1.80% (Previous year: 3 month T-Bill +1.80%)	5500.00	11000.00	5500.00	13500.00	2 years 11 months and 20 days	12 (payable quarterly)	1375.00	Refer note no. 18 (i) (a) (v) above
	<b>Sub - Total</b>	<b>5500.00</b>	<b>11000.00</b>	<b>5500.00</b>	<b>13500.00</b>				
5	ICICI Bank Ltd. (Acting as an agent on behalf of Government of Uttar Pradesh)	1818.52^	-	7301.62	1602.88^	3 months and 3 days	3 (payable monthly)	608.47	Refer note no. 18 (i) (a) (vi) above
	<b>Sub - Total</b>	<b>1818.52</b>	-	<b>7301.62</b>	<b>1602.88</b>				
	<b>Grand Total</b>	<b>13473.02</b>	<b>32634.28</b>	<b>18607.62</b>	<b>42874.97</b>				

# Net of transaction costs amounting to ₹15.72 Lakhs (Previous year: ₹32.41 Lakhs) to be amortised over the tenure of the debentures.

\*\*Rate of interest has been fixed by the Government of Uttar Pradesh @ 5.00% for entire tenure of the loan under the Scheme for Extending Financial Assistance to Sugar Undertakings, 2018 of Uttar Pradesh Government.

^Excluding ₹6.89 Lakhs (Previous year: ₹222.53 Lakhs) on account of effective interest rate adjustment being taken to Deferred income.

# Notes forming part of the standalone financial statements

for the year ended 31st March, 2024

## Note No. : 18 - Borrowings (carried at amortised cost) (Contd.)

(₹ in Lakhs)

### (ii) Current

Particulars	As at		As at	
	31st March, 2024		31st March, 2023	
Loans repayable on demand				
Working capital loans				
From banks				
Secured				
Rupee loans*				
State Bank of India (SBI)	131908.50		87398.76	
HDFC Bank Ltd. (HDFC)	13810.21		38980.70	
Kotak Mahindra Bank Ltd. (KOTAK)	8999.29	154718.00	-	126379.46
Current maturities of long-term borrowings **				
Term loans				
From banks				
Secured				
Rupee loans				
HDFC Bank Ltd. (HDFC)	4904.50		4556.00	
ICICI Bank Ltd. (ICICI)	1250.00		1250.00	
State Bank of India (SBI)	5500.00		5500.00	
ICICI Bank Ltd. (ICICI) (Acting as an agent on behalf of Government of Uttar Pradesh)	1818.52	13473.02	7301.62	18607.62
		<b>168191.02</b>		<b>144987.08</b>

\* The Company is having favourable balance with ICICI Bank Ltd. (ICICI) at the year end and accordingly, the same has been clubbed with Balances with banks under note no. - 13 "Cash and cash equivalents".

\*\* Refer note no. 18(i) (a) and (b) for nature of securities and terms of repayment respectively.

#### Nature of securities :

Working capital loans (including working capital demand loans) from banks (viz: SBI, HDFC, ICICI and KOTAK) are secured by way of hypothecation of entire stock of sugar, sugar in process, mill stores, bagasse, molasses and other current assets including book debts, both present and future, of all the ten sugar units of the Company on pari passu basis with each of them.

In addition, working capital from SBI is secured by way of hypothecation of entire stock of grains and receivables, both present and future, of Maizapur distillery unit of the Company.

## Note No. : 19 - Lease liabilities (Unsecured)

(₹ in Lakhs)

Particulars	As at 31st March, 2024	As at 31st March, 2023
Opening balance	99.30	108.35
Finance costs accrued during the year	6.96	7.58
Payment of lease liabilities during the year (including interest - Refer note no.32)	16.63	16.63
Closing balance	<b>89.63</b>	<b>99.30</b>
Current	16.63	16.63
Non-current	73.00	82.67

#### Footnote:

Further, to above, the Company has certain lease arrangement on short-term basis or low value items, expenditure on which has been recognised under line item "Rent" under Other expenses - Refer note no.34.

# Notes forming part of the standalone financial statements

for the year ended 31st March, 2024

## Note No. : 20 - Other financial liabilities (carried at amortised cost)

(₹ in Lakhs)

Particulars	As at 31st March, 2024		As at 31st March, 2023	
Interest accrued but not due on borrowings		1041.59		1126.90
Unpaid dividend *		162.54		189.69
Other payables				
Retention monies	2056.94		4120.48	
Security deposits	297.04		1544.39	
Accrued expenses	315.85		240.59	
Employee related liabilities	4449.39		4902.00	
Others	-	7119.22	45.21	10852.67
		<b>8323.35</b>		<b>12169.26</b>

\*There are no amounts due and outstanding to be credited to Investor Education and Protection Fund as at balance sheet date.

## Note No. : 21 - Deferred income

(₹ in Lakhs)

Particulars	As at 31st March, 2024	As at 31st March, 2023
Opening balance	222.53	717.66
Less: Transferred to the statement of profit and loss	215.64	495.13
Closing balance	<b>6.89</b>	<b>222.53</b>
Current	6.89	215.64
Non-current	-	6.89
[Refer note no. 37(8) for other disclosures]		

## Note No. : 22 - Provisions

### (i) Non-current

(₹ in Lakhs)

Particulars	As at 31st March, 2024	As at 31st March, 2023
Provision for employee benefits - compensated absences	1106.85	1071.01
[Refer note no. 37(9)]		
	<b>1106.85</b>	<b>1071.01</b>

### (ii) Current

(₹ in Lakhs)

Particulars	As at 31st March, 2024		As at 31st March, 2023	
Provision for employee benefits [Refer note no. 37(9)]				
Compensated absences	602.54		621.86	
Gratuity	-	602.54	117.25	739.11
Other provisions				
Provision for contingencies [Refer note no. 37(2)]		0.42		0.42
		<b>602.96</b>		<b>739.53</b>



# Notes forming part of the standalone financial statements

for the year ended 31st March, 2024

## Note No. : 23 - Deferred tax liabilities (net)

As at 31st March, 2024

(₹ in Lakhs)

Particulars	Opening balance	Recognised in profit or loss	Recognised in equity	Recognised in other comprehensive income	Closing balance
<b>Tax effect of items constituting deferred tax liabilities</b>					
Property, plant and equipment and Intangible assets	24854.55	4490.19	-	-	29344.74
Investments	-	-	-	2.81	2.81
	<b>24854.55</b>	<b>4490.19</b>	<b>-</b>	<b>2.81</b>	<b>29347.55</b>
<b>Tax effect of items constituting deferred tax assets</b>					
Expenses allowable on payment basis	1091.31	(14.28)	-	-	1077.03
MAT credit entitlement	11568.72	(2082.22)	2.81	(215.92)	9273.39
Others	-	9.69	-	-	9.69
	<b>12660.03</b>	<b>(2086.81)</b>	<b>2.81</b>	<b>(215.92)</b>	<b>10360.11</b>
<b>Net deferred tax liabilities</b>	<b>12194.52</b>	<b>6577.00</b>	<b>(2.81)</b>	<b>218.73</b>	<b>18987.44</b>

As at 31st March, 2023

(₹ in Lakhs)

Particulars	Opening balance	Recognised in profit or loss	Recognised in equity	Recognised in other comprehensive income	Closing balance
<b>Tax effect of items constituting deferred tax liabilities</b>					
Property, plant and equipment and Intangible assets	21971.74	2882.81	-	-	24854.55
	<b>21971.74</b>	<b>2882.81</b>	<b>-</b>	<b>-</b>	<b>24854.55</b>
<b>Tax effect of items constituting deferred tax assets</b>					
Expenses allowable on payment basis	976.02	115.29	-	-	1091.31
MAT credit entitlement	13796.19	(2434.53)	39.92	167.14	11568.72
	<b>14772.21</b>	<b>(2319.24)</b>	<b>39.92</b>	<b>167.14</b>	<b>12660.03</b>
<b>Net deferred tax liabilities</b>	<b>7199.53</b>	<b>5202.05</b>	<b>(39.92)</b>	<b>(167.14)</b>	<b>12194.52</b>

The ultimate realisation of deferred tax assets is dependent upon the generation of future taxable income. Deferred tax assets including MAT credit entitlement is recognised on management's assessment of reasonable certainty for reversal/ utilisation thereof against future taxable income.

Based on the assessment of the possible impact of the new tax regime, the Company has decided to continue with existing normal tax structure till certain deductions are available and accumulated MAT credit entitlement is substantially exhausted and thereafter, to opt for the concessional rate under new tax regime.

# Notes forming part of the standalone financial statements

for the year ended 31st March, 2024

## Note No. : 24 - Trade and other payables

(₹ in Lakhs)

Particulars	As at 31st March, 2024	As at 31st March, 2023
<b>Trade payables</b>		
Total outstanding dues of micro enterprises and small enterprises	785.36	308.83
Total outstanding dues of creditors other than micro enterprises and small enterprises	27058.45	31293.07
	<b>27843.81</b>	<b>31601.90</b>
<b>Other payables</b>		
<b>Payable to suppliers of capital goods</b>		
Total outstanding dues of micro enterprises and small enterprises	374.16	617.02
Total outstanding dues of creditors other than micro enterprises and small enterprises	1287.83	2968.28
	<b>1661.99</b>	<b>3585.30</b>
	<b>29505.80</b>	<b>35187.20</b>

### Trade payables ageing schedule

As at the end of 31st March, 2024

(₹ in Lakhs)

Particulars	Current but not due	Outstanding for following periods from due date of payment				Total
		Less than 1 year	1-2 years	2-3 years	More than 3 years	
Total outstanding dues of micro enterprises and small enterprises	785.36	-	-	-	-	785.36
Total outstanding dues of creditors other than micro enterprises and small enterprises	567.83	26455.09	29.17	3.25	3.11	27058.45
Disputed dues of micro enterprises and small enterprises	-	-	-	-	-	-
Disputed dues of creditors other than micro enterprises and small enterprises	-	-	-	-	-	-
<b>Total</b>	<b>1353.19</b>	<b>26455.09</b>	<b>29.17</b>	<b>3.25</b>	<b>3.11</b>	<b>27843.81</b>

As at the end of 31st March, 2023

(₹ in Lakhs)

Particulars	Current but not due	Outstanding for following periods from due date of payment				Total
		Less than 1 year	1-2 years	2-3 years	More than 3 years	
Total outstanding dues of micro enterprises and small enterprises	308.83	-	-	-	-	308.83
Total outstanding dues of creditors other than micro enterprises and small enterprises	1496.23	29763.05	28.48	4.28	1.03	31293.07
Disputed dues of micro enterprises and small enterprises	-	-	-	-	-	-
Disputed dues of creditors other than micro enterprises and small enterprises	-	-	-	-	-	-
<b>Total</b>	<b>1805.06</b>	<b>29763.05</b>	<b>28.48</b>	<b>4.28</b>	<b>1.03</b>	<b>31601.90</b>

### Other information

Details related to information required under section 22 of the Micro, Small and Medium Enterprises Development Act, 2006 has been given in note no. 37(5).

# Notes forming part of the standalone financial statements

for the year ended 31st March, 2024

## Note No. : 25 - Other current liabilities

(₹ in Lakhs)

Particulars	As at		As at	
	31st March, 2024		31st March, 2023	
Security deposits		276.26		-
Other advances				
Advances from customers		1318.36		488.18
Others				
Statutory liabilities	2853.61		2513.24	
Others	-	2853.61	126.66	2639.90
		<b>4448.23</b>		<b>3128.08</b>

## Note No. : 26 - Current tax liabilities (net)

(₹ in Lakhs)

Particulars	As at		As at	
	31st March, 2024		31st March, 2023	
Provision for taxation		11336.60		-
Less: Advance tax		10428.10		-
		<b>908.50</b>		<b>-</b>

## Note No. : 27 - Revenue from operations

(₹ in Lakhs)

Particulars	Year ended		Year ended	
	31st March, 2024		31st March, 2023	
Sale of goods				
Domestic sales				
Sugar	359976.91		325097.26	
Industrial alcohol	161700.68		113227.65	
Co-generated power	16166.81		10832.06	
Bagasse	11768.20		9924.71	
Distiller's dried grains with solubles	3960.80		168.22	
Others	5800.61	559374.01	7336.27	466586.17
		<b>559374.01</b>		<b>466586.17</b>

### Footnotes:

- Details relating to performance obligation in terms of Ind AS 115 - "Revenue from contracts with customers" has been given in note no. 37(11).
- Disaggregated revenue information have been given along with segment information in note no. 37(12)(d).

## Note No. : 28 - Other income

(₹ in Lakhs)

Particulars	Year ended		Year ended	
	31st March, 2024		31st March, 2023	
Interest income on financial assets carried at amortised cost				
Deposit with banks and others		21.41		83.53
Interest on income tax refund		192.14		-
Other non-operating income				
Gain on sale of highly liquid investments (treated as cash equivalent)	984.77		692.95	
Gain on sale of investments in mutual funds (treated as current investments)	50.32		282.15	
Fair value gain on investments in mutual funds (treated as current investments)	-		69.10	
Insurance claims	621.34		597.67	
Liabilities no longer required written back	222.37		242.75	
Profit on sale/discard of property, plant and equipment (net)	2404.53		-	
Storage fund for molasses written back [Refer note no. 17(v)]	117.15		33.44	
Miscellaneous *	2786.12	7186.60	4277.55	6195.61
		<b>7400.15</b>		<b>6279.14</b>
*Includes scrap sales		1873.98		3715.27

# Notes forming part of the standalone financial statements

for the year ended 31st March, 2024

## Note No. : 29 - Cost of materials consumed

(₹ in Lakhs)

Particulars	Year ended 31st March, 2024	Year ended 31st March, 2023
Sugarcane and others	457983.28	341939.67
	<b>457983.28</b>	<b>341939.67</b>

## Note No. : 30 - Changes in inventories of finished goods, by-products and work-in-progress

(₹ in Lakhs)

Particulars	Year ended 31st March, 2024	Year ended 31st March, 2023
<b>Finished goods</b>		
Opening stock		
Sugar	169384.98	179478.98
Industrial alcohol	11546.96	1554.86
Banked power	243.74	246.11
Others	70.59	46.16
Less : Closing stock		
Sugar	231301.25	169384.98
Industrial alcohol	14059.36	11546.96
Banked power	258.57	243.74
Others	184.21	70.59
Less: Power used during trial run of capital projects	4.19	67.70
(Increase)/Decrease (A)	<b>(64561.31)</b>	<b>12.14</b>
<b>By-products</b>		
Opening stock	17956.48	17659.00
Less : Closing stock	19167.09	17956.48
Less: Bagasse used during trial run of capital projects	-	144.06
(Increase)/Decrease (B)	<b>(1210.61)</b>	<b>(441.54)</b>
<b>Work- in-progress</b>		
Opening stock		
Sugar and syrup	3127.58	2791.64
By-products	621.45	371.08
Less : Closing stock		
Sugar and syrup	3569.58	3127.58
By-products	697.51	621.45
(Increase)/Decrease (C)	<b>(518.06)</b>	<b>(586.31)</b>
(Increase)/Decrease (D) = (A+B+C)	<b>(66289.98)</b>	<b>(1015.71)</b>

# Notes forming part of the standalone financial statements

for the year ended 31st March, 2024

## Note No. : 31 - Employee benefits expense

(₹ in Lakhs)

Particulars	Year ended 31st March, 2024	Year ended 31st March, 2023
Salaries and wages	33139.87	32148.54
Contribution to provident, gratuity and other funds	3890.14	3825.49
Share based payments to employees - equity settled [Refer note no. 37(4)(b)]	2396.04	-
Staff welfare expense	429.79	405.22
	<b>39855.84</b>	<b>36379.25</b>

## Note No. : 32 - Finance costs

(₹ in Lakhs)

Particulars	Year ended 31st March, 2024	Year ended 31st March, 2023
Interest		
On long-term borrowings [Refer note no. 37(8)]	3045.68	1689.02
On short-term borrowings	5213.06	3141.43
Others *	70.67	13.88
Other borrowing costs	33.21	20.35
	<b>8362.62</b>	<b>4864.68</b>
*Includes		
- interest on lease liabilities	6.96	7.58
- interest on late payment of statutory dues	0.06	0.11
- interest on shortfall in payment of advance tax	47.48	-

## Note No. : 33 - Depreciation and amortisation expense

(₹ in Lakhs)

Particulars	Year ended 31st March, 2024	Year ended 31st March, 2023
Depreciation of property, plant and equipment * [Refer note no. 4]	16600.30	12912.18
Amortisation of intangible assets [Refer note no. 5]	35.73	38.12
	<b>16636.03</b>	<b>12950.30</b>

\* Includes depreciation of right-of-use assets



# Notes forming part of the standalone financial statements

for the year ended 31st March, 2024

## Note No. : 34 - Other expenses

(₹ in Lakhs)

Particulars	Year ended 31st March, 2024		Year ended 31st March, 2023	
Consumption of stores				
Process chemicals	5936.94		4999.66	
Others	322.73	6259.67	273.71	5273.37
Packing materials		4443.05		3539.05
Power and fuel		483.08		97.32
Rent		123.30		149.38
Repairs				
Buildings	1246.71		983.27	
Machinery	9008.01		7178.93	
Others	324.15	10578.87	261.90	8424.10
Insurance		1513.84		1292.13
Rates and taxes (excluding taxes on income)		3042.43		2621.87
Commission to non-executive directors		120.00		110.00
Directors' fees		56.80		36.95
Payments to auditors				
Statutory audit	61.00		55.65	
Limited reviews	20.70		17.87	
Certifications	3.44		3.96	
For reimbursement of expenses	1.23	86.37	-	77.48
Cost audit fees		4.80		4.00
Legal and Professional expenses		1289.70		1092.23
Freight and handling expenses		10554.43		6618.01
Brokerage and commission		583.16		445.87
Charity and donation		40.17		11.26
Expenditure on corporate social responsibility [Refer note no. 37(6)]		1291.28		1194.74
Travelling and Conveyance		1570.85		1200.33
Miscellaneous expenses		6713.08		4754.60
Loss on sale/discard of property, plant and equipment (net)		-		920.04
Sundry debit balances/advances written off		94.05		85.52
Transfer to storage fund for molasses [Refer note no.17(v)]		62.14		66.95
Obsolete stores and spares written off		55.30		34.99
Provision for obsolescence /non-moving stores and spares		241.45		-
		<b>49207.82</b>		<b>38050.19</b>

# Notes forming part of the standalone financial statements

for the year ended 31st March, 2024

## Note No. : 35 - Tax expense

### (a) Amounts recognised in profit or loss

(₹ in Lakhs)

Particulars	Year ended 31st March, 2024	Year ended 31st March, 2023
Current tax	11120.68	6941.72
Deferred tax [Refer note no. 23]	6577.00	5202.05
	<b>17697.68</b>	<b>12143.77</b>

### (b) Reconciliation of effective tax rate

(₹ in Lakhs)

Particulars		Year ended 31st March, 2024	Year ended 31st March, 2023
Profit before tax		61018.55	39696.93
Applicable tax rate		34.944%	34.944%
Computed tax expense	(A)	21322.32	13871.70
Tax effect of:			
Expenses not allowed for tax purpose		1181.62	370.59
Effect of tax deductions		(1572.48)	(1223.04)
Changes in recognised deductible temporary differences		(2168.45)	(1507.37)
MAT credit utilised/ (entitlement) for earlier years		(1065.33)	631.89
Net adjustments	(B)	(3624.64)	(1727.93)
Tax expense	C=(A+B)	17697.68	12143.77
Effective tax rate		29.00%	30.59%

## Note No. : 36 - Other comprehensive income

(₹ in Lakhs)

Particulars	Year ended 31st March, 2024		Year ended 31st March, 2023	
Items that will not be reclassified to profit or loss				
Re-measurement of defined benefit plan	1235.78		(956.61)	
Fair value changes on equity Instruments through Other Comprehensive Income	12.05	1247.83	-	(956.61)
Less: Income tax relating to items that will not be reclassified to profit or loss		(434.64)		334.28
		<b>813.19</b>		<b>(622.33)</b>

# Notes forming part of the standalone financial statements

for the year ended 31st March, 2024

## Note No. : 37 - Other disclosures

### 1. Contingent liabilities and commitments (to the extent not provided for)

#### (a) Contingent liabilities:

(₹ in Lakhs)

Sl. No.	Particulars	As at 31st March, 2024	As at 31st March, 2023
(i)	Claims against the Company not acknowledged as debt :		
	- Statutory dues - under appeal/ litigation (including interest and other claims)		
	Sales tax and entry tax	51.46	51.46
	Others	193.32	110.12
		<b>244.78</b>	<b>161.58</b>
	- Non-statutory dues - under appeal/ litigation	99.62	43.88
		<b>344.40</b>	<b>205.46</b>
(ii)	Claims for acquisition of 1.99 acres of land for the Distillery unit at Balrampur and compensation there against is under dispute as the matter is subjudice	Amount not ascertainable	Amount not ascertainable

#### Footnotes:

- The amounts shown in (i) above represent the best possible estimates based on the available information. The uncertainties and timing of the cash flows are dependent on the outcome of different legal processes which have been invoked by the Company or the claimants, as the case may be. Therefore, these amounts cannot be estimated accurately. The Company does not expect any reimbursement in respect of the above contingent liabilities.

In the opinion of the management, no provision is considered necessary for the disputes mentioned above on the ground that there are fair chances of successful outcome of the appeals/ litigations.

- Also refer note no.37(3)(d) for availment of remission of taxes and levies pending final decision with the Hon'ble Supreme Court on the matter and note no.37(3)(e).

#### (b) Commitments :

#### Estimated amount of contracts remaining to be executed on capital account and not provided for

(₹ in Lakhs)

Sl. No.	Particulars	As at 31st March, 2024	As at 31st March, 2023
(i)	Estimated amount of contracts remaining to be executed on capital account and not provided for (Refer footnote below)	87679.67	9098.39
(ii)	Advance paid against above	555.59	828.87

#### Footnote:

The Board of Directors at its meeting held on 18th February, 2024 has approved an estimated investment of ₹200000.00 Lakhs to undertake the business of manufacturing Polylactic Acid (PLA).

Estimated amount of contracts remaining to be executed on the capital account, and not yet provided for, includes ₹83613.09 Lakhs (Previous year: ₹ Nil) related to the aforesaid PLA business. Of this amount, contracts entered in foreign currency aggregates to ₹80032.89 Lakhs (Euro 889.20 Lakhs) (Previous year: ₹ Nil, Euro Nil).

### 2. Disclosures as required by Ind AS 37 "Provisions, Contingent liabilities and Contingent assets":

#### (a) Provision for contingencies

- (i) Provisions for contingencies represent provision towards various claims made/ anticipated in respect of litigation/ claims against the Company based on the management's assessment.

#### (ii) Movement in Provision for contingencies:

(₹ in Lakhs)

Particulars	As at 31st March, 2024	As at 31st March, 2023
As per last account	0.42	0.42
	<b>0.42</b>	<b>0.42</b>
- Current	0.42	0.42
- Non-current	-	-

It is not possible to estimate the timing or uncertainties related to the utilisation or reversal of the provision for contingencies. Future cash outflows will be determinable upon the resolution of appeals. The Company does not expect any reimbursement for this provision.

# Notes forming part of the standalone financial statements

for the year ended 31st March, 2024

## Note No. : 37 - Other disclosures (Contd.)

### (b) Contingent assets

During the normal course of business, several unresolved claims are currently outstanding. The inflow of economic benefits in respect of such claims cannot be measured due to uncertainties that surround the related events and circumstances. Also refer note no.37(3)(a), 37(3)(b) and 37(3)(c) in this respect.

- 3 (a) The Hon'ble High Court at Allahabad, Lucknow Bench, vide its order dated 12th February, 2019 ("Order") had quashed the G.O. dated 4th June, 2007, vide which the Sugar Industry Promotion Policy 2004 ("SIPP") was withdrawn, and held that the petitioner companies were entitled to all the benefits for the entire period of the validity of SIPP. Consequent to this, the company, in respect of its capital projects and expansions during the period from 2004 to 2008, is entitled to the capital subsidy, reimbursement of certain expenses, remission of certain taxes and levies under the provision of the said policy.

The State Government of Uttar Pradesh and others have filed Special Leave Petitions challenging the said Order before the Hon'ble Supreme Court of India and the cases are pending for hearing as on 31st March, 2024.

Pending this, the Company's claim for reimbursement of ₹33654.94 Lakhs (Previous year: ₹33654.94 Lakhs) and capital subsidy of ₹13137.77 Lakhs (Previous year: ₹13137.77 Lakhs) pursuant to SIPP being contingent in nature, has not been recognised.

Next hearing date is scheduled for the last week of July 2024.

- (b) Uttar Pradesh Electricity Regulatory Commission vide notification dated 25th July, 2019 reduced the power purchase rates of bagasse-based power plants w.e.f. 1st April, 2019 and revenue in this respect has accordingly, been recognised at such reduced rates. The Uttar Pradesh Cogen Association has filed a writ petition challenging the reduction in power rates before the Hon'ble High Court at Allahabad, Lucknow bench, which is pending for final hearing.

- (c) Uttar Pradesh Excise Authorities had imposed payment of ₹20/- per quintal on molasses transferred, sold, or supplied for captive consumption w.e.f. 24th December, 2021 as "Regulatory Fee" under amended Section 8(4) of Uttar Pradesh Sheera Niyamtran Adhiniyam, 1964. The Uttar Pradesh Sugar Mills Association and Others have filed a writ petition against the aforesaid levy before Lucknow Bench of Hon'ble High Court at Allahabad. The said Court vide its Interim Order dated 25th February, 2022 have deferred the realisation thereof pending final decision on the matter. However, the Company has continued to deposit the amount under protest and has expensed out the Regulatory Fees to the Statement of Profit and Loss.

- (d) In terms of SIPP, the Company availed remission of taxes and levies, namely, Entry Tax on Sugar, Trade Tax on Molasses and Cane Purchase Tax, Stamp duty and registration charges on purchase of land aggregating to ₹11278.45 Lakhs (Previous year: ₹11278.45 Lakhs) in earlier years. These remissions were availed pursuant to protection earlier provided by the Hon'ble High Court at Allahabad, which has been confirmed pursuant to the Order of the said Court as given in note no. 37(3)(a) above.

In the assessment of Entry Tax on Sugar and Trade Tax on Molasses relating to four sugar units, namely, Akbarpur, Mankapur, Kumbhi and Gularia aggregating to ₹6300.63 Lakhs (Previous year: ₹6300.63 Lakhs) has been assessed, though these units are also eligible for the remission under the SIPP. However, no demand has been raised and pursued against the Company in view of the protection by the Hon'ble High Court as aforesaid. Since these units are eligible for incentive under SIPP and no demand has yet been raised against the Company, the aforesaid amount of ₹6300.63 Lakhs (Previous year: ₹6300.63 Lakhs) has not been considered as contingent liability.

- (e) The Company has received demands for Income Tax for the Assessment Years 2017-2018 to 2021-2022 aggregating to ₹9611.53 Lakhs, for which necessary appeals have been filed before the Income Tax Authorities and the same are pending as on this date. Considering that the Company has favorable Order of Income Tax Appellate Tribunal on identical matter pending outcome of the appeals so filed and effect to be given thereof by the Assessing Authorities, no outflow of resources with respect to these demands are expected to arise. Accordingly, these have not been recognised and disclosed as contingent liabilities as on 31st March, 2024.

- 4 (a) The Board of Directors at its meeting held on 9th November, 2022 approved the buy-back of equity shares not exceeding ₹14544.00 Lakhs ("Maximum Buy-back Size", excluding transaction costs and tax on buy-back) at a price not exceeding ₹360/- per Equity share ("Maximum Buy-back Price").

The buy-back, offered to the equity shareholders of the Company (other than the Promoters, the Promoter Group and Persons in Control of the Company) under the open market route through the stock exchanges, commenced on 16th November, 2022. The buy-back closed on 15th May, 2023 with no additional equity shares being bought back during the year ended 31st March, 2024.

# Notes forming part of the standalone financial statements

for the year ended 31st March, 2024

## Note No. : 37 - Other disclosures (Contd.)

During the year ended 31st March, 2024, the Company bought back and extinguished a total of Nil (Previous year: 2290755) equity shares at an aggregate consideration of ₹Nil (Previous year: ₹8185.14 Lakhs) (excluding transaction costs and tax on buy-back). Consequently, the equity share capital has been reduced by ₹Nil (Previous year: ₹22.91 Lakhs), and an amount equivalent to the face value of equity shares bought back has been transferred from Retained earnings to Capital redemption reserve. The differential amount of ₹Nil (Previous year: ₹8162.23 Lakhs) with respect to the aggregate consideration in excess of the face value of the equity shares bought back has been adjusted from Retained Earnings. Further, various costs incurred for the buy-back aggregating to ₹5.23 Lakhs (Previous year: ₹74.31 Lakhs) [net of tax of ₹2.81 Lakhs (Previous year: ₹39.92 Lakhs)], and the taxation on buy-back amounting to ₹Nil (Previous year: ₹1893.47 Lakhs), has also been adjusted from Retained earnings.

### (b) Employees Stock Appreciation Rights Plan 2023 (“ESAR 2023”/“the Plan”)

BCML Employees Stock Appreciation Rights Plan 2023 (“ESAR 2023”/ “the Plan”) of the Company was formulated by the Nomination & Remuneration Committee of the Board of Directors and approved by the Board of Directors of the Company at its meeting held on 21st March, 2023 and by the shareholders through Postal Ballot on 23rd April, 2023 in accordance with Section 62(1)(b) of the Companies Act, 2013 read with Regulation 6 of the Securities and Exchange Board of India (Share Based Employee Benefits and Sweat Equity) Regulations, 2021 prescribed by the Securities and Exchange Board of India.

The Plan is an Employee Share-based Payment Arrangement which has been implemented to incentivise employees, align their interests with those of the shareholders, and promote enhanced performance which is accounted for in accordance with Ind AS 102 “Share Based Payment”.

#### (i) Brief Description of the Plan:

Under the Plan, the Company shall grant Employees Stock Appreciation Rights (“ESAR”) to such employees who are in permanent employment of the Company within the meaning of the Plan, including any director, whether whole-time or otherwise (other than promoters of the Company, or member of the promoter group, independent directors and directors holding directly or indirectly more than 10% of the outstanding equity shares of the Company), entitling the employees eligible for ESAR to receive in aggregate not more than 4000000 equity shares of par value of ₹1/- each, based on such eligibility criteria and terms and conditions as may be decided by the Nomination & Remuneration Committee of the Board of Directors.

The Plan shall be superintended and administered by the Nomination & Remuneration Committee of the Board of Directors.

#### (ii) Description of ESAR that existed at any time during the year, including the general terms and conditions of each ESAR :

Sl. No.	Particulars	Details
(a)	Date of shareholders' approval	23rd April, 2023
(b)	Total number of equity shares approved under the Plan	4000000
(c)	Date of Grant	15th May, 2023
(d)	Total number of ESARs Granted :	3273346
(e)	Vesting requirements	The ESARs vest over a minimum period of one year and a maximum period of four years from the date of grant, contingent on continued employment and other performance conditions as determined by the Nomination & Remuneration Committee.
(f)	Exercise period:	The exercise period would commence from the date of vesting and will expire on completion of 4 (four) years from the date of respective vesting or such other shorter period as may be decided by the Nomination & Remuneration Committee from time to time.  The vested ESARs shall lapse in case of termination of employment due to misconduct or due to breach of Company policies or the terms of employment. Further, irrespective of employment status, the ESARs shall lapse if not exercised within the specified exercise period.
(g)	ESAR price	₹386.60



## Notes forming part of the standalone financial statements

for the year ended 31st March, 2024

### Note No. : 37 - Other disclosures (Contd.)

Sl. No.	Particulars	Details
(h)	Maximum term of ESARs granted	ESARs shall vest in 4 years with equated vesting from the date of grant.
(i)	Source of shares (primary, secondary or combination)	The Plan contemplates issue of new fresh/primary shares by the Company and does not involve any secondary acquisition.
(j)	Method used to account for ESAR	Fair Value
(k)	Fair value at grant date	₹176.20
(l)	Variation in terms of ESARs	There were no modifications to the terms of Plan during the year ended 31st March, 2024.
(m)	Maximum number of ESARs to be issued per employee and in aggregate	The maximum number of ESARs that may be granted to any specific employee of the Company per employee and in aggregate under the ESAR 2023 shall not exceed 235500 in number per such Employee and in aggregate under ESAR 2023.
(n)	Other information	<p>Each vested ESAR, upon exercise, shall entitle the ESAR grantee to receive appreciation in ESARs and such appreciation shall, subject to the terms of the Plan, be settled in equity shares of the Company. The total number of equity shares to be issued based on appreciation shall be calculated as per the following formula:</p> $\text{Number of Equity Shares to be allotted} = [(\text{Market Price on Exercise} - \text{ESAR Price}) * \text{No. of ESARs Exercised}] / \text{Market Price on Exercise}$ <p>These equity shares shall be issued on valid exercise and receipt of the exercise price, which shall be the par value of the equity shares of the Company i.e., ₹1/- each. Fractional shares, if any, shall be settled in cash, taking into consideration the market price.</p>

#### (iii) Expense recognised:

The total expense arising from the employee share-based payment arrangements aggregating to ₹2396.04 Lakhs (Previous year: ₹ Nil) have been recognised under "Share based payments to employees - equity settled" under note no. 31 - Employee benefits expense.

#### (iv) ESAR movement during the year:

For year ended 31st March, 2024

Sl. No.	Particulars	Number of ESAR	Range of ESAR price (₹)	Weighted Average ESAR price (₹)	Weighted Average remaining life of ESARs
1)	ESARs outstanding at the beginning of the year	-			Not applicable
2)	ESARs granted during the year	3273346	386.60	386.60	5.63
3)	ESARs forfeited during the year	56860	386.60	386.60	Not applicable
4)	ESARs lapsed during the year	-			Not applicable
5)	ESARs vested during the year	-			Not applicable
6)	ESARs exercised during the year	-			Not applicable
7)	ESARs outstanding at the end of the year	3216486	386.60	386.60	5.63
8)	Number of ESARs exercisable at the end of the year	-			Not applicable

No ESARs have been exercised under the Plan during the year. Since, the Plan has been introduced during year ended 31st March, 2024; therefore, details for the previous year ended 31st March, 2023 have been excluded from the above tables.

# Notes forming part of the standalone financial statements

for the year ended 31st March, 2024

## Note No. : 37 - Other disclosures (Contd.)

- (v) A description of the method and significant assumptions used during the year to estimate the fair value of ESARs including the following information:

### The weighted-average values of :

Sl. No.	Particulars	Details
1)	ESAR price (₹)	386.60
2)	Exercise price (base price) (₹)	386.60
3)	Expected volatility (%)	47.75%
4)	Expected ESAR life (years)	4.50
5)	Expected dividend yield (%)	0.65%
6)	Risk-free interest rate (%)	6.87%

### Assumptions

#### Risk-free rate of return:

The risk-free interest rate being considered for the calculation is the interest rate applicable for a maturity equal to the expected life of the ESARs based on the zero-coupon yield curve for Government Securities.

While calculating the interest rate used as a benchmark (known as the risk-free interest rate) is chosen based on government securities. Specifically, this interest rate corresponds to a zero-coupon yield curve, which represents the yields on government securities that do not pay periodic interest and mature at the end of their term. The maturity period chosen for this interest rate matches the expected duration that the ESARs will be held before they are exercised or expire.

A zero-coupon yield curve shows the yields of zero-coupon bonds (bonds that do not make periodic interest payments) across different maturities. The curve reflects the interest rates that an investor would earn if they bought a zero-coupon bond today and held it until its maturity date.

#### Expected divided yield:

Expected dividend yield has been calculated as :

Dividend paid divided by market price as on the date of grant.

#### The method used and the assumptions made to incorporate the effects of expected early exercise:

Not Applicable

#### Basis of determination of expected volatility, including an explanation of the extent to which expected volatility was based on historical volatility:

The expected price volatility is determined using annualised standard deviation (a measure of volatility used in Black-Scholes-Merton option pricing) and the historic volatility based on remaining life of the ESARs.

#### Other features of the ESARs granted which were incorporated into the measurement of fair value, such as a market condition:

NIL

- (vi) ESARs granted to Senior managerial personnel as defined under Regulation 16(d) of the Securities and Exchange Board of India (Listing Obligations and Disclosure Requirements) Regulations, 2015 during the year.  
1732896 (Previous year: Not applicable)
- (vii) Any other employee who receives a grant in any one year of ESAR amounting to 5% or more of ESAR granted during the year  
Nil (Previous year: Not applicable)
- (viii) Identified employees who were granted ESAR, during any one year, equal to or exceeding 1% of the issued capital (excluding outstanding warrants and conversions) of the company at the time of grant  
Nil (Previous year: Not applicable)

## Notes forming part of the standalone financial statements

for the year ended 31st March, 2024

### Note No. : 37 - Other disclosures (Contd.)

5. Based on the information/documents available with the Company, information as per the requirement of section 22 of the Micro, Small and Medium Enterprises Development Act, 2006 with respect to trade payables and payable to suppliers of capital goods are as follows:

#### As at 31st March, 2024:

(₹ in Lakhs)

Sl. No.	Description	Trade payables	Payable to suppliers of capital goods	Total
(i)	The principal amount remaining unpaid to suppliers as at the end of accounting year *	785.36	374.16	1159.52
(ii)	The interest due thereon remaining unpaid to suppliers as at the end of accounting year	-	-	-
(iii)	The amount of interest paid by the Company in terms of section 16 of the Micro, Small and Medium Enterprises Development Act, 2006, along with the amount of payment made to the suppliers beyond the appointed day during the year	-	-	-
(iv)	The amount of interest due and payable for the period of delay in making payment (which have been paid but beyond the appointed day during the year) but without adding the interest specified under the Micro, Small and Medium Enterprises Development Act, 2006	-	-	-
(v)	The amount of interest accrued during the year and remaining unpaid at the end of the accounting year	-	-	-
(vi)	The amount of further interest remaining due and payable even in the succeeding years, until such date when the interest dues as above are actually paid to the small enterprise, for the purpose of disallowance of a deductible expenditure under section 23 of the Micro, Small and Medium Enterprises Development Act, 2006	-	-	-

\*Included in the line item "Total outstanding dues of micro enterprises and small enterprises" under note no. 24

#### As at 31st March, 2023:

(₹ in Lakhs)

Sl. No.	Description	Trade payables	Payable to suppliers of capital goods	Total
(i)	The principal amount remaining unpaid to suppliers as at the end of accounting year *	308.83	617.02	925.85
(ii)	The interest due thereon remaining unpaid to suppliers as at the end of accounting year	-	-	-
(iii)	The amount of interest paid by the Company in terms of section 16 of the Micro, Small and Medium Enterprises Development Act, 2006, along with the amount of payment made to the suppliers beyond the appointed day during the year	0.85	0.11	0.96
(iv)	The amount of interest due and payable for the period of delay in making payment (which have been paid but beyond the appointed day during the year) but without adding the interest specified under the Micro, Small and Medium Enterprises Development Act, 2006	-	-	-
(v)	The amount of interest accrued during the year and remaining unpaid at the end of the accounting year	-	-	-
(vi)	The amount of further interest remaining due and payable even in the succeeding years, until such date when the interest dues as above are actually paid to the small enterprise, for the purpose of disallowance of a deductible expenditure under section 23 of the Micro, Small and Medium Enterprises Development Act, 2006	-	-	-

\*Included in the line item "Total outstanding dues of micro enterprises and small enterprises" under note no. 24

# Notes forming part of the standalone financial statements

for the year ended 31st March, 2024

## Note No. : 37 - Other disclosures (Contd.)

### 6. Expenditure on Corporate Social Responsibility (CSR) activities :

#### (a) Details of CSR expenditure:

(₹ in Lakhs)

Sl. No.	Particulars	Year ended 31st March, 2024	Year ended 31st March, 2023
(i)	Gross amount required to be spent by the Company during the year	1030.06	1132.94
(ii)	Amount spent during the year towards its CSR obligations	1291.28	1194.74
	Break-up of amount spent		
a)	Construction/acquisition of any asset		
	- in cash	3.85	14.35
	- yet to be paid in cash	-	-
b)	On purposes other than (a) above		
	- in cash	1287.43	1180.39
	- yet to be paid in cash	-	-
(iii)	Carry forward from previous year adjusted to meet current year's spending requirements	147.32	85.52
(iv)	Unspent amount during the year	-	-
(v)	Reason for shortfall	Not applicable	Not applicable
(vi)	Details of related party transactions	Nil	Nil

#### (b) Nature of CSR activities

The CSR activities of the Company are aimed at bringing social and economic change to the underprivileged sections of the society in an equitable and sustainable manner and to contribute for the skill development as means of livelihood for the weaker sections of the society. The initiatives include supporting livelihood enhancement and poverty reduction, promoting education including skill development for the empowerment of women and others, improving healthcare, sanitation and making available safe drinking water, promoting sports, advancing rural development, and supporting environmental sustainability and climate change mitigation efforts.

#### (c) Details of excess amount spent

(₹ in Lakhs)

Particulars	Year ended 31st March, 2024	Year ended 31st March, 2023
Opening balance	147.32	85.52
Amount required to be spent during the year	1030.06	1132.94
Amount spent during the year	1291.28	1194.74
<b>Closing balance</b>	<b>408.54</b>	<b>147.32</b>
- To be carried forward for next year	408.54	147.32
- Not to be carried forward for next year	-	-

(d) There are no ongoing projects under CSR which will require future cashflows.

## Notes forming part of the standalone financial statements

for the year ended 31st March, 2024

### Note No. : 37 - Other disclosures (Contd.)

#### 7. Earnings per share :

Sl. No.	Particulars		Year ended 31st March, 2024	Year ended 31st March, 2023
(i)	Amount used as the numerator			
	Profit after tax (₹ in Lakhs)	(A)	43320.87	27553.16
(ii)	Weighted average number of equity shares outstanding used as the denominator for computing Basic Earnings per share	(B)	201749245	203890016
(iii)	Add: Weighted average number of dilutive potential equity shares on account of Employees Stock Appreciation Rights*		-	Not applicable
(iv)	Weighted average number of equity shares outstanding used as the denominator for computing Diluted Earnings per share	(C)	201749245	203890016
(v)	Par value of equity shares (₹)		1.00	1.00
(vi)	Basic Earnings per share (₹)	(A/B)	21.47	13.51
(vii)	Diluted Earnings per share (₹)	(A/C)	21.47	13.51

\*Employee Stock Appreciation Rights (ESAR) granted during the year did not result in any potential dilutive equity shares.

8. The Company is eligible to receive various financial assistance from government. The Company has recognised the eligible government grants in the following manner:

(₹ in Lakhs)

Sl. No.	Particulars	Treatment in Accounts	Year ended 31st March, 2024	Year ended 31st March, 2023
<b>Grants related to income</b>				
(a)	<b>Revenue related Government grants:</b>			
	Interest on term loans (Refer footnote (i) below)	Deducted from "interest expense on long-term borrowings" under Finance costs	1576.26	954.47
		Deducted from "interest expense on long-term borrowings capitalised" [Refer note no. 4A]	-	216.59
			<b>1576.26</b>	<b>1171.06</b>
(b)	<b>Amortisation of Government grants:</b>			
	Government grant relating to interest on term loans (Refer footnote (ii) below)	Deducted from "interest expense on long-term borrowings" under Finance costs	215.64	495.13
			<b>215.64</b>	<b>495.13</b>
			<b>1791.90</b>	<b>1666.19</b>

#### Footnotes:

- (i) Notification No. S.O. 3523 (E) dated 19th July, 2018 and subsequent notifications, were issued from time to time by the Central Government for the purpose of extending financial assistance to sugar mills to enhance and augment ethanol production capacity. This initiative aims to increase ethanol production and its supply under the Ethanol Blended with Petrol (EBP) Programme, thereby improving the liquidity position of sugar mills, enabling them to clear cane price arrears owed to farmers. Under this scheme, interest subvention at a rate of 6% per annum or 50% of the interest rate charged by banks (whichever is lower) will be borne by the Central Government for a tenure of 5 years from the date of loan disbursement.

Under the said scheme, HDFC and ICICI disbursed rupee term loan aggregating to ₹8024.00 Lakhs and ₹5000.00 Lakhs respectively, during the year ended 31st March, 2020 which was utilised for setting up of 160 KLPD distillery at Gularia unit.

Up to 31st March, 2024, SBI disbursed rupee term loans aggregating ₹22000.00 Lakhs, which is an increase of ₹3000.00 Lakhs from ₹19000.00 Lakhs disbursed during the year ended 31st March, 2023. HDFC disbursed rupee term loans aggregating to ₹ 13600.00 Lakhs during the year ended 31st March, 2023. The funds from SBI were utilised to set up a 320 KLPD distillery at the Maizapur unit, while the funds from HDFC facilitated the expansion of the distillery unit at Balrampur, adding an additional distillation capacity of 170 KLPD.

Accordingly, ₹1576.26 Lakhs (Previous year: ₹954.47 Lakhs) has been adjusted with interest on long-term borrowings for the year ended 31st March, 2024. Further, a sum of ₹ Nil (Previous year: ₹216.59 Lakhs) has been adjusted with interest on long-term borrowings capitalised.



# Notes forming part of the standalone financial statements

for the year ended 31st March, 2024

## Note No. : 37 - Other disclosures (Contd.)

- (ii) The Government of Uttar Pradesh vide its Order No. - 12/2018/1698/46-3-18-3 (36-A)/2018 dated 28th September, 2018 notified a scheme for assistance to sugar mills under the Scheme for Extending Financial Assistance to Sugar Undertakings, 2018 of Uttar Pradesh Government, for the purpose of clearance of sugarcane price for sugar season 2016-17 and 2017-18 as per the State Advised Price of sugarcane fixed by the State Government.

Under the said scheme, during the year ended 31st March, 2019 the State Government extended Rupee term loan to the Company through ICICI @ 5% p.a. interest for a period of 5 years aggregating to ₹36508.11 Lakhs which was utilised for clearance of sugarcane as per the said scheme.

Pursuant to the requirements of Ind AS 20 – “Accounting for Government Grants and Disclosure of Government Assistance” and Ind AS 109 – “Financial Instruments”, ₹4051.19 Lakhs was accounted for during the year ended 31st March, 2019 and included under note no. 21 - “Deferred income”.

Accordingly, proportionate income amounting to ₹215.64 Lakhs and ₹495.13 Lakhs has been adjusted with interest on long-term borrowings for the year ended 31st March, 2024 and 31st March, 2023 respectively.

## 9. Employee benefits :

As per Ind AS - 19 “Employee benefits”, the disclosures of Employee benefits are as follows:

### Defined contribution plan :

The contributions to defined contribution plan, recognised as expense in the Standalone Statement of Profit and Loss are as under:

(₹ in Lakhs)

Defined contribution plan	Year ended 31st March, 2024	Year ended 31st March, 2023
Contribution to provident fund (including pension)	2652.88	2728.46
Contribution to National Pension Scheme	127.60	74.39

### Gratuity

The gratuity plan is governed by the Payment of Gratuity Act, 1972. Under the said Act, an employee who has completed five years of continuous service is entitled to the gratuity. The gratuity plan provides a lumpsum payment to employees at retirement, death, incapacitation or termination of employment. The level of benefits depends on the member’s length of service and salary at the time of cessation of the employment contract with the Company.

The Company contributes ascertained liabilities towards gratuity to a trust managed by the Board of Trustees, who are responsible for its administration and the definition of the investment strategy. Each year, the Board of Trustees reviews the asset-liability matching strategy and the investment risk management policy. The Board of Trustees decides on its contribution based on the results of this annual review.

The following tables summarises the components of net benefit expense recognised in the Standalone Statement of Profit and Loss, the funded status and amounts recognised in the Standalone Balance sheet for the said plan:

### (a) Details of funded post retirement plans are as follows :

(₹ in Lakhs, unless stated otherwise)

Sl. No.	Particulars	Year ended 31st March, 2024	Year ended 31st March, 2023
I.	Expenses recognised in the Standalone profit or loss:		
1	Current service cost	955.95	870.47
2	Net interest on the net defined benefit liability/asset	(5.96)	(9.83)
3	Expense recognised in the Standalone profit or loss	949.99	860.64
II.	Standalone Other comprehensive income :		
1	Actuarial (gain)/ loss arising from:		
	- changes in financial assumptions	200.03	(201.92)
	- changes in experience adjustments	(577.29)	740.37
2	(Returns)/ loss on plan assets	(858.52)	418.16
3	Components of defined benefit costs recognised in Standalone Other comprehensive income	(1235.78)	956.61

# Notes forming part of the standalone financial statements

for the year ended 31st March, 2024

## Note No. : 37 - Other disclosures (Contd.)

(₹ in Lakhs, unless stated otherwise)

Sl. No.	Particulars	Year ended 31st March, 2024	Year ended 31st March, 2023
III.	<b>Change in present value of defined benefit obligation :</b>		
1	Present value of defined benefit obligation at the beginning of the year	11680.90	10202.67
2	Interest expense	814.74	692.39
3	Current service cost	955.95	870.47
4	Benefits paid	729.99	623.08
5	Actuarial (gain)/ loss arising from:		
	- changes in financial assumptions	200.03	(201.92)
	- changes in experience adjustments	(577.29)	740.37
6	Present value of defined benefit obligation at the end of the year	12344.34	11680.90
IV.	<b>Change in fair value of plan assets during the year :</b>		
1	Fair value of plan assets at the beginning of the year	11563.65	10083.84
2	Interest income	820.70	702.22
3	Employers' contributions	517.25	1818.83
4	Benefits paid	729.99	623.08
5	Re-measurement (Returns on plan assets excluding amounts included in interest income)	(858.52)	418.16
6	Fair value of plan assets at the end of the year	13030.13	11563.65
V.	<b>Net asset / (liability) recognised in the Standalone Balance sheet as at the year end:</b>		
1	Present value of defined benefit obligation	12344.34	11680.90
2	Fair value of plan assets	13030.13	11563.65
3	Funded status [Surplus/(deficit)]	685.79	(117.25)
4	Net Asset / (liability) recognised in the Standalone Balance sheet	685.79	(117.25)
	- Current *	-	(117.25)
	- Non-current	685.79	-
	*paid subsequently after the balance sheet date		
VI.	<b>Actuarial assumptions :</b>		
1	Discount rate (per annum) (in %)	7.00%	7.20%
2	Expected return on plan assets (per annum) (in %)	7.00%	7.20%
3	Expected rate of salary increase (in %)	7.00%	7.00%
4	Retirement/superannuation age (in years)	60	60
5	Mortality rates	IALM 2006-2008 Ultimate	IALM 2006-2008 Ultimate
VII.	<b>Major category of plan assets as a % of the total plan assets as at the year end:</b>		
1	Administered by insurance companies (in %)	99.99%	99.98%
2	Others (Cash and cash equivalents) (in %)	0.01%	0.02%
VIII.	<b>Maturity profile:</b>		
	Expected cash flows (valued on undiscounted basis):		
	Within the next 12 months	435.16	567.71
	Between 2 and 5 years	4147.60	4213.66
	Between 5 and 10 years	5673.49	8375.99
	<b>Total expected payments</b>	<b>10256.25</b>	<b>13157.36</b>
	The average duration of the defined benefit plan obligation at the end of the balance sheet date (in years)	9	9

# Notes forming part of the standalone financial statements

for the year ended 31st March, 2024

## Note No. : 37 - Other disclosures (Contd.)

(₹ in Lakhs, unless stated otherwise)

Sl. No.	Particulars	Year ended 31st March, 2024	Year ended 31st March, 2023
IX.	Sensitivity analysis on present value of defined benefit obligations:		
	Discount rate		
	1.00% increase	(948.72)	(930.61)
	1.00% decrease	1086.80	1068.84
	Expected rate of salary increase		
	1.00% increase	1076.36	1060.68
	1.00% decrease	(957.34)	(940.69)

The sensitivity analysis above has been determined based on a method that extrapolates the impact on defined benefit obligation as a result of reasonable changes in key assumptions occurring as at the balance sheet date.

All sensitivities are calculated using the same actuarial method as for the disclosed present value of the defined benefits obligation at year end.

### X. The history of funded post retirement plans are as follows :

(₹ in Lakhs)

Particulars	As at 31st March, 2024	As at 31st March, 2023	As at 31st March, 2022	As at 31st March, 2021	As at 31st March, 2020
Present value of defined benefit obligation	12344.34	11680.90	10202.67	8842.17	7437.56
Fair value of plan assets	13030.13	11563.65	10083.84	8800.50	5853.44
(Surplus)/ Deficit	(685.79)	117.25	118.83	41.67	1584.12

### (b) Details of other long term benefits are as follows:

(₹ in Lakhs, unless stated otherwise)

Sl. No.	Particulars	Compensated absences (Leave encashment) (Unfunded)	
		Year ended 31st March, 2024	Year ended 31st March, 2023
I.	Components of employer expense :		
1	Current service cost	70.38	72.92
2	Interest cost	75.03	66.03
3	Actuarial (gain)/ loss recognised in the year	18.99	80.57
4	Expense recognised in the Standalone Statement of Profit and Loss	164.40	219.52
II.	Change in present value of obligation :		
1	Present value of obligation at the beginning of the year	1111.77	994.45
2	Interest cost	75.03	66.03
3	Current service cost	70.38	72.92
4	Benefits paid	139.40	102.20
5	Actuarial (gain)/ loss recognised in the year	18.99	80.57
6	Present value of obligation at the end of the year	1136.77	1111.77

# Notes forming part of the standalone financial statements

for the year ended 31st March, 2024

## Note No. : 37 - Other disclosures (Contd.)

(₹ in Lakhs, unless stated otherwise)

Sl. No.	Particulars	Compensated absences (Leave encashment) (Unfunded)	
		Year ended 31st March, 2024	Year ended 31st March, 2023
III.	Net asset / (liability) recognised in the Standalone Balance sheet as at the year end:		
1	Present value of defined benefit obligation	1136.77	1111.77
2	Fair value of plan assets	-	-
3	Funded status [Surplus/(deficit)]	(1136.77)	(1111.77)
4	Net Asset/ (liability) recognised in the Standalone Balance Sheet *	(1136.77)	(1111.77)
	* excludes leave liability towards leave days above the maximum accumulation limit encashable once a year	572.62	581.10
IV.	Actuarial assumptions :		
1	Discount rate (per annum) (in %)	7.00%	7.20%
2	Expected rate of salary increase (in %)	7.00%	7.00%
3	Retirement/ superannuation age (in years)	60	60
4	Mortality rates	IALM 2006-2008 Ultimate	IALM 2006-2008 Ultimate
V.	Maturity profile :		
	Expected cash flows (valued on undiscounted basis):		
	Within the next 12 months	30.94	42.19
	Between 2 and 5 years	261.99	303.12
	Between 5 and 10 years	436.47	594.23
	<b>Total expected payments</b>	<b>729.40</b>	<b>939.54</b>

### (c) Risks related to defined benefit plans:

The major risks to which the Company is exposed in relation to defined benefit plans are :

#### (i) Interest rate risk :

The defined benefit obligation is calculated using a discount rate based on government bonds. If bond yields fall, the defined benefit obligation will tend to increase.

#### (ii) Salary inflation risk :

Higher than expected increases in salary will increase the defined benefit obligation.

#### (iii) Demographic risk :

This is the risk of variability of results due to unsystematic nature of decrements that include mortality, withdrawal, disability and retirement. The effect of these decrements on the defined benefit obligation is not straight forward and depends upon the combination of salary increase, discount rate and vesting criteria.

### (d) Asset - liability management and funding arrangements :

The trustees are responsible for determining the investment strategy of plan assets. The overall investment policy and strategy for Company's funded defined benefit plan is guided by the objective of achieving an investment return which, together with the contribution paid, is sufficient to maintain reasonable control over various funding risks of the plan.

### (e) Other disclosures :

The gratuity and provident fund expenses have been recognised under "Contribution to provident, gratuity and other funds" and compensated absences (leave encashment) has been clubbed with "Salaries and wages" under note no. 31 - Employee benefits expense.

# Notes forming part of the standalone financial statements

for the year ended 31st March, 2024

## Note No. : 37 - Other disclosures (Contd.)

### 10. Related party disclosures :

As per Ind AS - 24 "Related Party Disclosures", the Related party disclosures are as follows:

#### (a) Name of the related parties and description of relationship with whom transactions have taken place :

- |   |  |
|---|--|
| (i) Associate Company :<br>(Significant influence can be exercised)                         | Auxilo Finserve Private Limited (AFPL)   |
| (ii) Key Management Personnel<br>(KMP):   | <ol style="list-style-type: none"><li>1. Mr. Vivek Saraogi - Chairman and Managing Director</li><li>2. Mr. Praveen Gupta - Whole-time Director (w.e.f. 1st July, 2022)</li><li>3. Ms. Avantika Saraogi - Executive Director (w.e.f. 1st January, 2024)</li><li>4. Ms. Veena Hingarh - Independent Director</li><li>5. Ms. Mamta Binani - Independent Director</li><li>6. Dr. Indu Bhushan - Independent Director (w.e.f. 17th July, 2023)</li><li>7. Mr. Chandra Kishore Mishra - Independent Director (w.e.f. 17th May, 2024)</li><li>8. Mr. Dinesh Kumar Mittal - Independent Director (upto 31st March, 2024)</li><li>9. Mr. Krishnava Dutt - Independent Director (upto 31st March, 2024)</li><li>10. Mr. Naresh Dayal - Non-Executive Non-Independent Director (upto 31st March, 2024)</li><li>11. Dr. Arvind Krishna Saxena - Whole-time Director (Upto 31st July, 2022)</li></ol> |
| (iii) Other related parties:  |  |
| ▪ Close members of family of KMP :  |  |
| Mr. Vivek Saraogi   | <ol style="list-style-type: none"><li>1. Ms. Sumedha Saraogi - Wife</li><li>2. Ms. Avantika Saraogi - Daughter</li><li>3. Ms. Stuti Dhanuka - Sister</li></ol>   |
| Ms. Avantika Saraogi  | <ol style="list-style-type: none"><li>1. Mr. Vivek Saraogi - Father</li><li>2. Ms. Sumedha Saraogi - Mother</li></ol>  |
| Mr. Praveen Gupta   | <ol style="list-style-type: none"><li>1. Ms. Nita Gupta - Wife</li><li>2. Mr. Apurv Gupta - Son</li></ol>  |
| ▪ Entities over which KMP and/ or close members of family of KMP have significant influence |  |
| Mr. Vivek Saraogi   | <ol style="list-style-type: none"><li>1. Meenakshi Mercantiles Ltd.</li><li>2. Udaipur Cotton Mills Co. Ltd.</li><li>3. Ganna Agro Pvt. Ltd.</li><li>4. Novel Suppliers Pvt. Ltd.</li><li>5. Maharajganj Agro Industries Pvt. Ltd.</li><li>6. Vivek Saraogi (HUF)</li></ol>  |
| Ms. Avantika Saraogi  | <ol style="list-style-type: none"><li>1. Ganna Agro Pvt. Ltd.</li><li>2. Novel Suppliers Pvt. Ltd.</li><li>3. Maharajganj Agro Industries Pvt. Ltd.</li><li>4. Vivek Saraogi (HUF)</li></ol>   |
| ▪ Post employment benefit plan  | The Balrampur Sugar Company Limited Employees Gratuity Fund  |

# Notes forming part of the standalone financial statements

for the year ended 31st March, 2024

## Note No. : 37 - Other disclosures (Contd.)

### (b) Transactions with Related parties :

(₹ in Lakhs)

Sl. No.	Nature of transaction / Name of the related party	Associate	Key Management Personnel (KMP)	Other related parties	Total
(i)	<b>Investment in equity instruments</b>				
	Auxilo Finserve Private Limited	-	-	-	-
		(1749.64)	(-)	(-)	(1749.64)
(ii)	<b>Remuneration of KMP</b>				
	Mr. Vivek Saraogi	-	883.10	-	883.10
		(-)	(701.13)	(-)	(701.13)
	Ms. Avantika Saraogi (w.e.f. 1st January, 2024)	-	13.20	-	13.20
		(-)	(-)	(-)	(-)
	Mr. Praveen Gupta	-	96.17	-	96.17
		(-)	(70.43)	(-)	(70.43)
	Dr. Arvind Krishna Saxena	-	-	-	-
		(-)	(14.68)	(-)	(14.68)
(iii)	<b>Commission to non-executive directors</b>				
	Ms. Veena Hingarh	-	16.93	-	16.93
		(-)	(17.60)	(-)	(17.60)
	Ms. Mamta Binani	-	16.93	-	16.93
		(-)	(17.60)	(-)	(17.60)
	Dr. Indu Bhushan	-	11.35	-	11.35
		(-)	(-)	(-)	(-)
	Mr. Dinesh Kumar Mittal	-	32.53	-	32.53
		(-)	(31.90)	(-)	(31.90)
	Mr. Krishnava Dutt	-	20.53	-	20.53
		(-)	(20.90)	(-)	(20.90)
	Mr. Naresh Dayal	-	21.73	-	21.73
		(-)	(22.00)	(-)	(22.00)
(iv)	<b>Sitting fees</b>				
	Ms. Veena Hingarh	-	9.50	-	9.50
		(-)	(6.45)	(-)	(6.45)
	Ms. Mamta Binani	-	13.10	-	13.10
		(-)	(7.95)	(-)	(7.95)
	Dr. Indu Bhushan	-	3.60	-	3.60
		(-)	(-)	(-)	(-)
	Mr. Dinesh Kumar Mittal	-	11.10	-	11.10
		(-)	(7.80)	(-)	(7.80)
	Mr. Krishnava Dutt	-	8.10	-	8.10
		(-)	(6.75)	(-)	(6.75)
	Mr. Naresh Dayal	-	11.40	-	11.40
		(-)	(8.00)	(-)	(8.00)
(v)	<b>Rendering of services</b>				
	Ms. Avantika Saraogi (upto 31st December, 2023)	-	-	27.00	27.00
		(-)	(-)	(36.00)	(36.00)



# Notes forming part of the standalone financial statements

for the year ended 31st March, 2024

## Note No. : 37 - Other disclosures (Contd.)

(₹ in Lakhs)

Sl. No.	Nature of transaction / Name of the related party	Associate	Key Management Personnel (KMP)	Other related parties	Total
(vi)	<b>Purchase of property, plant and equipment</b>				
	Meenakshi Mercantiles Ltd.	-	-	129.56	129.56
		(-)	(-)	(-)	(-)
	Udaipur Cotton Mills Co. Ltd.	-	-	225.59	225.59
		(-)	(-)	(-)	(-)
	Maharajganj Agro Industries Pvt. Ltd.	-	-	96.25	96.25
		(-)	(-)	(-)	(-)
	Ganna Agro Pvt. Ltd.	-	-	-	-
		(-)	(-)	(110.05)	(110.05)
(vii)	<b>(Income)/ Expenses relating to employees defined benefit plan</b>				
	The Balrampur Sugar Company Limited Employees Gratuity Fund	-	-	(285.79)	(285.79)
		(-)	(-)	(1817.25)	(1817.25)
(viii)	<b>Interim dividend paid to equity shareholders (gross)</b>				
	Mr. Vivek Saraogi	-	1734.75	-	1734.75
		(-)	(1028.96)	(-)	(1028.96)
	Mr. Dinesh Kumar Mittal	-	0.09	-	0.09
		(-)	(0.04)	(-)	(0.04)
	Ms. Sumedha Saraogi	-	-	161.30	161.30
		(-)	(-)	(551.08)	(551.08)
	Ms. Avantika Saraogi*	-	-	95.61	95.61
		(-)	(-)	(79.68)	(79.68)
	Ms. Stuti Dhanuka	-	-	128.54	128.54
		(-)	(-)	(107.11)	(107.11)
	Meenakshi Mercantiles Ltd.	-	-	194.53	194.53
		(-)	(-)	(162.11)	(162.11)
	Udaipur Cotton Mills Co. Ltd.	-	-	170.68	170.68
		(-)	(-)	(142.24)	(142.24)
	Novel Suppliers Pvt. Ltd.	-	-	106.54	106.54
		(-)	(-)	(88.79)	(88.79)
	Vivek Saraogi (HUF)	-	-	4.42	4.42
		(-)	(-)	(3.69)	(3.69)
	Ms. Nita Gupta	-	-	0.01	0.01
		(-)	(-)	(0.01)	(0.01)
	Mr. Apurv Gupta	-	-	- **	- **
		(-)	(-)	(-)**	(-)**
(ix)	<b>Balance outstanding</b>				
(a)	<b>Investments</b>				
	Investment in equity instruments	17499.64	-	-	17499.64
		(17499.64)	(-)	(-)	(17499.64)

# Notes forming part of the standalone financial statements

for the year ended 31st March, 2024

## Note No. : 37 - Other disclosures (Contd.)

(₹ in Lakhs)

Sl. No.	Nature of transaction / Name of the related party	Associate	Key Management Personnel (KMP)	Other related parties	Total
(b)	<b>Payables</b>				
	Performance linked incentive payable	-	438.00	-	438.00
		(-)	(296.00)	(-)	(296.00)
	Commission (net of TDS)	-	108.00	-	108.00
		(-)	(99.00)	(-)	(99.00)
	Employees defined benefit plan	-	-	-	-
		(-)	(-)	(117.25)	(117.25)
(c)	<b>Receivables/adjustable</b>				
	Employees defined benefit plan	-	-	685.79	685.79
		(-)	(-)	(-)	(-)

\* Considered under other related parties since the dividend was paid before becoming a KMP.

\*\* Shown as Nil due to rounding off.

### Footnote:

Figures in bracket pertains to previous year

## (c) Details of remuneration paid/ payable to KMP:

(₹ in Lakhs)

Particulars	Year ended 31st March, 2024					Year ended 31st March, 2023				
	Mr. Vivek Saraogi	Ms. Avantika Saraogi	Mr. Praveen Gupta	Other Directors	Total	Mr. Vivek Saraogi	Mr. Praveen Gupta	Dr. Arvind Krishna Saxena	Other Directors	Total
<b>Short-term benefits</b>										
- Salary	396.00	12.41	75.10	-	483.51	360.00	63.82	12.26	-	436.08
- Sitting fees	-	-	-	56.80	56.80	-	-	-	36.95	36.95
- Performance linked incentive/ Commission	438.00	-	15.81	120.00	573.81	296.00	-	-	110.00	406.00
- Perquisites	1.58	-	0.40	-	1.98	1.93	3.03	1.39	-	6.35
	<b>835.58</b>	<b>12.41</b>	<b>91.31</b>	<b>176.80</b>	<b>1116.10</b>	<b>657.93</b>	<b>66.85</b>	<b>13.65</b>	<b>146.95</b>	<b>885.38</b>
<b>Contribution to provident fund (including pension)</b>										
	47.52	0.79	4.86	-	53.17	43.20	3.58	1.03	-	47.81
	<b>883.10</b>	<b>13.20</b>	<b>96.17</b>	<b>176.80</b>	<b>1169.27</b>	<b>701.13</b>	<b>70.43</b>	<b>14.68</b>	<b>146.95</b>	<b>933.19</b>

### Footnotes:

- The above remuneration does not include provisions for gratuity and compensated absences (leave encashment), which are determined for the Company as a whole.
- Remuneration to Dr. Arvind Krishna Saxena excludes gratuity payment amounting to ₹24.81 Lakhs pursuant to settlement during the year ended 31st March, 2023 which was reimbursed by The Balrampur Sugar Company Limited Employees Gratuity Fund.
- Mr. Praveen Gupta was granted 117284 ESARs pursuant to ESAR Scheme [Refer note no. 37(4)(b)]. The above remuneration does not include impact arising on its accounting of ESAR which are determined for the Company as a whole.

- The transactions with related parties have been entered at an amount that is not materially different from those on normal commercial terms.
- The amounts outstanding are unsecured and will be settled in cash. No guarantees have been given or received. No provision for bad or doubtful debts has been recognised in the current year and previous year concerning the amounts owed by related parties.
- The remuneration of directors has been determined by the Nomination & Remuneration Committee and approved by the Board of Directors/ shareholders of the Company (as the case may be), taking into account the performance of individuals and market trends.

# Notes forming part of the standalone financial statements

for the year ended 31st March, 2024

## Note No. : 37 - Other disclosures (Contd.)

### 11. Revenue

The details of performance obligations in terms of Ind AS 115 - "Revenue from Contracts with Customers" are as follows:

#### (i) Sugar

The Sugar segment of the Company principally generates revenue from the sale of sugar, its by-products, and co-generated power to distribution companies.

Domestic sales of sugar are made on ex-factory terms or agreed terms to wholesale, institutional buyers, or merchant exporters within the country and revenue is recognised when the goods have been delivered to the buyer's specific location (as per agreed terms). Domestic sugar sales are mainly done on advance payment terms.

Export sales of sugar to merchant exporters are done on ex-factory or delivered basis in terms of the agreement, and revenue is recognised when the goods have been delivered to the buyer's specific location (as per agreed terms). The sale price are fixed as per contracted terms.

Revenue from co-generated power is recognised on power supplies to distribution companies from the Company's facilities in accordance with the terms of the Power Purchase Agreements ("PPA"). Revenue is also generated from co-generated power supplied from the Company's facilities under open access arrangements, as authorised by regulatory authorities. Revenue is recognised when control of the power is transferred to the customer, which occurs at the point of delivery through the transmission or distribution system, in accordance with the terms of the agreement.

Bagasse and pressmud are generally sold on advance payment terms to customers on an ex-factory basis or agreed terms as per the agreement, and revenue is recognised when the goods have been delivered to the buyer.

Pressmud to certain institutional buyers is supplied from the Company's facilities as per the conditions stated in the long-term supply contract. Revenue is recognised when the goods have been delivered to the buyer.

#### (ii) Distillery

The distillery segment of the Company principally generates revenue from the sale of industrial alcohol, which mainly constitutes ethanol sold under contracts with Public and Private Oil Marketing Companies ("OMCs"), Distiller's dried grains with solubles (DDGS) to wholesale/ institutional buyers, co-generated power to distribution companies and other products to institutional buyers.

Ethanol is sold on a delivered basis as per the agreement, and revenue is recognised when the goods have been delivered to the Public and Private OMC's locations (as per agreed terms). The sale price is determined based on the Expression of Interest ("EOI") or Tender floated in case of Public OMCs and on agreement in case of Private OMCs. The payment terms in the case of Public and Private OMCs are within 21 days and 15 days respectively after the delivery of the material and submission of original invoices.

Distiller's dried grains with solubles (DDGS) are majorly sold on advance payment terms to customers on an ex-factory basis as per the agreement, and revenue is recognised when the goods have been delivered to the buyer.

Revenue from co-generated power is recognised on power supplies to distribution companies from the Company's facilities in accordance with the terms of the Power Purchase Agreements ("PPA").

Other products like Extra neutral alcohol (ENA), CO<sub>2</sub>, Dry ice etc., are sold in bulk to institutional buyers on an ex-factory basis as per agreed terms. Revenue is recognised when goods have been delivered to the buyer's specific location as per agreed terms. The payment terms is up to 45 days.

#### (iii) Polylactic Acid (PLA)

The Company has decided to enter into new line of business of manufacturing of Polylactic Acid (PLA), a biodegradable polymer.

The preparation for commercial production of PLA is expected to take around 2.5 years from the balance sheet date. This includes setting up production facilities, finalizing operational processes, and ensuring compliance with environmental and industry standards.

Detailed revenue recognition policies will be established and enforced from the start of commercial operations.

#### (iv) Others

The Others segment principally generates revenue from the sale of agricultural fertilizers such as granulated potash etc.

Sale of agricultural fertilizers are done on an ex-factory or delivered basis in terms of the agreement, and revenue is recognised when the goods have been delivered to the buyer's specific location (as per agreed terms). The payment terms is up to 60 days.

# Notes forming part of the standalone financial statements

for the year ended 31st March, 2024

## Note No. : 37 - Other disclosures (Contd.)

### 12. Segment information

- (a) The Chairman and Managing Director has been identified as the Company's Chief Operating Decision Maker (CODM) in terms of Ind AS 108 – "Operating Segments". The CODM evaluates the Company's performance and allocates resources based on an analysis of various performance indicators by business segments. The CODM of the Company evaluates the segments based on growth, operating income and return on capital employed.

Furthermore, given the significance of emerging business, polylactic acid (PLA) has been identified as a separate reportable segment. Accordingly, the disclosures, as required under Ind AS 108 – "Operating Segments" to the extent relevant and applicable, have been provided in these standalone financial statements.

In addition, revenue and expenses have been allocated to a segment based on the segment's operating activities. Revenue and expenses which relate to enterprise as a whole and are not allocable to a segment on reasonable basis have been disclosed as "Unallocable". Segment assets and segment liabilities represent assets and liabilities of respective segment. Investments, tax related assets/ liabilities and other assets and liabilities that cannot be allocated to a segment on reasonable basis have been disclosed as "Unallocable".

- (b) Revenue and results from operations based on reportable segments:

(₹ in Lakhs)

Particulars	Sugar	Distillery	Polylactic acid (PLA)	Others	Adjustments / Elimination	Total
<b>Revenue</b>						
External sales	388846.19	168143.74	-	2384.08	-	559374.01
	(348807.11)	(115329.66)	(-)	(2449.40)	(-)	(466586.17)
Inter segment sales	80885.19	757.45	-	2.46	(81645.10)	-
	(85050.34)	(1067.89)	(-)	(-)	(-)(86118.23)	(-)
<b>Revenue from operations</b>	<b>469731.38</b>	<b>168901.19</b>	<b>-</b>	<b>2386.54</b>	<b>(81645.10)</b>	<b>559374.01</b>
	(433857.45)	(116397.55)	(-)	(2449.40)	(-)(86118.23)	(466586.17)
<b>Segment profit</b>	<b>41968.94</b>	<b>32624.07</b>	<b>-</b>	<b>1292.26</b>	<b>-</b>	<b>75885.27</b>
	(23848.61)	(26130.29)	(-)	(1309.63)	(-)	(51288.53)
Unallocable expenditure net of unallocable income *	-	-	-	-	-	6504.10
	(-)	(-)	(-)	(-)	(-)	(6726.92)
Finance costs						8362.62
						(4864.68)
<b>Profit before tax</b>						<b>61018.55</b>
						(39696.93)
<b>Tax</b>						
Current tax						11120.68
						(6941.72)
Deferred tax						6577.00
						(5202.05)
<b>Profit for the year</b>						<b>43320.87</b>
						(27553.16)

\*includes interest income - ₹213.55 Lakhs (Previous year: ₹83.53 Lakhs)

#### Footnotes:

- Inter-segment revenues are eliminated upon consolidation and reflected in the "adjustments/eliminations" column. Finance income and costs, and fair value gains and losses on financial assets are not allocated to individual segments as the underlying instruments are managed at Company level. Current taxes, deferred taxes and certain financial assets and liabilities are not allocated to the segments as they are also managed at Company level.
- Transactions between segments are primarily transferred at cost/ transaction price based on current estimated market prices. Common costs are apportioned on reasonable basis.
- Figures in bracket pertains to previous year

# Notes forming part of the standalone financial statements

for the year ended 31st March, 2024

## Note No. : 37 - Other disclosures (Contd.)

### (c) Other information

(₹ in Lakhs)

Particulars	Sugar	Distillery	Polylactic acid (PLA)	Others	Unallocable	Total
Segment assets	416773.75	141680.88	1091.72	2038.02	31181.12	592765.49
	(353569.40)	(147449.99)	(-)	(2085.71)	(37111.54)	(540216.64)
Segment liabilities	36551.31	3517.54	1070.46	81.13	223584.51	264804.95
	(42316.06)	(6821.17)	(-)	(94.21)	(203442.04)	(252673.48)
Capital expenditure *	20204.75	2935.25	929.40	15.82	1141.41	25226.63
	(43715.76)	(42951.04)	(-)	(24.37)	(6926.99)	(93618.16)
Depreciation and amortisation expense	9770.28	6465.50	-	91.30	308.95	16636.03
	(8134.06)	(4437.51)	(-)	(91.90)	(286.83)	(12950.30)
Non-cash expenses other than depreciation and amortisation	331.85	117.37	-	- **	3.72	452.94
	(693.33)	(519.64)	(-)	(12.45)	(-)(117.92)	(1107.50)

\*Capital expenditure consists of additions to property, plant and equipment, capital work-in-progress and intangible assets and includes depreciation, finance costs and other pre-operative and trial run expenses capitalised.

\*\*Shown as Nil due to rounding off

#### Footnote:

Figures in bracket pertains to previous year.

- (d) In the following table, revenue is disaggregated by geographical market, major products/service lines and timing of revenue recognition and includes a reconciliation of the disaggregated revenue with the Company's reportable segments.

(₹ in Lakhs)

Particulars	Domestic		Sub -total	Domestic Other reportable segments	Total
	Sugar	Distillery			
<b>Geographical markets</b>					
Within India	388846.19	168143.74	556989.93	2384.08	559374.01
	(295861.55)	(115329.66)	(411191.21)	(2449.40)	(413640.61)
Within India to merchant exporter	-	-	-	-	-
	(52945.56)	(-)	(52945.56)	(-)	(52945.56)
<b>Total</b>	<b>388846.19</b>	<b>168143.74</b>	<b>556989.93</b>	<b>2384.08</b>	<b>559374.01</b>
	<b>(348807.11)</b>	<b>(115329.66)</b>	<b>(464136.77)</b>	<b>(2449.40)</b>	<b>(466586.17)</b>
<b>Major product</b>					
Sugar (including Raw Sugar)	359976.91	-	359976.91	-	359976.91
	(325097.26)	(-)	(325097.26)	(-)	(325097.26)
Industrial alcohol	-	161700.68	161700.68	-	161700.68
	(-)	(113227.65)	(113227.65)	(-)	(113227.65)
Co-generated power	15321.81	845.00	16166.81	-	16166.81
	(10123.93)	(708.13)	(10832.06)	(-)	(10832.06)
Distiller's dried grains with solubles (DDGS)	-	3960.80	3960.80	-	3960.80
	(-)	(168.22)	(168.22)	(-)	(168.22)
Bagasse	11768.20	-	11768.20	-	11768.20
	(9924.71)	(-)	(9924.71)	(-)	(9924.71)
Others	1779.27	1637.26	3416.53	2384.08	5800.61
	(3661.21)	(1225.66)	(4886.87)	(2449.40)	(7336.27)
<b>Total</b>	<b>388846.19</b>	<b>168143.74</b>	<b>556989.93</b>	<b>2384.08</b>	<b>559374.01</b>
	<b>(348807.11)</b>	<b>(115329.66)</b>	<b>(464136.77)</b>	<b>(2449.40)</b>	<b>(466586.17)</b>

# Notes forming part of the standalone financial statements

for the year ended 31st March, 2024

## Note No. : 37 - Other disclosures (Contd.)

(₹ in Lakhs)

Particulars	Domestic		Sub -total	Domestic	Total
	Sugar	Distillery		Other reportable segments	
Timing of revenue recognition					
Products and services transferred					
- at a point in time	388846.19	168143.74	556989.93	2384.08	559374.01
	(348807.11)	(115329.66)	(464136.77)	(2449.40)	(466586.17)
- over time	-	-	-	-	-
	(-)	(-)	(-)	(-)	(-)
<b>Total</b>	<b>388846.19</b>	<b>168143.74</b>	<b>556989.93</b>	<b>2384.08</b>	<b>559374.01</b>
	<b>(348807.11)</b>	<b>(115329.66)</b>	<b>(464136.77)</b>	<b>(2449.40)</b>	<b>(466586.17)</b>

Figures in bracket pertains to previous year.

### (e) Information about major customers:

Revenues from one customer of the Company's Distillery segment was ₹74545.84 Lakhs representing approximately 13.33% of the Company's total revenues for the year ended 31st March, 2024.

Revenues from one customer of the Company's Sugar segment was ₹52945.56 Lakhs representing approximately 11.35% of the Company's total revenues for the year ended 31st March, 2023.

### 13. Disclosure under Schedule V to the SEBI (Listing Obligations and Disclosure Requirements) Regulations, 2015

The Company has neither given any loan nor has advanced any amount either during the year ended 31st March, 2024 or 31st March, 2023. Hence, the requirements under the said Schedule is not applicable to the Company and no information is required to be disclosed.

### 14. The Company has so far acquired 165292000 (Previous year: 165292000) equity shares of Auxilo Finserve Private Limited ("AFPL") having par value ₹10/- each with total cost of ₹17499.64 Lakhs (Previous year: ₹17499.64 Lakhs) on preferential issue basis. AFPL is a NBFC engaged in financing activities in education sector and its debenture securities are listed on BSE Limited.

During the year ended on 31st March, 2024, AFPL allotted 113134145 compulsorily convertible preference shares (Series A CCPS) and 25015 equity shares at ₹41.53 each (with a par value of ₹10/- at a premium of ₹31.53 per share), aggregating to ₹46994.99 Lakhs on a private placement basis to investors.

Additionally, during the year ended on 31st March, 2024, AFPL also allotted 700000 equity shares at ₹10/- each (with a par value of ₹10/-) upon exercise of options by its employees, in accordance with the Employee Stock Options Scheme.

Due to the investment made by investors in Series A CCPS of AFPL, which are entirely in nature of equity and the allotment of equity shares as mentioned above, there is an eventual dilution of the Company's ownership interest in AFPL from 43.93% to 33.72% as of 31st March, 2024. AFPL continues to be an Associate of the Company.



# Notes forming part of the standalone financial statements

for the year ended 31st March, 2024

## Note No. : 37 - Other disclosures (Contd.)

### 15. Financial instruments - Accounting and Classification (by category)

As at 31st March, 2024

(₹ in Lakhs)

Sl. No.	Particulars	Refer note no.	Carrying and fair value				Total
			Cost	Amortised cost	FVTOCI	FVTPL	
(1)	<b>Financial assets</b>						
(a)	Investments	6(i)	17499.64	-	612.26	-	18111.90
(b)	Trade receivables	12	-	12556.76	-	-	12556.76
(c)	Cash and cash equivalents	13	-	31.92	-	-	31.92
(d)	Bank balances other than cash and cash equivalents	14	-	264.38	-	-	264.38
(e)	Other financial assets	7(i), 7(ii)	-	985.66	-	-	985.66
	<b>Total</b>		<b>17499.64</b>	<b>13838.72</b>	<b>612.26</b>	<b>-</b>	<b>31950.62</b>
(2)	<b>Financial liabilities</b>						
(a)	Borrowings	18(i), 18(ii)	-	200825.30	-	-	200825.30
(b)	Lease liabilities	19	-	89.63	-	-	89.63
(c)	Trade and other payables	24	-	29505.80	-	-	29505.80
(d)	Other financial liabilities	20	-	8323.35	-	-	8323.35
	<b>Total</b>		<b>-</b>	<b>238744.08</b>	<b>-</b>	<b>-</b>	<b>238744.08</b>

As at 31st March, 2023

(₹ in Lakhs)

Sl. No.	Particulars	Refer note no.	Carrying and fair value				Total
			Cost	Amortised cost	FVTOCI	FVTPL	
(1)	<b>Financial assets</b>						
(a)	Investments	6(i), 6(ii)	17499.64	-	-	6125.06	23624.70
(b)	Trade receivables	12	-	12482.31	-	-	12482.31
(c)	Cash and cash equivalents	13	-	30.99	-	-	30.99
(d)	Bank balances other than cash and cash equivalents	14	-	1158.51	-	-	1158.51
(e)	Other financial assets	7(i), 7(ii)	-	1227.79	-	-	1227.79
	<b>Total</b>		<b>17499.64</b>	<b>14899.60</b>	<b>-</b>	<b>6125.06</b>	<b>38524.30</b>
(2)	<b>Financial liabilities</b>						
(a)	Borrowings	18(i), 18(ii)	-	187862.05	-	-	187862.05
(b)	Lease liabilities	19	-	99.30	-	-	99.30
(c)	Trade and other payables	24	-	35187.20	-	-	35187.20
(d)	Other financial liabilities	20	-	12169.26	-	-	12169.26
	<b>Total</b>		<b>-</b>	<b>235317.81</b>	<b>-</b>	<b>-</b>	<b>235317.81</b>

### 16. Financial instruments - Fair value measurements

The fair value of the financial assets, financial liabilities are included at an amount at which the instrument could be exchanged in a current transaction between willing parties, other than in a forced or liquidation sale.

The following methods and assumptions were used to estimate the fair values:

Fair value of trade receivables, cash and cash equivalents, bank balances other than cash and cash equivalents, other current financial assets, short term borrowings from banks and financial institutions, trade and other payables, and other current financial liabilities approximate their carrying amounts largely due to the short-term maturities of these instruments.

The Company uses valuation techniques that are appropriate in the circumstances and for which sufficient data are available to measure fair value, maximising the use of relevant observable inputs and minimising the use of unobservable inputs.

# Notes forming part of the standalone financial statements

for the year ended 31st March, 2024

## Note No. : 37 - Other disclosures (Contd.)

All assets and liabilities for which fair value is measured or disclosed in the financial statements are categorised within the fair value hierarchy, described as follows, based on the lowest level input that is significant to the fair value measurement as a whole:

Level 1: Quoted prices (unadjusted) in active markets for identical assets or liabilities.

Level 2: Inputs other than quoted prices included within Level 1 that are observable for the asset or liability, either directly or indirectly.

Level 3: Inputs for the assets or liabilities that are not based on observable market data (unobservable inputs).

The following table presents the fair value hierarchy of assets measured at fair value on a recurring basis as at 31st March, 2024:

(₹ in Lakhs)

Particulars	Refer note no.	Level 1	Level 2	Level 3	Total
Financial assets					
(i) At FVTOCI					
Investments in equity instruments (unquoted equity shares)	6(i)	-	-	612.26	612.26
		(-)	(-)	(-)	(-)
(ii) At FVTPL					
Investments in mutual funds	6(ii)	-	-	-	-
		(6125.06)	(-)	(-)	(6125.06)
<b>Total</b>		<b>-</b>	<b>-</b>	<b>612.26</b>	<b>612.26</b>
		(6125.06)	(-)	(-)	(6125.06)

### Footnotes:

- (i) There have been no transfers between Level 1, Level 2 and Level 3 either during the year ended 31st March, 2024 or year ended 31st March, 2023.  
(ii) Figures in bracket pertains to previous year.

## Reconciliation of opening and closing balances for Investments in unquoted equity shares at FVTOCI

(₹ in Lakhs)

Particulars	Year ended 31st March, 2024	Year ended 31st March, 2023
Opening Balance	-	-
Purchase of non-current investment in equity shares	600.21	-
Net fair value changes on equity instruments recognised during the year	12.05	-
<b>Closing Balance</b>	<b>612.26</b>	<b>-</b>

### Valuation techniques used for Fair valuations of Financial assets which are fair valued

Level 1: Financial assets categorised in Level 1, are fair valued based on market data as at balance sheet date.

Level 3: The fair valuation of investment in unquoted equity shares of Konkan Speciality Polyproducts Private Limited has been done by an independent valuation firm using Market Approach.

## 17. Financial risk management objectives and policies

The Company's principal financial liabilities includes borrowings, lease liabilities, trade payables, other payables and other financial liabilities. The main purpose of these financial liabilities is to finance the Company's operations. The Company's principal financial assets include investments, trade receivables, cash and cash equivalents, bank balances other than cash and cash equivalents and other financial assets that derive mainly from its operations.

The Company is exposed to credit risk, liquidity risk and market risk. The Company's senior management under the supervision of the Board of Directors oversees the management of these risks. The Company's financial risks are governed by appropriate policies and procedures and that financial risks are identified, measured and managed in accordance with the Company's policies and risk objectives. It is the Company's policy that no trading in derivatives for speculative purposes may be undertaken. The Board of Directors reviews and agrees policies for managing each of these risks, which are summarised as below:

# Notes forming part of the standalone financial statements

for the year ended 31st March, 2024

## Note No. : 37 - Other disclosures (Contd.)

### (a) Market risk

Market risk is the risk that the fair value of future cash flows of a financial instrument will fluctuate because of changes in market prices. Market risk comprises three types of risk: interest rate risk, currency risk and other risks, such as regulatory risk and commodity price risk. Financial instruments affected by market risk include borrowings, other financial liabilities and investments.

#### (i) Interest rate risk

Interest rate risk is the risk that the fair value or future cash flows of a financial instrument will fluctuate because of changes in market interest rates. The Company's exposure to the risk of changes in market interest rates relates primarily to the Company's borrowings obligations.

Sugar is produced over a period of 5 to 6 months and is required to be stored for sale over a period of 12 months, thereby resulting in very high requirement of working capital. Cost of funding depends on the overall fiscal environment in the country as well as the Company's credit worthiness/credit ratings. Failure to maintain credit rating can adversely affect the cost of funds.

To mitigate the interest rate risk, the Company maintains an impeccable track record and ensures long term relation with the lenders to raise adequate funds at competitive rates. Company has access to low cost borrowings because of its healthy Balance Sheet and credit rating. Moreover, Company deals with four banks thereby reducing the risk significantly. In addition, steady revenue from distillery business reduces the overall requirements of working capital.

As at 31st March, 2024, the Company has outstanding non-current borrowings, aggregating to ₹46114.19 Lakhs (Previous year: ₹61705.12 Lakhs). Of these, non-current borrowings of ₹44288.78 Lakhs (Previous year: ₹52578.09 Lakhs) are linked to variable interest rates and among them, non-current borrowings of ₹30304.50 Lakhs (Previous year: ₹38610.50 Lakhs) are covered under interest subvention scheme [For details of the Company's current and non-current borrowings, including interest rate profiles, refer note no. 18(i) and 18(ii)].

#### Sensitivity analysis on interest expense (net of interest subvention):

(₹ in Lakhs)

Particulars	Year ended 31st March, 2024	Year ended 31st March, 2023
Interest rates		
0.50% increase	160.75	82.38
0.50% decrease	(160.75)	(82.38)

#### (ii) Foreign currency risk

Foreign currency risk is the risk that the fair value or future cash flows of an exposure will fluctuate because of changes in foreign exchange rates. To mitigate foreign exchange risk, the Company covers its position through permitted hedging methods.

Foreign currency exposure as at 31st March, 2024 is as under :

Particulars		Hedged	Unhedged	Total
Foreign currency payables				
Other financial liabilities (current)	(₹ in Lakhs)	-	7.20	7.20
	(₹ in Lakhs)	(-)	(-)	(-)
	(EURO in Lakhs)	-	0.08	0.08
	(EURO in Lakhs)	(-)	(-)	(-)

Figures in brackets pertain to previous year.

#### Foreign currency sensitivity

An increase or decrease of 50 basis points in foreign exchange rates is expected to have no material impact on profit. Additionally, there was no exposure to foreign currency as of 31st March, 2023.

# Notes forming part of the standalone financial statements

for the year ended 31st March, 2024

## Note No. : 37 - Other disclosures (Contd.)

### (iii) Commodity price risk

The major segment in which the company operates, accounting for around 70% of the company's total revenue, is Sugar. As such, the Company is exposed to commodity price risk.

The Government announces domestic sales quotas on a monthly basis. Moreover, there are not many active platforms in India that allow hedging of domestic sugar sales. Additionally, the Central Government had announced a Minimum Sale Price (MSP) for the sale of sugar in the open market by every sugar mill. Currently set at ₹31/- per kilogram, this MSP acts as a minimum floor price for the sale of sugar by the sugar mills in India.

Normally, the Company does not engage in the physical export of sugar. However, the Company has established a policy to hedge the underlying exposure associated with exports in cases where the export of sugar is permitted by the Government of India.

The pricing methodology for ethanol remained unchanged. Ethanol prices (excluding ethanol produced from grains) are announced by the Central Government which are based on Fair and Remunerative Price (FRP) of sugarcane, cost of production of sugar and realisation of by-products.

Price of Ethanol produced from grains are announced annually by the Oil Marketing Companies (OMCs).

### (iv) Other price risk:

The Board of Directors reviews and approves equity investment decisions. The Company's exposure to equity risk is limited to cost, and these investments are subject to impairment testing according to the policies in this respect. Accordingly, other price risks are not expected to be material.

## (b) Credit risk

Credit risk is the risk that the counterparty will not meet its obligations under a financial instrument or customer contract, leading to a financial loss. The Company is exposed to credit risk from its operating activities (primarily trade receivables) and from its financing activities, including borrowings from banks and financial institutions. The Company's sugar sales are mostly on cash. Co-generated Power is sold to government entities and under open access arrangements. Ethanol is sold under contracts to Public and Private Oil Marketing Companies ("OMCs"). The Company keeps a close watch on the realisation of the outstanding amounts and has not experienced any significant default.

The Company uses judgment in making the assumptions and selecting the inputs for assessing the impairment calculation, based on the Company's past history, existing market conditions, and future estimates at the end of each balance sheet date. Impairment allowance against financial assets is created and subsequently written off when there is no reasonable expectation of recovery. However, the Company continues to recover the receivables. Where recoveries are made, these are recognised in the Standalone Statement of Profit and Loss.

### (i) Trade receivables

Customer credit risk is managed by each business unit subject to the Company's established policy, procedures and control relating to customer credit risk management. Trade receivables are non-interest bearing; Refer note no. 37(11) for credit terms.

An impairment analysis is performed at each balance sheet date on an individual basis for major customers. Large number of minor receivables are grouped into homogenous groups and assessed for impairment collectively. The maximum exposure to credit risk at the balance sheet date is the carrying value of assets as disclosed under note no. 12.

### (ii) Balances with banks

Credit risk for balances with banks is managed in accordance with the Company's policy.

The Company's maximum exposure to credit risk for the components of the Standalone balance sheet as at 31st March, 2024 and 31st March, 2023 is the carrying amounts as stated under note no. 13 and 14 and fixed deposits with banks included under note no. 7(i) and 7(ii).

# Notes forming part of the standalone financial statements

for the year ended 31st March, 2024

## Note No. : 37 - Other disclosures (Contd.)

### (c) Liquidity risk

The Company monitors its risk of a shortage of funds using a liquidity planning tool. The Company's objective is to meet the funding requirement and maintain flexibility in this respect through the use of cash credit facilities, commercial papers and other short-term borrowings.

The table below summarises the carrying value and contractual cash flows of Company's financial liabilities :

#### A. As at 31st March, 2024

(₹ in Lakhs)

Sl. No.	Particulars	Carrying value	Contractual cash flows	Less than 1 year	Between 1 to 5 years	More than 5 years
(i)	Borrowings					
	- Current maturities of long-term borrowings	13473.02	13479.91	13479.91	-	-
	- Current - Loans repayable on demand	154718.00	154718.00	154718.00	-	-
		<b>168191.02</b>	<b>168197.91</b>	<b>168197.91</b>	-	-
	- Non-current	32634.28	32650.00		32650.00	-
		<b>200825.30</b>	<b>200847.91</b>	<b>168197.91</b>	<b>32650.00</b>	-
(ii)	Lease liabilities	89.63	116.44	16.63	66.53	33.28
(iii)	Trade and other payables	29505.80	29505.80	29505.80	-	-
(iv)	Other financial liabilities	8323.35	8323.35	8323.35	-	-
	<b>Total</b>	<b>238744.08</b>	<b>238793.50</b>	<b>206043.69</b>	<b>32716.53</b>	<b>33.28</b>

#### B. As at 31st March, 2023

(₹ in Lakhs)

Sl. No.	Particulars	Carrying value	Contractual cash flows	Less than 1 year	Between 1 to 5 years	More than 5 years
(i)	Borrowings					
	- Current maturities of long-term borrowings	18607.62	18607.62	18607.62	-	-
	- Current - Loans repayable on demand	126379.46	126379.46	126379.46	-	-
		<b>144987.08</b>	<b>144987.08</b>	<b>144987.08</b>	-	-
	- Non-current	42874.97	43129.91		43129.91	-
		<b>187862.05</b>	<b>188116.99</b>	<b>144987.08</b>	<b>43129.91</b>	-
(ii)	Lease liabilities	99.30	133.07	16.63	66.53	49.91
(iii)	Trade and other payables	35187.20	35187.20	35187.20	-	-
(iv)	Other financial liabilities	12169.26	12169.26	12169.26	-	-
	<b>Total</b>	<b>235317.81</b>	<b>235606.52</b>	<b>192360.17</b>	<b>43196.44</b>	<b>49.91</b>

The Company possesses current financial and non-financial assets that are expected to be realised in the ordinary course of business. Furthermore, the Company ensures that it maintains sufficient liquidity to meet anticipated operational expenses as they arise.

## 18. Capital Management

### (a) Risk management

The Company's objective while managing capital is to safeguard its ability to continue as a going concern and continue to provide returns to shareholders and other stakeholders. The Company manages its capital structure and makes adjustments in light of changes in the financial condition and the financial covenants' requirements and return of capital to shareholders.

To achieve this overall objective, the Company's capital management, amongst other things, also aims to ensure that it meets financial covenants attached to the interest-bearing loans and borrowings. There have been no breaches in the financial covenants of any interest-bearing loans and borrowings.

No changes were made in the objectives, policies or processes for managing capital during the year ended 31st March, 2024 and 31st March, 2023.

# Notes forming part of the standalone financial statements

for the year ended 31st March, 2024

## Note No. : 37 - Other disclosures (Contd.)

The Company monitors capital using debt-equity ratio, which is total long-term debt divided by total equity.

(₹ in Lakhs, unless stated otherwise)

Particulars	As at	As at
	31st March, 2024	31st March, 2023
Total long-term debt (including lease liabilities and current maturities of long-term borrowings)	46203.82	61804.42
Total equity	327960.54	287543.16
<b>Debt to equity ratio</b>	0.14	0.21

### (b) Dividend on equity shares declared and paid:

Particulars	Year ended	Year ended
	31st March, 2024	31st March, 2023
Year to which interim dividend relates	2023-24	2022-23
Interim dividend paid per equity share (₹)	3.00	2.50
Gross amount of Interim dividend (₹ in Lakhs)	6052.48	5084.36

## 19 (a). Other Statutory information

### (i) Details of balance outstanding with struck off companies as at 31st March, 2024:

The Company has not entered into transactions with struck off companies either during the year ended 31st March, 2024 or 31st March, 2023. Hence, the requirements is not applicable to the Company and no information is required to be disclosed.

(ii) No funds have been advanced or loaned or invested (either from borrowed funds or share premium or any other sources or kind of funds) by the Company to or in any other person(s) or entity(ies), including foreign entities ("Intermediaries") with the understanding, whether recorded in writing or otherwise, that the Intermediary shall lend or invest in party identified by or on behalf of the Company (Ultimate Beneficiaries). The Company has not received any fund from any party(s) (Funding Party) with the understanding that the Company shall whether, directly or indirectly lend or invest in other persons or entities identified by or on behalf of the Funding Party ("Ultimate Beneficiaries") or provide any guarantee, security or the like on behalf of the Ultimate Beneficiaries.

(iii) For working capital facilities, the Company has submitted Stock statement to banks on monthly basis. The difference between the value as per books and as per the monthly statements submitted on quarter ends with the banks are given below:

(₹ in Lakhs)

Quarter ending	Value as per books of accounts	Value as per statements submitted with banks	Difference *
30th June, 2023	156197.79	165961.29	(9763.50)
30th September, 2023	64918.84	64081.36	837.48
31st December, 2023	94872.22	98754.57	(3882.35)
31st March, 2024	256092.53	283004.25	(26911.72)
30th June, 2022	135784.76	138976.17	(3191.41)
30th September, 2022	46967.64	47878.52	(910.88)
31st December, 2022	64313.88	64776.56	(462.68)
31st March, 2023	192483.00	204008.87	(11525.87)

\* Reason for difference

Differences are primarily due to the variation in valuation methodology of inventory for sugar. For Stock Statements submitted to banks, sugar inventory have been valued in terms of sanction letters, whereas in books such inventory are carried at lower of cost or net realisable value as per the accounting policy of the Company.

- (iv) The Company has not traded or invested in Crypto currency or Virtual Currency during the current or previous year.
- (v) There are no proceedings which have been initiated or pending against the Company for holding any benami property under the Benami Transactions (Prohibition) Act, 1988 and rules made thereunder.
- (vi) The Company does not have any transactions not recorded in the books of accounts that has been surrendered or disclosed as income during the year in the tax assessments under the Income Tax Act, 1961 (such as, search or survey or any other relevant provisions of the Income Tax Act, 1961).



# Notes forming part of the standalone financial statements

## Note No.: 37 Other disclosures (Contd.)

### 19 (b) Ratio analysis and its elements

Sl. No.	Ratio	Numerator	Denominator	31st March, 2024	31st March, 2023	% Change	Reason for variance (where change is more than 25 %)
(1)	Current ratio	Current assets	Current liabilities	1.43	1.31	9.16%	
(2)	Debt-equity ratio	Long-term borrowings (+) Current maturities of long-term debt (+) Deferred income (+) Lease liabilities	Equity computed as: Share capital (+) Other equity	0.14	0.21	-33.33%	Due to increased profits retained in the business
(3)	Debt service coverage ratio	Profit for the year [i.e. Profit after tax] (+) Depreciation and amortisation expense (+) Finance costs	Finance costs (+) Current lease liabilities (+) Current maturities of long-term debt	3.13	1.93	62.18%	Due to increased profit
(4)	Return on equity	Profit for the year [i.e. Profit after tax]	Average equity	14.08%	9.78%	43.97%	Mainly due to increased profit
(5)	Inventory turnover ratio	Revenue from operations	Average inventory	2.16	2.06	4.85%	
(6)	Trade receivable turnover ratio	Revenue from operations	Closing trade receivables	44.55	37.38	19.18%	
(7)	Trade payable turnover ratio	Purchases	Average trade payables	16.47	12.90	27.67%	Due to increased purchases driven by higher operational activities
(8)	Net capital turnover ratio	Revenue from operations	Average working capital computed as Average current assets (-) Average current liabilities	7.32	6.22	17.68%	
(9)	Net profit ratio	Profit for the year [i.e. Profit after tax]	Revenue from operations	0.08	0.06	30.96%	Mainly due to increase in profit year on year
(10)	Return on capital employed	Profit before tax (+) Interest on long-term borrowings (+) Interest on lease liabilities	Average capital employed Capital employed computed as Equity (-) Intangible assets (+) Long-term borrowings (+) Current maturities of long-term debt (+) Deferred income (+) Lease liabilities (+) Deferred tax liabilities	17.22%	12.55%	37.21%	Mainly due to increased profit
(11)	Return on investment (investment in equity shares at FV/TOCI)	Fair value gain of equity instruments through other comprehensive income	Average investment in equity shares	3.94%	-	100.00%	Investment made during the year
	Return on investment (investment in mutual funds-at FV/TPL)	Income on current investments in mutual funds	Average investment in mutual funds	6.48%	6.09%	6.40%	

# Notes forming part of the standalone financial statements

for the year ended 31st March, 2024

## Note No. : 37 - Other disclosures (Contd.)

20. The previous year's figures have been regrouped and rearranged wherever necessary to make them comparable with those of the current year's figures.

---

As per our report of even date attached

**For LODHA & CO LLP**

*Chartered Accountants*

Firm's ICAI Registration No. - 301051E/ E300284

sd/-

**A. K. Ghosh**

*Partner*

Membership No.054565

Place of signature: Kolkata

Date: 17th May, 2024

sd/-

**Pramod Patwari**

*Chief Financial Officer*

sd/-

**Manoj Agarwal**

*Company Secretary*

**For and on behalf of the Board of Directors**

sd/-

**Vivek Saraogi**

*Chairman and Managing Director*

DIN- 00221419

sd/-

**Avantika Saraogi**

*Executive Director*

DIN- 03149784

# Independent Auditors' Report

To the members of

**Balrampur Chini Mills Limited**

## REPORT ON THE AUDIT OF THE CONSOLIDATED FINANCIAL STATEMENTS

### OPINION

We have audited the accompanying consolidated financial statements of **Balrampur Chini Mills Limited** (hereinafter referred to as "the Company") and share of profit of its Associate, which comprise the Consolidated Balance Sheet as at 31st March, 2024, the Consolidated Statement of Profit and Loss (including Other Comprehensive Income), the Consolidated Statement of Changes in Equity and the Consolidated Statement of Cash Flows for the year then ended, and notes to the consolidated financial statements, including a summary of material accounting policies and other explanatory notes for the year ended on that date (hereinafter referred to as "the consolidated financial statements").

In our opinion and to the best of our information and according to the explanations given to us and based on the consideration of report of other auditor on the financial statements, and on the other financial information of the Associate, the aforesaid consolidated financial statements give the information required by the Companies Act, 2013 (hereinafter referred to as "the Act") in the manner so required and give a true and fair view in conformity with the Indian Accounting Standards notified under section 133 of the Act read with the Companies (Indian Accounting Standards) Rules, 2015, as amended from time to time, (hereinafter referred to as "Ind AS") and other accounting principles generally accepted in India, of the consolidated state of affairs of the Company including its Associate, as at 31st March, 2024, consolidated profit (including other comprehensive income), consolidated changes in equity and the consolidated cash flows for the year then ended.

### BASIS FOR OPINION

We conducted our audit of the consolidated financial statements in accordance with the Standards on Auditing (SAs) specified under section 143(10) of the Act. Our responsibilities under those SAs are further described in the "Auditors' Responsibilities for the Audit of the Consolidated Financial Statements" section of our

report. We are independent of the Company and its Associate in accordance with the Code of Ethics issued by the Institute of Chartered Accountants of India (hereinafter referred to as "the ICAI") together with the ethical requirements that are relevant to our audit of the consolidated financial statements under the provisions of the Act, and the Rules thereunder, and we have fulfilled our other ethical responsibilities in accordance with these requirements and the ICAI's Code of Ethics. We believe that the audit evidence we have obtained, and the audit evidence obtained by the other auditor in terms of their report referred to in "Other Matter" paragraph below is sufficient and appropriate to provide a basis for our opinion on the consolidated financial statements.

### KEY AUDIT MATTERS

Key audit matters are those matters that, in our professional judgment, and based on the consideration of report of the other auditor on financial statements of the Associate, were of most significance in our audit of the consolidated financial statements for the financial year ended 31st March, 2024. These matters were addressed in the context of our audit of the consolidated financial statements as a whole and in forming our opinion thereon, and we do not provide a separate opinion on these matters. We have considered the matters described below to be the key audit matters for incorporation in our report.

We have fulfilled the responsibilities described in the "Auditors' Responsibilities for the Audit of the Consolidated Financial Statements" section of our report, including in relation to these matters. Accordingly, our audit included the performance of procedures designed to respond to our assessment of the risks of material misstatement of the consolidated financial statements. The results of the audit procedures, including the procedures performed to address the matters below, provide the basis for our opinion on the accompanying consolidated financial statements.

The below mentioned matters have been reported taking into account such matters to the extent considered material and relevant for the purpose of consolidated financial statements of the Company.

Sl. No.	Key Audit Matters	Addressing the Key Audit Matters
1.	<b>Valuation and determination of Inventory</b> As on 31st March, 2024, the Company has inventory of sugar with the carrying value of ₹231301.25 Lakhs which forms significant part of the total assets of the Company. The inventory of sugar is valued at the lower of cost and net realisable value.	<b>Audit procedures based on which conclusion regarding reasonableness of the inventory was arrived at include the following:</b> <ul style="list-style-type: none"><li>Evaluating the accounting policy followed for valuation of inventory of sugar and appropriateness thereof with respect to the relevant Indian Accounting Standards in this respect.</li><li>Review of the process of physical verification of sugar and its reconciliation with the book stock.</li></ul>

Sl. No.	Key Audit Matters	Addressing the Key Audit Matters
	Significant judgement is involved in determining the cost of production of sugar which is dependent upon variability in seasonal factors including number of sugarcane crushing days, recovery of sugar from cane and valuation of the products produced incidental to and/ or along with the production of sugar.	<ul style="list-style-type: none"> <li>▪ Understanding and testing the design and operating effectiveness of controls as established by the management of the Company in determination of cost of production and net realisable value of inventory of sugar.</li> <li>▪ Evaluating the adequacy of the method used, relevance and reliability of data and the systems and procedures followed for valuing intermediary products and arriving at the cost of sugar produced by the Company.</li> <li>▪ Review of the selling price of sugar prevailing at the year end. Examined the valuation process/ methodology and checks being performed to ensure that valuation of inventory are as per the policy followed in this respect.</li> </ul>
2.	<p><b>Recognition of Deferred tax assets</b></p> <p>Deferred tax assets of the Company pertaining to MAT Credit entitlement amounting to ₹9273.39 Lakhs as on 31st March, 2024, as recognised in earlier years has been continued in the books of accounts in this year. Recognition of deferred tax assets is based on expected utilisation and/ or reversal thereof considering the management's projection of future taxable income of the Company. This involves estimation of future operations and profitability based on assumptions and anticipations which may be in variance with the actual happening.</p>	<p><b>Audit procedures based on which conclusion regarding reasonableness of the recognition of deferred tax assets was arrived at include the following:</b></p> <ul style="list-style-type: none"> <li>▪ Evaluation of the temporary differences and utilisation/ reversal of deferred tax assets based on internal forecasts by the management and the resultant impact on future taxable income of the Company.</li> <li>▪ The above includes critical review of underlying assumptions for consistency and arriving at reasonable level of probability on the matters with due regard to the current and past results and performances, as required in terms of Ind AS 12 "Income Taxes" and principles in this regard.</li> <li>▪ Review of the assumptions by the management of the Company with respect to profit in future periods and taxability thereof and placing reliance on such assumptions and projections given the current scale of operations and prevailing conditions and situations.</li> </ul>

## INFORMATION OTHER THAN THE CONSOLIDATED FINANCIAL STATEMENTS AND AUDITORS' REPORT THEREON

The Company's Board of Directors is responsible for the preparation of other information. The other information comprises the information included in the Annual Report but does not include the standalone financial statements, consolidated financial statements and our auditors' reports thereon. The other information as stated above is expected to be made available to us after the date of this auditors' report.

Our opinion on the consolidated financial statements does not cover the other information and we do not express any form of assurance conclusion thereon.

In connection with our audit of the consolidated financial statements, our responsibility is to read the other information identified above when it becomes available, and, in doing so, consider whether the other information is materially inconsistent with the consolidated financial statements, or our knowledge

obtained during the course of our audit or otherwise appears to be materially misstated.

When we read the other information as stated above and if we conclude that there is a material misstatement therein, we are required to communicate the matter to those charged with governance and describe necessary actions required as per applicable laws and regulations.

## RESPONSIBILITIES OF MANAGEMENT AND THOSE CHARGED WITH GOVERNANCE FOR THE CONSOLIDATED FINANCIAL STATEMENTS

The Company's Board of Directors is responsible for the matters stated in section 134(5) of the Act with respect to the preparation of these consolidated financial statements that give a true and fair view of the consolidated financial position, consolidated financial performance (including other comprehensive income), consolidated changes in equity and consolidated cash flows of the Company including its Associate in accordance with the accounting principles generally accepted in India, including the

Indian Accounting Standards notified under section 133 of the Act read with relevant rules, as amended from time to time. The respective Board of Directors of the Company and its Associate are responsible for maintenance of adequate accounting records in accordance with the provisions of the Act for safeguarding of the assets of the Company and its Associate and for preventing and detecting frauds and other irregularities; selection and application of appropriate accounting policies; making judgments and estimates that are reasonable and prudent; and design, implementation and maintenance of adequate internal financial controls, that were operating effectively for ensuring the accuracy and completeness of the accounting records, relevant to the preparation and presentation of the consolidated financial statements that give a true and fair view and are free from material misstatement, whether due to fraud or error.

In preparing the consolidated financial statements, the respective Board of Directors of the Company and its Associate are responsible for assessing the Company's and its Associate's ability to continue as a going concern, disclosing, as applicable, matters related to going concern and using the going concern basis of accounting unless management of the respective companies either intends to liquidate the companies or to cease operations, or has no realistic alternative but to do so.

The respective Board of Directors of the companies are also responsible for overseeing the financial reporting process of the Company including its Associate.

## AUDITORS' RESPONSIBILITIES FOR THE AUDIT OF THE CONSOLIDATED FINANCIAL STATEMENTS

Our objectives are to obtain reasonable assurance about whether the consolidated financial statements as a whole are free from material misstatement, whether due to fraud or error, and to issue an auditors' report that includes our opinion. Reasonable assurance is a high level of assurance but is not a guarantee that an audit conducted in accordance with SAs will always detect a material misstatement when it exists. Misstatements can arise from fraud or error and are considered material if, individually or in the aggregate, they could reasonably be expected to influence the economic decisions of users taken on the basis of these consolidated financial statements.

As part of an audit in accordance with SAs, we exercise professional judgment and maintain professional skepticism throughout the audit. We also:

- Identify and assess the risks of material misstatement of the consolidated financial statements, whether due to fraud or error, design and perform audit procedures responsive to those risks, and obtain audit evidence that is sufficient and appropriate to provide a basis for our opinion. The risk of not detecting a material misstatement resulting from fraud is higher than for one resulting from error, as fraud may involve collusion, forgery, intentional omissions, misrepresentations, or the override of internal controls;
- Obtain an understanding of internal control relevant to the audit in order to design audit procedures that are appropriate in the circumstances. Under section 143(3)(i) of the Act, we are also responsible for expressing our opinion on whether the Company has adequate internal financial controls system in place and the operating effectiveness of such controls;
- Evaluate the appropriateness of accounting policies used and the reasonableness of accounting estimates and related disclosures made by management;
- Conclude on the appropriateness of management's use of the going concern basis of accounting and, based on the audit evidence obtained, whether a material uncertainty exists related to events or conditions that may cast significant doubt on the Company's and its Associate's ability to continue as a going concern. If we conclude that a material uncertainty exists, we are required to draw attention in our auditors' report to the related disclosures in the consolidated financial statements or, if such disclosures are inadequate, to modify our opinion. Our conclusions are based on the audit evidence obtained up to the date of our auditors' report. However, future events or conditions may cause the Company and its Associate to cease to continue as a going concern;
- Evaluate the overall presentation, structure and content of the consolidated financial statements, including the disclosures, and whether the consolidated financial statements represent the underlying transactions and events in a manner that achieves fair presentation; and
- Obtain sufficient appropriate audit evidence regarding the financial statements of its Associate to express an opinion on the consolidated financial statements. We are responsible for the direction, supervision, and performance of the audit of the financial statements of such entities included in the consolidated financial statements of which we are the independent auditors. For the other entities included in the consolidated financial statements which have been audited by other auditors, such other auditors remain responsible for the direction, supervision and performance of the audits carried out by them. We remain solely responsible for our audit opinion.

We communicate with those charged with governance regarding, among other matters, the planned scope and timing of the audit and significant audit findings, including any significant deficiencies in internal control that we identify during our audit.

We also provide those charged with governance with a statement that we have complied with relevant ethical requirements regarding independence, and to communicate with them all relationships and other matters that may reasonably be thought to bear on our independence, and where applicable, related safeguards.

From the matters communicated with those charged with governance, we determine those matters that were of most

significance in the audit of the consolidated financial statements of the current period and are therefore the key audit matters. We describe these matters in our auditors' report unless law or regulation precludes public disclosure about the matter or when, in extremely rare circumstances, we determine that a matter should not be communicated in our report because the adverse consequences of doing so would reasonably be expected to outweigh the public interest benefits of such communication.

## OTHER MATTER

We did not audit the financial statements of Associate, Auxilo Finserve Private Limited (AFPL) included in the consolidated

financial statements for the year ended 31st March, 2024 which includes:

The Company's share of net profit after tax of ₹2001.70 Lakhs, other comprehensive income (net of tax) of ₹(5.24) Lakhs and total comprehensive income of ₹1996.46 Lakhs for the year ended 31st March, 2024. The financial statements of AFPL for the year ended 31st March, 2024 have been audited by other auditor in accordance with Standards on Auditing specified under section 143 of the Act and their report containing unmodified opinion, have been furnished to us by the management.

Our opinion is not modified in respect of the above matter.

## REPORT ON OTHER LEGAL AND REGULATORY REQUIREMENTS

The matters reported hereunder are based on the financial statements of the Company and its Associate "AFPL" and on consideration of the report of other auditor of the said Associate.

- With respect to the matters specified in clause (xxi) of paragraph 3 of the Companies (Auditor's Report) Order, 2020 (hereinafter referred to as the "Order"/ "CARO") issued by the Central Government in terms of section 143(11) of the Act, according to the information and explanations given to us, and based on the CARO reports issued by us and the auditor of the Associate Company, the financial statements of which has been considered for the preparation of consolidated financial statements of the Company, as provided to us by the management, we report that the remarks given in CARO Report of the respective companies are neither qualification nor adverse in nature. However, in respect of the following clauses of CARO, as reported by the statutory auditor of the Associate Company, answers to the matters referred to in the clauses herein below were not affirmative:

Name of the Company	CIN	Company/ Associate	Clause number of the CARO report
Auxilo Finserve Private Limited	U65990MH2016PTC286516	Associate	(iii)(c) and (iii)(d)

- As required by section 143(3) of the Act, we report that:
  - We have sought and obtained all the information and explanations which, to the best of our knowledge and belief, were necessary for the purposes of our audit of the aforesaid consolidated financial statements;
  - In our opinion, proper books of account as required by law relating to preparation of the aforesaid consolidated financial statements have been kept so far as it appears from our examination of those books and the report of the other auditor except for the matters stated in paragraph 3(vi) below on reporting under Rule 11(g) of the Companies (Audit and Auditors) Rules, 2014, as amended from time to time;
  - The Consolidated Balance Sheet, the Consolidated Statement of Profit and Loss (including Other Comprehensive Income), the Consolidated Statement of Changes in Equity and the Consolidated Statement of Cash Flows dealt with by this Report are in agreement with the books of account maintained for the purpose of preparation of the consolidated financial statements;
  - In our opinion, the aforesaid consolidated financial statements comply with the Indian Accounting Standards notified under section 133 of the Act, read with the Companies (Indian Accounting Standards) Rules, 2015, as amended from time to time;
  - Based on the written representations received from the Directors of the Company as on 31st March, 2024, taken on record by the Board of Directors of the Company and as per the report of other auditor of its Associate, none of the Directors of the Company and its Associate are disqualified as on 31st March, 2024 from being appointed as a Director in terms of section 164(2) of the Act;
  - With respect to the maintenance of accounts and other matters connected therewith, reference is invited to paragraph 2(b) above on reporting under section 143(3) (b) of the Act; and
  - With respect to the adequacy of the internal financial controls with reference to the consolidated financial statements and the operating effectiveness of such controls, refer to our separate Report in "Annexure A" which is based on the auditors' reports of the Company and its Associate which have been audited under the Act. Our report expresses an unmodified opinion on the adequacy and operating effectiveness of the internal control with reference to the consolidated



financial statements of the Company and its Associate incorporated in India.

3. With respect to the other matters to be included in the Auditors' Report in accordance with Rule 11 of the Companies (Audit and Auditors) Rules, 2014 (as amended from time to time), in our opinion and to the best of our information and according to the explanations given to us:
  - i. Pending litigations (other than those already recognised in the consolidated financial statements) having material impact on the financial position of the Company have been disclosed in the consolidated financial statements as required in terms of accounting standards and provisions of the Act- refer note no. 37(1)(a), 37(3)(d) and 37(3)(e) to the consolidated financial statements;
  - ii. The Company and its Associate did not have any long-term contracts including derivative contracts for which there were any material foreseeable losses;
  - iii. There has been no delay in transferring amounts, required to be transferred, to the Investor Education and Protection Fund (hereinafter referred to as "Fund") by the Company and in case of its Associate, there were no amounts which were required to be transferred to such Fund;
  - iv.
    - a. The respective managements of the Company and its Associate which are companies incorporated in India whose financial statements have been audited under the Act have represented to us and the other auditor of such Associate, as the case may be, that, to the best of their knowledge and belief, no funds have been advanced or loaned or invested (either from borrowed funds or securities premium or any other sources or kind of funds) by the Company or its Associate to or in any other persons or entities, including foreign entities ("Intermediaries"), with the understanding, whether recorded in writing or otherwise, that the Intermediary shall, whether, directly or indirectly, lend or invest in other persons or entities identified in any manner whatsoever by or on behalf of the Company or its Associate ("Ultimate Beneficiaries") or provide any guarantee, security or the like on behalf of the Ultimate Beneficiaries;
    - b. The respective managements of the Company and its Associate which are companies incorporated in India whose financial statements have been audited under the Act have represented to us and the other auditor of such Associate, as the case may be, that, to the best of their knowledge and belief, no funds have been received by the Company or its Associate from any persons or entities, including foreign entities ("Funding Parties"), with the understanding, whether recorded in writing or otherwise, that the Company or its Associate shall, whether, directly or indirectly, lend or invest in other persons or entities identified in any manner whatsoever by or on behalf of the Funding Parties ("Ultimate Beneficiaries") or provide any guarantee, security or the like on behalf of the Ultimate Beneficiaries; and
    - c. Based on the audit procedures that have been considered reasonable and appropriate in the circumstances performed by us and that performed by the other auditor of the Associate which are companies incorporated in India whose financial statements have been audited under the Act, nothing has come to our or other auditor's notice that has caused us or them to believe that the representations under sub-clause (i) and (ii) of Rule 11(e) of the Companies (Audit and Auditors) Rules, 2014, as amended from time to time, as stated under (a) and (b) above, contain any material misstatement;
  - v. As stated in note no. 37(18)(b) to the consolidated financial statements, the dividend declared and paid during the year by the Company is in accordance with section 123 of the Act. The Associate has not declared or paid any dividend during the year; and
  - vi. Based on our examination which included test checks, the Company has used an ERP for maintaining its books of account and collating the related data ("prime software") along with certain other softwares for supporting specific functions and operations ("supporting software"). The prime software incorporating all the financial and other transactions involving various operational areas and functions have feature of recording audit trail (edit log) facility which, even though was not activated, have the fields and tables where audit trail (edit log) for changes made in the transactions at application level are available and have been operated throughout the year for all relevant transactions recorded in the said software. In the case of the supporting software used for cane management, the feature for recording audit trail (edit log) facility was available at application level and maintained throughout the year for all relevant transactions. Further, the payroll processing function with respect to senior level employees and compilation of related details, etc. undertaken through another supporting software have been outsourced to a third-party service provider.

Audit trail (edit log) with respect to the direct changes at database level and payroll processing function, the relevant data being managed and maintained by the third-party vendor and not being accessible as such, cannot be commented upon by us.

In respect of the above softwares, to the extent accessible, we have, however, not come across any instance of the same being tampered with.

As reported by the other auditor, the Associate has used an accounting software for maintaining its books of account which has a feature of recording audit trail (edit log) facility and the same has operated throughout the year for all relevant transactions recorded in the software. Further, during the course of their audit, they did not come across any instance of audit trail feature being tampered with.

As proviso to Rule 3(1) of the Companies (Accounts) Rules, 2014 is applicable from 1st April, 2023, reporting under Rule 11(g) of the Companies (Audit and Auditors) Rules, 2014, as amended from time to time, on preservation of audit trail as per the statutory requirements for record retention is not applicable for the financial year ended 31st March, 2024.

4. With respect to the reporting under section 197(16) of the Act to be included in the Auditors' Report, in our opinion and according to the information and explanations given to us, the remuneration (including sitting fees) paid/ payable

by the Company to its Directors during the current financial year is in accordance with the provisions of section 197 of the Act and is not in excess of the limit laid down therein.

As reported by the other auditor, reporting under section 197(16) of the Act is not applicable to the Associate.

**For LODHA & CO LLP**  
*Chartered Accountants*  
Firm's ICAI Registration No.: 301051E/ E300284

sd/-  
**A. K. Ghosh**  
*(Partner)*

Membership No.: 054565  
UDIN: 24054565BKHOSA1948

Place: Kolkata  
Date: 17th May, 2024

# “Annexure A” to the Independent Auditors’ Report on the Consolidated Financial Statements

(Referred to in point (g) of paragraph 2 under “Report on Other Legal and Regulatory Requirements” section of our report of even date to the members of M/s Balrampur Chini Mills Limited)

Report on the Internal Financial Controls with reference to the consolidated financial statements under clause (i) of sub-section 3 of section 143 of the Companies Act, 2013 (hereinafter referred to as “the Act”)

In conjunction with our audit of the consolidated financial statements of the Company as of and for the year ended 31st March, 2024, we have audited the internal financial controls with reference to the consolidated financial statements of **Balrampur Chini Mills Limited** (hereinafter referred to as “the Company”) and its Associate, which are companies incorporated in India, as of that date.

## MANAGEMENT’S RESPONSIBILITY FOR INTERNAL FINANCIAL CONTROLS WITH REFERENCE TO THE CONSOLIDATED FINANCIAL STATEMENTS

The respective Board of Directors of the Company and its Associate, which are companies incorporated in India, are responsible for establishing and maintaining internal financial controls based on the internal control with reference to the consolidated financial statements criteria established by the respective Companies considering the essential components of internal control stated in the Guidance Note on Audit of Internal Financial Controls Over Financial Reporting (hereinafter referred to as “the Guidance Note”) issued by the Institute of Chartered Accountants of India (hereinafter referred to as “the ICAI”). These responsibilities include the design, implementation and maintenance of adequate internal financial controls that were operating effectively for ensuring the orderly and efficient conduct of its business, including adherence to the respective companies’ policies, the safeguarding of its assets, the prevention and detection of frauds and errors, the accuracy and completeness of the accounting records, and the timely preparation of reliable financial information, as required under the Act.

## AUDITORS’ RESPONSIBILITY

Our responsibility is to express an opinion on the internal financial controls with reference to the consolidated financial statements of the Company based on our audit. We conducted our audit in accordance with the Guidance Note issued by the ICAI and the Standards on Auditing specified under section 143(10) of the Act, to the extent applicable to an audit of internal financial controls. Those Standards on Auditing and the Guidance Note require that we comply with ethical requirements and plan and perform the audit to obtain reasonable assurance about whether adequate internal financial controls with reference to the consolidated financial statements was established and maintained and if such controls operated effectively in all material respects.

Our audit involves performing procedures to obtain audit evidences about the adequacy of the internal financial controls system with reference to the consolidated financial statements and their operating effectiveness. Our audit of internal financial controls with reference to the consolidated financial statements included obtaining an understanding of internal financial controls with reference to the consolidated financial statements, assessing the risk that a material weakness exists, and testing and evaluating the design and operating effectiveness of internal control based on the assessed risk. The procedures selected depend on the auditors’ judgement, including the assessment of the risks of material misstatement of the consolidated financial statements, whether due to fraud or error.

We believe that the audit evidence we have obtained, and the audit evidence obtained by the auditor of the Associate, which are companies incorporated in India, in terms of their report referred to in the “Other Matter” paragraph below, is sufficient and appropriate to provide a basis for our audit opinion on the internal financial controls with reference to the consolidated financial statements.

## MEANING OF INTERNAL FINANCIAL CONTROLS WITH REFERENCE TO THE CONSOLIDATED FINANCIAL STATEMENTS

A company’s internal financial control with reference to the consolidated financial statements is a process designed to provide reasonable assurance regarding the reliability of financial reporting and the preparation of the consolidated financial statements for external purposes in accordance with generally accepted accounting principles. A company’s internal financial control with reference to the consolidated financial statements includes those policies and procedures that (1) pertain to the maintenance of records that, in reasonable detail, accurately and fairly reflect the transactions and dispositions of the assets of the company; (2) provide reasonable assurance that transactions are recorded as necessary to permit preparation of the consolidated financial statements in accordance with generally accepted accounting principles, and that receipts and expenditures of the company are being made only in accordance with authorisations of management and directors of the company; and (3) provide reasonable assurance regarding prevention or timely detection of unauthorised acquisition, use, or disposition of the company’s assets that could have a material effect on the consolidated financial statements.

## **INHERENT LIMITATIONS OF INTERNAL FINANCIAL CONTROLS WITH REFERENCE TO THE CONSOLIDATED FINANCIAL STATEMENTS**

Because of the inherent limitations of internal financial controls with reference to the consolidated financial statements, including the possibility of collusion or improper management override of controls, material misstatements due to error or fraud may occur and not be detected. Also, projections of any evaluation of the internal financial controls with reference to the consolidated financial statements to future periods are subject to the risk that the internal financial control with reference to the consolidated financial statements may become inadequate because of changes in conditions, or that the degree of compliance with the policies or procedures may deteriorate.

## **OPINION**

In our opinion, the Company and its Associate, which are companies incorporated in India, have, in all material respects, an adequate internal financial controls system with reference to the consolidated financial statements and such internal financial controls with reference to the consolidated financial statements was operating effectively as at 31st March, 2024, based on the internal control with reference to the consolidated financial statements criteria established by the respective companies considering the essential components of internal control stated in the Guidance Note on Audit of Internal Financial Controls Over Financial Reporting issued by the Institute of Chartered Accountants of India.

## **OTHER MATTER**

Our aforesaid reports under section 143(3)(i) of the Act on the adequacy and operating effectiveness of the internal financial controls with reference to the consolidated financial statements in so far as it relates to its Associate as on the reporting date, which is a company incorporated in India, is based on the corresponding report of the auditor of the said company.

**For LODHA & CO LLP**

*Chartered Accountants*

Firm's ICAI Registration No.: 301051E/ E300284

sd/-

**A. K. Ghosh**

*(Partner)*

Place: Kolkata

Date: 17th May, 2024

Membership No.: 054565

UDIN: 24054565BKHOSA1948

# Consolidated Balance Sheet

as at 31st March, 2024

(₹ in Lakhs)

Particulars	Note No.	As at	
		31st March, 2024	31st March, 2023
<b>ASSETS</b>			
<b>Non-current assets</b>			
(a) Property, plant and equipment	4	263860.31	259790.38
(b) Capital work-in-progress	4	4549.57	2428.88
(c) Intangible assets	5	79.40	68.74
(d) Financial assets			
(i) Investments			
a) Investment in associate accounted for using the equity method	6(i)	33329.90	20134.62
b) Other investment	6(ii)	612.26	-
(ii) Other financial assets	7(i)	365.51	299.20
(e) Non-current tax assets (net)	8	714.10	1167.74
(f) Other non-current assets	9	1593.68	1188.49
<b>Total non-current assets</b>		<b>305104.73</b>	<b>285078.05</b>
<b>Current assets</b>			
(a) Inventories	10	286876.72	231868.16
(b) Biological assets	11	84.15	23.67
(c) Financial assets			
(i) Investment	6(ii)	-	6125.06
(ii) Trade receivables	12	12556.76	12482.31
(iii) Cash and cash equivalents	13	31.92	30.99
(iv) Bank balances other than cash and cash equivalents	14	264.38	1158.51
(v) Other financial assets	7(ii)	620.15	928.59
(d) Other current assets	15	3056.94	5156.28
<b>Total current assets</b>		<b>303491.02</b>	<b>257773.57</b>
<b>TOTAL ASSETS</b>		<b>608595.75</b>	<b>542851.62</b>
<b>EQUITY AND LIABILITIES</b>			
<b>Equity</b>			
(a) Share capital	16	2017.49	2017.49
(b) Other equity	17	338078.78	287540.10
<b>Total equity</b>		<b>340096.27</b>	<b>289557.59</b>
<b>Liabilities</b>			
<b>Non-current liabilities</b>			
(a) Financial liabilities			
(i) Borrowings	18(i)	32634.28	42874.97
(ii) Lease liabilities	19	73.00	82.67
(b) Deferred income	21	-	6.89
(c) Provisions	22(i)	1106.85	1071.01
(d) Deferred tax liabilities (net)	23	22681.97	12815.07
<b>Total non-current liabilities</b>		<b>56496.10</b>	<b>56850.61</b>
<b>Current liabilities</b>			
(a) Financial liabilities			
(i) Borrowings	18(ii)	168191.02	144987.08
(ii) Lease liabilities	19	16.63	16.63
(iii) Trade and other payables	24		
(a) Trade payables			
Total outstanding dues of micro enterprises and small enterprises		785.36	308.83
Total outstanding dues of creditors other than micro enterprises and small enterprises		27058.45	31293.07
(b) Other payables			
Total outstanding dues of micro enterprises and small enterprises		374.16	617.02
Total outstanding dues of creditors other than micro enterprises and small enterprises		1287.83	2968.28
(iv) Other financial liabilities	20	8323.35	12169.26
(b) Deferred income	21	6.89	215.64
(c) Other current liabilities	25	4448.23	3128.08
(d) Provisions	22(ii)	602.96	739.53
(e) Current tax liabilities (net)	26	908.50	-
<b>Total current liabilities</b>		<b>212003.38</b>	<b>196443.42</b>
<b>TOTAL EQUITY AND LIABILITIES</b>		<b>608595.75</b>	<b>542851.62</b>

Accompanying notes 1 to 37 are an integral part of the consolidated financial statements.

As per our report of even date attached

For LODHA & CO LLP

Chartered Accountants

Firm's ICAI Registration No. - 301051E/ E300284

sd/-

A. K. Ghosh

Partner

Membership No.054565

Place of signature: Kolkata

Date: 17th May, 2024

sd/-

Pramod Patwari

Chief Financial Officer

sd/-

Manoj Agarwal

Company Secretary

For and on behalf of the Board of Directors

sd/-

Vivek Saraogi

Chairman and Managing Director

DIN- 00221419

sd/-

Avantika Saraogi

Executive Director

DIN- 03149784

# Consolidated Statement of Profit and Loss

for the year ended 31st March, 2024

(₹ in Lakhs)

Particulars	Note No.	Year ended 31st March, 2024	Year ended 31st March, 2023
Revenue from operations	27	559374.01	466586.17
Other income	28	17992.63	6279.14
<b>Total income</b>		<b>577366.64</b>	<b>472865.31</b>
<b>Expenses:</b>			
Cost of materials consumed	29	457983.28	341939.67
Changes in inventories of finished goods, by-products and work-in-progress	30	(66289.98)	(1015.71)
Employee benefits expense	31	39855.84	36379.25
Finance costs	32	8362.62	4864.68
Depreciation and amortisation expense	33	16636.03	12950.30
Other expenses	34	49207.82	38078.98
<b>Total expenses</b>		<b>505755.61</b>	<b>433197.17</b>
<b>Profit before share of profit of associate and tax</b>		<b>71611.03</b>	<b>39668.14</b>
<b>Share of profit of associate</b>		<b>2609.64</b>	<b>1163.33</b>
<b>Profit before tax</b>		<b>74220.67</b>	<b>40831.47</b>
<b>Tax expense</b>	35		
Current tax		11120.68	6941.72
Deferred tax		9652.58	5473.05
<b>Total tax expense</b>		<b>20773.26</b>	<b>12414.77</b>
<b>Profit for the year</b>		<b>53447.41</b>	<b>28416.70</b>
<b>Other comprehensive income</b>	36		
Items that will not be reclassified to profit or loss		1240.99	(962.29)
Income tax relating to items that will not be reclassified to profit or loss		(433.04)	335.60
<b>Total other comprehensive income for the year</b>		<b>807.95</b>	<b>(626.69)</b>
<b>Total comprehensive income for the year</b>		<b>54255.36</b>	<b>27790.01</b>
(Comprising of profit and other comprehensive income for the year)			
<b>Earnings per equity share of ₹ 1/- each</b>	37(7)		
- Basic (in ₹ per share)		26.49	13.94
- Diluted (in ₹ per share)		26.49	13.94
<b>Weighted average number of shares used in computing earnings per share</b>			
- Basic (in shares)		201749245	203890016
- Diluted (in shares)		201749245	203890016

Accompanying notes 1 to 37 are an integral part of the consolidated financial statements.

As per our report of even date attached

**For LODHA & CO LLP**

Chartered Accountants

Firm's ICAI Registration No. - 301051E/ E300284

sd/-

A. K. Ghosh

Partner

Membership No.054565

Place of signature: Kolkata

Date: 17th May, 2024

sd/-

Pramod Patwari

Chief Financial Officer

sd/-

Manoj Agarwal

Company Secretary

**For and on behalf of the Board of Directors**

sd/-

Vivek Saraogi

Chairman and Managing Director

DIN- 00221419

sd/-

Avantika Saraogi

Executive Director

DIN- 03149784



# Consolidated Statement of Changes in Equity for the year ended 31st March, 2024

## (a) Equity share capital

### For the year ended 31st March, 2024

Opening balance as at 1st April, 2023	Changes in equity share capital during the year	Closing balance as at 31st March, 2024
2017.49	-	2017.49

(₹ in Lakhs)

### For the year ended 31st March, 2023

Opening balance as at 1st April, 2022	Changes in equity share capital during the year [Refer note no. 16(c)]	Closing balance as at 31st March, 2023
2040.40	(22.91)	2017.49

(₹ in Lakhs)

## (b) Other equity

Particulars	Reserves and surplus						Other comprehensive income			Total other equity
	Capital reserve	Capital redemption reserve	Share options outstanding account	Storage fund for molasses	General reserve	Retained earnings	Re-measurement of defined benefit plan	Equity instruments through other comprehensive income		
Opening balance as at 1st April, 2023	1075.58	3086.99	-	122.80	200000.00	83254.73	-	-	-	287540.10
Changes in equity during the year ended 31st March, 2024	-	-	-	-	-	53447.41	-	-	-	53447.41
Profit for the year	-	-	-	-	-	-	-	-	-	-
Other comprehensive income for the year	-	-	-	-	-	-	798.71	9.24	-	807.95
<b>Total comprehensive income for the year</b>	-	-	-	-	-	<b>53447.41</b>	<b>798.71</b>	<b>9.24</b>	-	<b>54255.36</b>
Recognition of share based payment [Refer note no.37(4)(b)]	-	-	2396.04	-	-	-	-	-	-	2396.04
Buy-back expenses (net of tax ₹2.81 Lakhs) [Refer note no.37(4)(a)]	-	-	-	-	-	(5.23)	-	-	-	(5.23)
Storage fund for molasses created during the year [Refer note no. 17(v)]	-	-	-	62.14	-	-	-	-	-	62.14
Storage fund for molasses written back during the year [Refer note no. 17(v)]	-	-	-	(117.15)	-	-	-	-	-	(117.15)
Transfer to/ (from) retained earnings	-	-	-	-	30000.00	(29201.29)	(798.71)	-	-	-
Interim dividend [Refer note no. 37(18)(b)]	-	-	-	-	-	(6052.48)	-	-	-	(6052.48)
<b>Closing balance as at 31st March, 2024</b>	<b>1075.58</b>	<b>3086.99</b>	<b>2396.04</b>	<b>67.79</b>	<b>230000.00</b>	<b>101443.14</b>	<b>-</b>	<b>9.24</b>	<b>-</b>	<b>338078.78</b>

(₹ in Lakhs)

# Consolidated Statement of Changes in Equity

for the year ended 31st March, 2024 (Contd.)

## (b) Other equity (Contd.)

(₹ in Lakhs)

Particulars	Reserves and surplus					Other comprehensive income	Total other equity
	Capital reserve	Capital redemption reserve	Storage fund for molasses	General reserve	Retained earnings		
Opening balance as at 1st April, 2022	1075.58	3064.08	89.29	170000.00	100702.00	-	274930.95
Changes in equity during the year ended 31st March, 2023							
Profit for the year	-	-	-	-	28416.70	-	28416.70
Other comprehensive income for the year	-	-	-	-	-	(626.69)	(626.69)
<b>Total comprehensive income for the year</b>	-	-	-	-	<b>28416.70</b>	<b>(626.69)</b>	<b>27790.01</b>
Transfer on account of buy-back of equity shares [Refer note no. 37(4)(a)]	-	22.91	-	-	(22.91)	-	-
Utilised on account of buy-back of equity shares [Refer note no. 37(4)(a)]	-	-	-	-	(8162.23)	-	(8162.23)
Tax on buy-back of equity shares [Refer note no. 37(4)(a)]	-	-	-	-	(1893.47)	-	(1893.47)
Buy-back expenses (net of tax ₹39.92 Lakhs) [Refer note no. 37(4)(a)]	-	-	-	-	(74.31)	-	(74.31)
Storage fund for molasses created during the year [Refer note no. 17(v)]	-	-	66.95	-	-	-	66.95
Storage fund for molasses written back during the year [Refer note no. 17(v)]	-	-	(33.44)	-	-	-	(33.44)
Transfer to/ (from) retained earnings	-	-	-	30000.00	(30626.69)	626.69	-
Interim dividend [Refer note no. 37(18)(b)]	-	-	-	-	(5084.36)	-	(5084.36)
<b>Closing balance as at 31st March, 2023</b>	<b>1075.58</b>	<b>3086.99</b>	<b>122.80</b>	<b>200000.00</b>	<b>83254.73</b>	<b>-</b>	<b>287540.10</b>

Description of nature and purposes of each reserve have been disclosed in note no. 17.

Accompanying notes 1 to 37 are an integral part of the consolidated financial statements.

As per our report of even date attached

**For LODHA & CO LLP**

Chartered Accountants

Firm's ICAI Registration No. - 301051E/ E300284

sd/-

**A. K. Ghosh**

Partner

Membership No.054565

Place of signature: Kolkata

Date: 17th May, 2024

For and on behalf of the Board of Directors

sd/-

**Vivek Saraogi**

Chairman and Managing Director

DIN- 00221419

sd/-

**Avantika Saraogi**

Executive Director

DIN- 03149784

# Consolidated Statement of Cash Flows for the year ended 31st March, 2024

(₹ in Lakhs)

Particulars	Year ended 31st March, 2024	Year ended 31st March, 2023
<b>A CASH FLOW FROM OPERATING ACTIVITIES</b>		
Profit before share of profit of associate and tax	71611.03	39668.14
<i>Adjustments to reconcile profit before share of profit of associate and tax to net cash flow provided by operating activities:</i>		
Finance costs	8362.62	4864.68
Depreciation and amortisation expense	16636.03	12950.30
(Profit)/Loss on sale/ discard of property, plant and equipment (net)	(2404.53)	920.04
Sundry debit balances/ advances written off	94.05	85.52
Obsolete stores and spares written off	55.30	34.99
Provision for obsolescence / non-moving stores and spares	241.45	-
Transfer to storage fund for molasses	62.14	66.95
Interest income on financial asset	(21.41)	(82.96)
Gain on sale of investments in mutual funds	(50.32)	(282.15)
Fair value gain on investments in mutual funds	-	(69.10)
Liabilities no longer required written back	(222.37)	(242.75)
(Gain)/Loss on deemed disposal of investment in an associate	(10592.48)	28.79
Share based payments to employees - equity settled	2396.04	-
Storage fund for molasses written back	(117.15)	(33.44)
	14439.37	18240.87
<b>Operating profit before working capital changes</b>	<b>86050.40</b>	<b>57909.01</b>
<i>Adjustments to reconcile operating profit to cash flow provided by changes in working capital:</i>		
(Increase) in inventories	(55305.31)	(11852.42)
(Increase) in biological assets	(60.48)	(4.72)
(Increase)/decrease in trade receivables	(74.45)	1190.08
Decrease/ (increase) in other current /non-current financial assets	256.35	(676.70)
Decrease/ (increase) in other current /non-current assets	1140.96	(1463.94)
Withdrawal from/ (deposit) in escrow account	2.90	(0.02)
(Decrease)/ increase in trade payables	(3535.72)	4060.10
(Decrease)/ increase in other current financial liabilities	(3733.45)	3864.75
Increase/ (decrease) in other current liabilities	1742.44	(174.41)
Increase/ (decrease) in provisions	1252.30	(777.40)
	(58314.46)	(5834.68)
<b>Cash generated from operations</b>	<b>27735.94</b>	<b>52074.33</b>
Income tax paid (net)	(9953.32)	(6782.77)
<b>Net cash generated from operating activities (A)</b>	<b>17782.62</b>	<b>45291.56</b>
<b>B CASH FLOW FROM INVESTING ACTIVITIES</b>		
Payments to acquire property, plant and equipment (PPE), capital work-in-progress (CWIP) and intangible assets	(26876.66)	(85609.24)
Proceeds from sale of property, plant and equipment	4793.85	1254.05
Purchases of non-current investment in equity shares of an associate	-	(1749.64)
Purchases of non-current investment in equity shares of other company	(600.21)	-
Fixed deposits placed with banks	(94.72)	(223.88)
Fixed deposits redeemed from banks	156.35	90.99
Gain on sale of investments in mutual funds	119.42	282.15
Interest received on fixed deposits	23.75	80.29
<b>Net cash (used in) investing activities (B)</b>	<b>(22478.22)</b>	<b>(85875.28)</b>

## Consolidated Statement of Cash Flows for the year ended 31st March, 2024 (Contd.)

(₹ in Lakhs)

Particulars		Year ended 31st March, 2024	Year ended 31st March, 2023
<b>C CASH FLOW FROM FINANCING ACTIVITIES</b>			
Payment towards buy-back of equity shares		-	(8185.14)
Payment of tax towards buy-back of equity shares		-	(1893.47)
Buy-back expenses		(8.04)	(114.23)
Withdrawal/ (deposit) for buy-back of shares (escrow)		6419.56	(6419.56)
Proceeds from term loans		3000.00	32600.00
Proceeds from issue of Non-convertible debentures		-	14000.00
Transaction costs incurred for issue of Non-convertible debentures		-	(33.90)
Repayment of non-current borrowings		(18607.62)	(10557.62)
Proceeds from working capital loans (net)		28338.54	30394.05
Principal payment of lease liabilities		(9.67)	(9.05)
Interest paid		(8350.55)	(4093.84)
Other borrowing costs		(33.21)	(20.35)
Interim dividend paid		(6052.48)	(5084.36)
<b>Net cash generated from financing activities (C)</b>		<b>4696.53</b>	<b>40582.53</b>
<b>Net increase / (decrease) in cash and cash equivalents (A+B+C)</b>		<b>0.93</b>	<b>(1.19)</b>
Opening cash and cash equivalents		30.99	32.18
<b>Closing cash and cash equivalents for the purpose of Consolidated Statement of Cash Flows</b>		<b>31.92</b>	<b>30.99</b>

### Footnotes:

- The above Consolidated Statement of Cash Flows has been prepared under the "Indirect Method" as set out in the Ind AS 7 "Statement of Cash Flows".
- Cash and cash equivalents do not include any amount which is not available to the Company for its use.
- Change in Company's liabilities arising from financing activities:

(₹ in Lakhs)

Particulars	As at 31st March, 2023	Cash flows*	Non-Cash flows	As at 31st March, 2024
a) Term loans [Refer note no. 18(i)]	28907.38	3000.00	(13257.38)	18650.00
Current maturities of long-term borrowings [Refer note no. 18(ii)]	18607.62	(18607.62)	13473.02	13473.02
	47515.00	(15607.62)	215.64	32123.02
Debentures [Refer note no. 18(i)]	13967.59	-	16.69	13984.28
<b>Total non-current borrowings</b>	<b>61482.59</b>	<b>(15607.62)</b>	<b>232.33</b>	<b>46107.30</b>
b) Working capital loans [Refer note no. 18(ii)] #	126379.46	28338.54	-	154718.00
c) Interest accrued but not due on borrowings [Refer note no. 20]	1126.90	(1126.90)	1041.59	1041.59
d) Lease liabilities [Refer note no. 19]	99.30	(16.63)	6.96	89.63
<b>Total</b>	<b>189088.25</b>	<b>11587.39</b>	<b>1280.88</b>	<b>201956.52</b>

## Consolidated Statement of Cash Flows for the year ended 31st March, 2024 (Contd.)

(₹ in Lakhs)

Particulars	As at 31st March, 2022	Cash flows*	Non-Cash flows	As at 31st March, 2023
a) Term loans [Refer note no. 18 (i)]	14419.87	32600.00	(18112.49)	28907.38
Current maturities of long-term borrowings [Refer note no. 18 (ii)]	10557.62	(10557.62)	18607.62	18607.62
	24977.49	22042.38	495.13	47515.00
Debentures [Refer note no. 18 (i)]	-	13966.10	1.49	13967.59
<b>Total non-current borrowing</b>	<b>24977.49</b>	<b>36008.48</b>	<b>496.62</b>	<b>61482.59</b>
b) Working capital loans [Refer note no. 18 (ii)] #	95985.41	30394.05	-	126379.46
c) Interest accrued but not due on borrowings [Refer note no. 20]	377.90	(377.90)	1126.90	1126.90
d) Lease liabilities [Refer note no. 19]	108.35	(16.63)	7.58	99.30
<b>Total</b>	<b>121449.15</b>	<b>66008.00</b>	<b>1631.10</b>	<b>189088.25</b>

\* Includes cash flows on account of both principal and interest.

# Cash flows represents cash flows during the year on net basis.

- 4) The Company has spent ₹1291.28 Lakhs (Previous year: ₹1194.74 Lakhs) in cash on account of Corporate Social Responsibility (CSR) expenditure during the year ended 31st March, 2024.
- 5) Cash and cash equivalents as at the Balance Sheet date consists of:

(₹ in Lakhs)

Particulars	As at 31st March, 2024	As at 31st March, 2023
a) Balance with banks	1.60	1.83
b) Cash on hand	30.32	29.16
<b>Closing cash and cash equivalents (Refer note no. 13)</b>	<b>31.92</b>	<b>30.99</b>

Accompanying notes 1 to 37 are an integral part of the consolidated financial statements.

As per our report of even date attached

**For LODHA & CO LLP**

Chartered Accountants

Firm's ICAI Registration No. - 301051E/ E300284

sd/-

**A. K. Ghosh**

Partner

Membership No.054565

Place of signature: Kolkata

Date: 17th May, 2024

sd/-

**Pramod Patwari**

Chief Financial Officer

sd/-

**Manoj Agarwal**

Company Secretary

**For and on behalf of the Board of Directors**

sd/-

**Vivek Saraogi**

Chairman and Managing Director

DIN- 00221419

sd/-

**Avantika Saraogi**

Executive Director

DIN- 03149784

# Notes forming part of the consolidated financial statements

for the year ended 31st March, 2024

## 1A. Corporate information

The consolidated financial statements comprise financial statements of Balrampur Chini Mills Limited ("BCML" or "Company") and its associate; Auxilo Finserve Private Limited ("AFPL").

Balrampur Chini Mills Limited ("BCML" or "Company") having Corporate Identity Number ("CIN") L15421WB1975PLC030118 is a public limited company incorporated under the provisions of the Companies Act, domiciled in India, and has its registered office located at FMC Fortuna, 2nd Floor, 234/ 3A, A. J. C. Bose Road, Kolkata – 700020, West Bengal, India.

The Company's shares are listed on the BSE Ltd. and National Stock Exchange of India Ltd.

The Company is one of the major integrated sugar manufacturing companies in India. The principal activity of the Company is manufacturing and sale of sugar. Besides this, the business activities of the Company primarily consist of manufacturing and sale of ethanol, ethyl alcohol, generation and sale of co-generated power, and manufacturing and sale of agricultural fertilizers.

## 1B. Basis of preparation

### Statement of compliance

These Consolidated financial statements ("financial statements") have been prepared under Indian Accounting Standards ("Ind AS") prescribed under Section 133 of the Companies Act, 2013 ("the Act") read with the Companies (Indian Accounting Standards) Rules, 2015 (as amended from time to time) and other relevant provisions of the Act (to the extent notified) and presentation requirements of Division II of Schedule III to the Act, as applicable to the Consolidated financial statements.

The Consolidated financial statements for the year ended 31st March, 2024 were approved for issue by the Company's Board of Directors on 17th May, 2024 and are subject to adoption by the shareholders in the ensuing Annual General Meeting.

All Ind AS issued and notified till the Consolidated financial statements are approved for issue by the Board of Directors have been considered in preparing these Consolidated financial statements.

Accounting policies have been consistently applied except where a newly issued Ind AS is initially adopted or a revision to an existing Ind AS requires a change in the accounting policy hitherto in use.

### Basis of measurement

These Consolidated financial statements have been prepared under the historical cost convention and on accrual basis, except in respect of certain financial instruments and biological assets which are measured in terms of relevant Ind AS at fair value / cost/ amortised cost, where applicable, at the end of each balance sheet date.

### Current/ non - current classification

All the assets and liabilities (other than Deferred tax assets/ liabilities) have been classified as current or non-current as per Company's normal operating cycle, and other criteria set out in Division II of Schedule III to the Act. The operating cycle is the time between the acquisition of assets for processing and their realisation in cash or cash equivalents. The Company has identified its operating cycle as 12 months for current and non-current classification of assets and liabilities. Deferred tax assets and liabilities are considered non-current.

### Functional /presentation currency and rounding-off of amounts

The items included in the Consolidated financial statements (including notes thereon) are measured using the currency of the primary economic environment in which the Company operates ("the functional currency") and are, therefore, presented in Indian Rupees ("INR" or "Rupees" or "Rs." or "₹"). All amounts disclosed in the Consolidated financial statements, including notes thereon, have been rounded off to the nearest two decimals of Lakhs unless otherwise stated.

## 1C. Basis of consolidation

The consolidated financial statements have been prepared in accordance with the principles laid down in "Ind AS 110" on "Consolidated Financial Statements" and "Ind AS 28" on "Accounting for Investments in Associates and Joint Ventures".

The Company's investments in its associates are accounted for using the equity method. Under the equity method, the investment in associates is initially recognised at cost. The carrying amount of the investment is adjusted to recognise changes



# Notes forming part of the consolidated financial statements

for the year ended 31st March, 2024

## 1C. Basis of consolidation (Contd.)

in the Company's share of net assets of the associate since the acquisition date. If the Company's share of the net fair value of the investee's identifiable assets and liabilities exceeds the cost of the investment, any excess is recognised directly in Equity as capital reserve in the period in which the investment is acquired. Goodwill, if any, relating to the associate is included in the carrying amount of the investment and is not tested for impairment separately.

The consolidated statement of profit and loss reflects the Company's share of the results of operations of the associates. Any change in other comprehensive income of investee is presented as part of the Company's other comprehensive income. Unrealised gains and losses resulting from transactions between the Company and the associates are eliminated to the extent of the interest in the associates.

If the Company's share of losses of associates equals or exceeds its interest in the associates (which includes any long-term interest that, in substance, form part of the Company's net investment in the associate), the Company discontinues recognising its share of further losses. Additional losses are recognised only to the extent that the Company has incurred legal or constructive obligations or made payments on behalf of the associates. If the associate subsequently reports profits, the Company resumes recognising its share of those profits only after its share of the profits equals the share of losses not recognised.

The consolidated financial statements of all entities used for the purpose of consolidation are drawn up to same reporting date, i.e., year ended on 31st March. When necessary, adjustments are made to bring the accounting policies in line with those of the Company.

After application of the equity method, the Company determines whether it is necessary to recognise an impairment loss on its investment in its associate. At each balance sheet date, the Company determines whether there is objective evidence that the investment in the associates is impaired. If there is such evidence, the Company calculates the amount of impairment as the difference between the recoverable amount of the associate and its carrying value, and then recognises the loss as 'Share of profit/loss of associates' in the consolidated statement of profit and loss.

## 1D. Recent pronouncements

### (i) New and revised standards adopted by the Company

On 31st March, 2023, Ministry of Corporate Affairs (MCA) has made certain amendments to existing Indian Accounting Standards vide Companies (Indian Accounting Standards) Amendment Rules, 2023.

These amendments to the extent relevant to the Company's operations were relating to :

Ind AS 1 "Presentation of Financial Statements" which requires the entities to disclose their material accounting policies rather than their significant accounting policies,

Ind AS 8 "Accounting Policies, Changes in Accounting Estimates and Errors" whereby definition of 'accounting estimates' has been introduced and include amendments to help entities distinguish changes in accounting policies from changes in accounting estimates.

Further, consequential amendments with respect to the concept of material accounting policies have also been made in Ind AS 107 "Financial Instruments: Disclosures" and Ind AS 34 "Interim Financial Reporting".

There are other amendments in various standards including Ind AS 101 "First-time Adoption of Indian Accounting Standards", Ind AS 103 "Business Combinations", Ind AS 109 "Financial Instruments", Ind AS 115 "Revenue from Contracts with Customers", Ind AS 12 "Income Taxes" which has narrowed the scope of the initial recognition exemption so that it does not apply to transactions that give rise to equal and offsetting temporary differences and Ind AS 102 "Share-based Payment" which have not been listed herein above since these are either not material or relevant to the Company.

Revision in these standards did not have material impact on the profit/ loss and earnings per share for the year.

### (ii) Standards issued but not yet effective

Ministry of Corporate Affairs ("MCA") has not issued, under the Companies (Indian Accounting Standards) Rules, any new standards or made amendments to the existing standards under the said Rule, which are effective from 1st April, 2024 and applicable to the Company.

# Notes forming part of the consolidated financial statements

for the year ended 31st March, 2024

## 2. Material accounting policies

### 2.1 Operating and Other income

#### (a) Revenue from operations

Revenue from contracts with customers is accounted for only when it has commercial substance, and all the following criteria are met:

- (i) parties to the contract have approved the contract and are committed to performing their respective obligations;
- (ii) each party's rights regarding the goods or services to be transferred and payment terms there against can be identified;
- (iii) consideration in exchange for the goods or service to be transferred is collectible and determinable.

The revenue is recognised on satisfaction of performance obligation, when control over the goods or services has been transferred and/ or goods/ services are delivered/ provided to the customers. Delivery occurs when the goods have been shipped or delivered to a specific location, and the customer has either accepted the goods under the contract or the Company has sufficient evidence that all the criteria for acceptance have been satisfied.

Revenue is measured at the amount of transaction price (consideration specified in the contract with the customers) allocated to that performance obligation. The transaction price of goods sold is net of variable consideration on account of discounts offered by the Company and excludes amounts collected on behalf of third parties.

#### (b) Other income

##### (i) Interest income

For all debt instruments, measured at amortised cost, interest income is recognised using the Effective Interest Rate ("EIR"). Interest income is included in "Other income" in the Statement of Profit and Loss.

##### (ii) Dividend income

Dividend income is recognised when Company's right to receive the dividend is established, i.e., in the case of interim dividend, on the date of declaration by the Board of Directors; whereas in the case of final dividend, on the date of approval by the shareholders.

##### (iii) Insurance claims

Insurance claims are accounted for based on claims admitted/ expected to be admitted and to the extent that there is no uncertainty in receiving the claims.

### 2.2 Property, plant and equipment ("PPE") and Capital work-in-progress ("CWIP")

#### (a) Recognition and measurement

The cost of an item of property, plant and equipment are recognised as an asset if, and only if it is probable that future economic benefits associated with the item will flow to the Company and the cost of the item can be measured reliably.

Property, plant and equipment are measured at cost less accumulated depreciation and impairment losses, if any.

Capital work-in-progress are measured at cost less impairment losses, if any.

For this purpose, cost includes deemed cost on the date of transition and the acquisition price, including non-recoverable duties and taxes, and any directly attributable costs of bringing an asset to the location and condition of its intended use. In addition, interest on borrowings used to finance the construction of qualifying assets is capitalised as part of the asset's cost until such time that the asset is ready for its intended use.

The carrying amount of the replaced part of property, plant and equipment consequent to additions made thereto is derecognised. However, the costs of regular servicing of property, plant and equipment are recognised in the Statement of Profit and Loss as and when incurred.

The present value of the expected cost for the decommissioning of an asset after its use, if any, is included in the cost of the respective asset if the recognition criteria for provisions are met.

# Notes forming part of the consolidated financial statements

for the year ended 31st March, 2024

## 2. Material accounting policies (Contd.)

When parts of an item of property, plant and equipment have different useful lives, they are accounted for as separate components. Otherwise, these are added to and depreciated over the useful life of the main asset.

The cost and related accumulated depreciation and impairment losses, if any, are derecognised from the Consolidated financial statements upon sale or when no future economic benefits are expected to arise from the use of the asset, and the resultant gains or losses are recognised in the Statement of Profit and Loss.

### (b) Transition to Ind AS

The cost of property, plant and equipment as at 1st April, 2015, the Company's date of transition to Ind AS, was determined with reference to its carrying value recognised as per the previous GAAP (deemed cost), as at the date of transition to Ind AS.

### (c) Subsequent expenditure

Costs incurred subsequent to initial capitalisation are included in the assets' carrying amount only when it is probable that future economic benefits will flow to Company and can be measured reliably.

(d) Property, plant and equipment include leasehold land classified as Right-of-use assets.

### (e) Depreciation methods, estimated useful lives and residual value

Depreciation on items of property, plant and equipment commences when the assets are available for their intended use. It is provided on a straight-line basis to allocate their cost, net of their residual value over the estimated useful life of the respective asset specified under Schedule II to the Companies Act, 2013, except in respect of items of "Plant and equipment" and "Vehicles" whose estimated useful lives are determined based on technical assessment and evaluation made by the technical experts and consequent advice to reflect the actual usage of the assets and past history of its replacement. The estimated useful lives considered are as follows:

Category	Estimated useful lives
Buildings	03 - 60 years
Roads	03 - 10 years
Plant and equipment	05 - 25 years
Furniture and fixtures	10 years
Vehicles	05 - 10 years
Office equipment	03 - 05 years
Computers	03 - 06 years
Electrical installations and equipment	05 - 10 years
Pipelines	15 years

The management believes that these estimated useful lives are realistic and reflect a fair approximation of the period over which the assets are likely to be used.

Each item of property, plant and equipment individually costing ₹5,000/- or less is depreciated over one year from the date the said asset is available for use.

The residual values of assets (individually costing more than ₹5,000/-) are not more than 5% of the asset's original cost.

The estimated useful lives, residual values, and depreciation method are reviewed at least annually during each financial year-end and adjusted prospectively, wherever appropriate.

### (f) Capital work-in-progress and Treatment of expenditure during construction period:

Property, plant and equipment that are not ready for intended use on the balance sheet date are disclosed as "Capital work-in-progress". Advances paid towards acquisition/construction of property, plant and equipment outstanding at each balance sheet date are classified as Capital advances under "Other non-current assets".

Directly attributable expenditures (including finance costs relating to borrowed funds for construction or acquisition of property, plant and equipment) incurred on projects under implementation are treated as pre-operative expenses pending allocation to the assets and are shown under "Capital work-in-progress".

# Notes forming part of the consolidated financial statements

for the year ended 31st March, 2024

## 2. Material accounting policies (Contd.)

### 2.3 Intangible assets

#### (a) Recognition and measurement

Intangible assets are measured at cost, less accumulated amortisation, and impairment losses, if any.

For this purpose, cost includes deemed cost on the date of transition and acquisition price, license fees, non-refundable taxes and costs of implementation/ system integration services, and any directly attributable expenses, wherever applicable, for bringing the asset to its working condition for the intended use.

Where computer software is not an integral part of a related item of computer hardware, the software is treated as an intangible asset.

#### (b) Subsequent expenditure

Subsequent expenditure is capitalised only when it increases the future economic benefits embodied in the specific asset to which it relates. All other expenditure, is recognised in profit or loss as incurred.

#### (c) Amortisation methods, estimated useful lives and residual value

Computer software is amortised on a straight-line basis over its estimated useful lives of five years from the date they are available for use.

The estimated useful lives, residual values, and amortisation method are reviewed at least annually during each financial year-end and adjusted prospectively, wherever appropriate.

#### (d) The cost and related accumulated amortisation are eliminated from the Consolidated financial statements upon sale or retirement of the asset and the resultant gains or losses are recognised in the Statement of Profit and Loss.

#### (e) Transition to Ind AS

The cost of intangible assets as at 1st April, 2015, the Company's date of transition to Ind AS, was determined with reference to its carrying value recognised as per the previous GAAP (deemed cost), as at the date of transition to Ind AS.

### 2.4 Inventories

#### (a) Inventories (other than By-products) are valued at lower of cost and net realisable value after providing for obsolescence, if any.

Cost comprises the purchase price, cost of conversion, and other directly attributable costs incurred in bringing the inventories to their respective present location and condition. Borrowing costs are not included in the value of inventories. The cost of inventories is computed on a weighted average basis.

Net realisable value ("NRV") is the estimated selling price in the ordinary course of business, less estimated costs of completion and the estimated costs necessary to make the sale.

#### (b) By-products, which are saleable, are valued at estimated net realisable value.

### 2.5 Government grants

Government grants are recognised when there is reasonable assurance that the grant will be received, and the Company will comply with all the conditions attached to them.

Government grants related to property, plant and equipment, including non-monetary grants, are presented in the Balance sheet by deducting the grant from the asset's carrying amount.

Government grants of revenue in nature are recognised on a systematic basis in the Statement of Profit and Loss over the period necessary to match them with the related costs and are adjusted with the related expenditure. If not related to a specific expenditure, it is considered income and included under "Other operating revenue" or "Other income", as applicable.

The benefits of a government loan at a below-market rate of interest or loan with interest subvention are treated as government grants. The loan or assistance is initially recognised at fair value. The government grant is measured as the difference between proceeds received and the fair value of the loan based on prevailing market interest rates and recognised on a systematic basis in the Statement of Profit and Loss. The loan is subsequently measured as per the accounting policy applicable to financial liabilities.

# Notes forming part of the consolidated financial statements

for the year ended 31st March, 2024

## 2. Material accounting policies (Contd.)

### 2.6 Borrowing costs

Borrowing costs, general or specific that are directly attributable to the acquisition or construction of a qualifying asset are capitalised as part of the cost of such asset till such time that is required to complete and prepare the asset to get ready for its intended use. A qualifying asset is one that necessarily takes a substantial period of time to get ready for its intended use. Borrowing costs consist of interest and other costs that the Company incurs in connection with the borrowing of funds. Borrowing costs also include exchange differences to the extent regarded as an adjustment to the borrowing costs.

All other borrowing costs are charged to the Statement of Profit and Loss in the period in which they are incurred.

### 2.7 Leases

A contract is, or contains, a lease if the contract conveys the right to control the use of an identified asset for a period of time in exchange for consideration.

The Company's lease asset class primarily consists of leases for land. At the inception of the contract, Company assesses whether a contract is or contains a lease. A contract is, or contains, a lease if the contract conveys the right to control the use of an identified asset for a period of time in exchange for consideration. To assess whether a contract conveys the right to control the use of an identified asset, the Company assesses whether: (i) the contract involves the use of an identified asset and (ii) the Company has substantially all of the economic benefits from the use of the asset through the period of the lease and (iii) Company has the right to direct the use of the asset.

At the date of commencement of the lease, Company recognises a right-of-use asset ("ROU") and a corresponding lease liability for all lease arrangements in which it is a lessee, except for leases with a term of twelve months or less (short-term leases) and low-value leases. For these short-term or low-value leases, the Company recognises the lease payments as an operating expense on a straight-line basis over the lease term.

Right-of-use assets are initially recognised at cost, which comprises the initial amount of the lease liability adjusted for any lease payments made at or before the commencement date of the lease plus any initial direct cost less any lease incentives. They are subsequently measured at cost less accumulated depreciation and impairment losses, if any.

Leasehold land classified as Right-of-use assets is depreciated from the commencement date on a straight-line basis over the shorter of the lease term and useful life of the underlying asset.

The lease liability is initially measured at amortised cost at the present value of the future lease payments. The lease payments are discounted using the interest rate implicit in the lease or, if not readily determinable, using the incremental borrowing rates.

### 2.8 Provisions, contingent liabilities, and contingent assets

(a) A provision is recognised if, as a result of a past event, Company has a present legal or constructive obligation that can be estimated reliably, and it is probable that an outflow of economic benefits will be required to settle the obligation. Provisions are not recognised for future operating losses.

The amount recognised as a provision is the best estimate of the consideration required to settle the present obligation as of the balance sheet date, considering the risks and uncertainties surrounding the obligation.

When some or all of the economic benefits required to settle a provision are expected to be recovered from a third party, the receivable is recognised as an asset. Accordingly, the expense relating to the provision is presented in the Statement of Profit and Loss, net of any reimbursement.

(b) Contingent Liabilities are disclosed in respect of possible obligations that arise from past events, but their existence will be confirmed by the occurrence or non-occurrence of one or more uncertain future events not wholly within the control of the Company or where any present obligation cannot be measured in terms of future outflow of resources or where a reliable estimate of the obligation cannot be made.

(c) Contingent asset is not recognised in the Consolidated financial statements; however, is disclosed where an inflow of economic benefits is probable.

(d) Provisions, Contingent liabilities, and Contingent assets are reviewed at each balance sheet date.

# Notes forming part of the consolidated financial statements

for the year ended 31st March, 2024

## 2. Material accounting policies (Contd.)

### 2.9 Dividend payable

The final dividend on equity shares is recorded as a liability on the date of approval by the shareholders. Interim dividends are recorded as a liability on the date of declaration by the Company's Board of Directors. Accordingly, a corresponding amount is recognised directly in Equity.

### 2.10 Foreign currency transactions and translations

Transactions in foreign currencies are initially recorded at the exchange rate prevailing on the date the transaction first qualifies for recognition.

Monetary assets and liabilities related to foreign currency transactions remaining outstanding on the balance sheet date are translated at the exchange rate prevailing on the balance sheet date. Any income or expense arising on foreign exchange difference either on settlement or on translation is recognised in the Statement of Profit and Loss.

Non-monetary items carried at historical cost denominated in a foreign currency are translated using the exchange rate at the date of the initial transaction.

### 2.11 Employee benefits

#### (a) Short-term employee benefits

Short-term employee benefits in respect of salaries and wages, including non-monetary benefits, are recognised as an expense at the undiscounted amount in the Statement of Profit and Loss in the year in which the related service is rendered. A liability is recognised for the amount expected to be paid, if the Company has a present legal or constructive obligation to pay this amount as a result of past service provided by the employee and the obligation can be estimated reliably.

#### (b) Defined contribution plans

The Company pays provident and other fund contributions to publicly administered funds as per related Government regulations.

The Company has no further obligation other than the contributions payable to the respective funds. The Company recognises contribution payable to such funds as an expense when an employee renders the related service.

#### (c) Defined benefit plans

The Company operates a defined benefit gratuity plan, and the contribution towards it is made to "The Balrampur Sugar Company Limited Employees Gratuity Fund" ("the Trust"). Trustees administer contributions made to the Trust, which are invested through insurance companies.

The liability or asset recognised in the Balance sheet in respect of gratuity is the present value of the defined benefit obligation as at the balance sheet date less the fair value of plan assets. The defined benefit obligation is determined by external actuaries using the projected unit credit method.

Re-measurement gains and losses arising from experience adjustments and changes in actuarial assumptions are recognised directly in Other comprehensive income in the period they occur and are subsequently transferred to Retained earnings.

#### (d) Other long-term employee benefits - compensated absences

The employees of the Company are entitled to compensated absences that are both accumulating and non-accumulating in nature. The expected cost of accumulating compensated absences is determined by external actuaries using the projected unit credit method for the unused entitlement accumulated at the balance sheet date.

Re-measurements resulting from experience adjustments and changes in actuarial assumptions are recognised in profit or loss in the period they occur. The obligations are presented as current liabilities in the balance sheet if the Company does not have an unconditional right to defer the settlement for at least twelve months after the balance sheet date.



# Notes forming part of the consolidated financial statements

for the year ended 31st March, 2024

## 2. Material accounting policies (Contd.)

### (e) Share-based payment arrangements

Equity settled share-based payment arrangements granted to eligible employees under BCML Employees Stock Appreciation Rights Plan 2023 ("ESAR 2023"/ "the Plan") are measured at the fair values of the underlying equity estimated on the grant date and is recognised as an employee benefits expense, in the Consolidated profit or loss with a corresponding increase in equity, over the period that the rights are vested to the eligible employees.

The increase in equity recognised in connection with equity settled share-based payment transaction as aforesaid is presented as a separate component in equity under "Share options outstanding account". The amount recognised as an expense is adjusted to reflect the actual number of rights being vested over the period.

Estimates are subsequently revised if there is any indication that the number of rights expected to vest differs from previous estimates. Any adjustment to cumulative share-based compensation resulting from a revision is recognised in the period in which they occur.

The amount recognised as an expense is also adjusted to reflect the number of rights for which the related service and non-market performance conditions are expected to be met, such that the amount ultimately recognised is based on the number of rights that meet the related service and non-market performance conditions at the vesting date.

When the terms of an equity-settled rights are modified, the minimum expense recognised by the Company is the grant date fair value of the unmodified award, provided the vesting conditions (other than a market condition) specified on grant date of the rights are met. Further, additional expense, if any, is measured and recognised as at the date of modification, in case such modification increases the total fair value of the share-based payment plan.

Upon exercise of the rights, the proceeds received, net of any directly attributable transaction costs, are allocated to Share capital up to the nominal (or par) value of the shares issued with any excess being recorded as Securities premium.

If the vested rights are forfeited or are otherwise not exercised, the amounts recognised in this respect are not reversed; however, they are transferred from one component of equity to another.

## 2.12 Financial instruments

Financial assets and financial liabilities are recognised in the Balance sheet when the Company becomes a party to the contractual provisions of financial instruments. The Company determines the classification of its financial assets and financial liabilities at initial recognition based on its nature and characteristics.

The Company categorises financial assets and financial liabilities measured at fair value into one of three levels depending on the ability to observe inputs employed for such measurement:

- (i) Level 1: Quoted prices (unadjusted) in active markets for identical financial assets or financial liabilities that the Company can access at the measurement date.
- (ii) Level 2: Inputs other than quoted prices included within level 1 observable for the financial asset or financial liability, either directly or indirectly.
- (iii) Level 3: Unobservable inputs for the financial asset or financial liability.

### A. Financial assets

#### I. Initial recognition and measurement

The financial assets include investments, trade receivables, loans and advances, cash and cash equivalents, bank balances other than cash and cash equivalents, derivative financial instruments, and other financial assets.

Financial assets (unless it is a trade receivable without a significant financing component) are initially measured at fair value. Transaction costs directly attributable to the acquisition or issue of financial assets (other than financial assets at fair value through profit or loss) are added to or are deducted from the fair value of the financial assets as appropriate on initial recognition. However, trade receivables that do not contain a significant financing component are measured at transaction price.

# Notes forming part of the consolidated financial statements

for the year ended 31st March, 2024

## 2. Material accounting policies (Contd.)

### II. Subsequent measurement

For the purpose of subsequent measurement, financial assets are classified in the following categories:

- (i) at amortised cost,
- (ii) at fair value through other comprehensive income (FVTOCI), or
- (iii) at fair value through profit or loss (FVTPL).

#### (a) Financial assets at amortised cost

A 'financial asset' is measured at the amortised cost if the following two conditions are met:

- (i) The asset is held within a business model whose objective is to hold the asset for collecting contractual cash flows, and
- (ii) Contractual terms of the asset give rise on specified dates to cash flows that are solely payments of principal and interest on the principal amount outstanding.

Amortised cost is determined using the Effective Interest Rate ("EIR") method. Discount or premium on acquisition and fees or costs forms an integral part of the EIR.

#### (b) Financial assets at fair value through other comprehensive income (FVTOCI)

Financial assets are measured at fair value through other comprehensive income if these financial assets are held both for collection of contractual cash flows and for selling the financial assets, and contractual terms of the financial assets give rise to cash flows representing solely payments of principal and interest.

#### (c) Financial assets at fair value through profit or loss (FVTPL)

Financial assets that are not classified in any of the categories above are classified at fair value through profit or loss.

#### (d) Equity investments

Equity investments in the scope of Ind AS 109 are measured at fair value except for investments in associates, which are carried at cost.

The Company may make an irrevocable election to present in OCI subsequent changes in the fair value. The Company makes such election on an instrument-by-instrument basis. The classification is made on initial recognition and is irrevocable.

If Company decides to classify an equity instrument at fair value through other comprehensive income (FVTOCI), then all fair value changes on the instrument are recognised in other comprehensive income. However, dividends on equity instruments on fair value through other comprehensive income (FVTOCI) is recognised in profit or loss.

In addition, profit or loss arising on sale is also taken to other comprehensive income. The amount accumulated in this respect is transferred within the Equity on derecognition.

### III. De-recognition

The Company derecognises a financial asset only when the contractual rights to the cash flows from the asset expires or transfers the financial asset and substantially all the risks and rewards of ownership of the asset.

## B. Financial liabilities

### I. Initial recognition and measurement

The financial liabilities include trade and other payables, loans and borrowings, including book overdrafts, derivative financial instruments, etc.

Financial liabilities are initially measured at fair value. Transaction costs that are directly attributable to the acquisition or issue of financial liabilities (other than financial liabilities at fair value through profit or loss) are added to or deducted from the fair value of the financial liabilities, as appropriate, on initial recognition.

# Notes forming part of the consolidated financial statements

for the year ended 31st March, 2024

## 2. Material accounting policies (Contd.)

### II. Subsequent measurement

For subsequent measurement, financial liabilities are classified into two categories:

- (i) Financial liabilities at amortised cost, and
- (ii) Derivative instruments at fair value through profit or loss (FVTPL).

#### Financial liabilities at amortised cost

After initial recognition, financial liabilities are subsequently measured at amortised cost using the EIR method. When the financial liabilities are derecognised, gains and losses are recognised in profit or loss. Discount or premium on acquisition and fees or costs forms an integral part of the EIR.

### III. De-recognition

A financial liability is derecognised when the obligation under the liability is discharged or cancelled or expires.

## C. Derivative financial instruments

### Initial recognition and subsequent measurement

A derivative financial instrument, such as foreign exchange forward contracts, is used to hedge foreign currency risks. Such derivative financial instruments are initially recognised at fair value on the date a derivative contract is entered into and are subsequently re-measured at fair value.

Derivatives are carried as financial assets when the fair value is positive and as financial liabilities when the fair value is negative. Any gains or losses arising from changes in the fair value of derivatives are taken directly to profit or loss.

## D. Offsetting of financial instruments

Financial assets and financial liabilities, including derivative financial instruments, are offset, and the net amount is reported in the Balance sheet if there is currently an enforceable legal right to offset the recognised amounts and there is an intention to settle on a net basis or to realise the assets and settle the liabilities simultaneously.

## E. Equity share capital

Ordinary shares are classified as Equity.

An equity instrument is a contract that evidences a residual interest in the Company's assets after deducting all its liabilities.

Incremental costs directly attributable to the issuance of new equity shares and buy-back of equity shares are shown as a deduction from the Equity net of any tax effects.

## 2.13 Impairment of Assets

### (a) Non-financial assets

An impairment loss is recognised for the amount by which the asset's carrying amount exceeds its recoverable amount. The recoverable amount is the higher of an asset's fair value, less costs of disposal, and its value in use.

To assess impairment, assets are grouped at the lowest levels for which there are separately identifiable cash flows (cash-generating units).

In assessing value in use, the estimated future cash flows are discounted to their present value using a pre-tax discount rate that reflects current market assessments of the time value of money and the risks specific to the asset.

If, at the balance sheet date, there is an indication that a previously assessed impairment loss no longer exists, the recoverable amount is reassessed and the impairment loss previously recognised is reversed so that the asset is recognised at its recoverable amount but not exceeding the value which would have been reported in this respect if the impairment loss had not been recognised.

### (b) Financial assets

The Company recognises loss allowances using the Expected Credit Loss ("ECL") model for financial assets measured at amortised cost.

The Company recognises lifetime expected credit losses for trade receivables. Loss allowance equal to the lifetime expected credit losses are recognised if the credit risk of the financial asset has significantly increased since initial recognition.

# Notes forming part of the consolidated financial statements

for the year ended 31st March, 2024

## 2. Material accounting policies (Contd.)

### 2.14 Income taxes

Income tax expense comprises current tax and deferred tax. It is recognised in the profit or loss except to the extent that it relates to items directly recognised in Equity or Other comprehensive income (OCI).

The Company has determined that interest and penalties related to income taxes do not meet the definition of income taxes, and therefore accounted for them under Ind AS 37 Provisions, Contingent Liabilities and Contingent Assets.

#### (a) Current tax

Current tax comprises the expected tax payable or receivable on the taxable income or loss for the year and any adjustment to the tax payable or receivable in respect of previous years. The amount of current tax payable or receivable is the best estimate of the tax amount expected to be paid or received. It is measured using tax rates enacted or substantively enacted at the balance sheet date.

In correlation to the underlying transaction relating to Other comprehensive income and Equity, current tax items are recognised in Other comprehensive income and Equity, respectively.

Management periodically evaluates positions taken in the tax returns to situations in which applicable tax regulations are subject to interpretation. Then, full provisions are made where appropriate based on the amount expected to be paid to the tax authorities.

The Company offsets current tax assets and current tax liabilities, where it has a legally enforceable right to set off the recognised amounts and where it intends either to settle on a net basis or to realise the assets and settle the liabilities simultaneously.

#### (b) Deferred tax

Deferred tax assets and liabilities are recognised in respect of temporary differences between the carrying amounts of assets and liabilities for financial reporting purposes and the corresponding amounts used for taxation purposes. Deferred tax is also recognised in respect of carried forward tax losses and tax credits.

Deferred tax assets and liabilities are measured at the tax rates that are expected to apply in the year when the asset is realised or the liability is settled, based on tax rates (and tax laws) that have been enacted or substantively enacted at the balance sheet date.

Deferred tax assets are recognised for deductible temporary differences, the carry forward of unused tax credits (MAT), and any unused tax losses to the extent that it is probable that taxable profit will be available against which the deductible temporary differences, unused tax credits, and unused tax losses can be utilised.

The carrying amount of deferred tax assets is reviewed at each balance sheet date and reduced to the extent that it is no longer probable that sufficient taxable profit will be available to allow all or part of the deferred tax asset to be utilised.

Deferred tax items in correlation to the underlying transaction relating to Other comprehensive income and Equity are recognised in Other comprehensive income and Equity, respectively.

Deferred tax assets and deferred tax liabilities are offset if a legally enforceable right exists to set off current tax assets against current tax liabilities, and the current taxes relate to the same taxable entity and the same taxation authority.

#### (c) Minimum Alternate Tax (MAT)

Deferred tax assets include Minimum Alternative Tax (MAT) paid under the tax laws in India, which is likely to give future economic benefits in the form of availability of set-off against future income tax liability.

Accordingly, MAT is recognised as a deferred tax asset in the Balance sheet when the asset can be measured reliably, and it is probable that the future economic benefit associated with the asset will be realised.

# Notes forming part of the consolidated financial statements

for the year ended 31st March, 2024

## 2. Material accounting policies (Contd.)

### 2.15 Earnings per Share

- (a) Basic earnings per share are computed by dividing the net profit after tax by the weighted average number of outstanding equity shares.
- (b) Diluted earnings per share are computed by dividing the net profit after tax (considered in determination of basic earnings per share) after considering the effect of interest and other financing costs or income (net of attributable taxes) associated with dilutive potential equity shares by the weighted average number of equity shares considered for deriving basic earnings per share adjusted for the weighted average number of equity shares that could be issued on the conversion of all dilutive potential equity shares.

### 2.16 Segment reporting

Operating segments are identified and reported considering the different risks and return organisational structure and internal reporting systems to the Chief Operating Decision Maker (CODM).

### 2.17 Cash and cash equivalents

Cash and cash equivalents in the Balance sheet comprise cash on hand, cheques on hand, balance with banks, and short-term highly liquid investments with an original maturity of three months or less and carry an insignificant risk of changes in value.

For reporting Consolidated Statement of Cash Flows, cash and cash equivalents consist of cash on hand, cheques on hand, balance with banks, and short term highly liquid investments, as stated above, net of outstanding book overdrafts, as they are considered an integral part of the Company's cash management.

### 2.18 Statement of Cash Flows

Cash flows are reported using the indirect method, whereby profit before tax is adjusted for the effects of transactions of a non-cash nature, any deferrals, or accruals of past or future operating cash receipts or payments and items of income or expenses associated with investing or financing flows. Accordingly, the Company's cash flows from operating, investing, and financing activities are segregated.

### 2.19 Exceptional items

Exceptional items include income or expenses that are part of ordinary activities. However, they are of such significance and nature that separate disclosure enables the user of financial statements to understand the impact more clearly. These items are identified by their size or nature to facilitate comparison with prior periods and assess underlying trends in the Company's financial performance.

## 3. Use of critical estimates, judgements and assumptions

The preparation of the Consolidated financial statements in conformity with the measurement principle under Ind AS requires the management to make estimates, judgements and assumptions. These estimates, judgements and assumptions affect the application of accounting policies and the reported amounts of revenue, expenses, assets and liabilities including the accompanying disclosures and the disclosure of contingent assets and liabilities.

The estimates, judgements and associated assumptions are based on historical experience and other factors that are considered to be relevant. Actual results may differ from these estimates.

Estimates and underlying assumptions are reviewed on an ongoing basis. Revisions to accounting estimates are recognised in the period in which the estimate is revised, and future periods affected.

The application of accounting policies that require critical judgements and accounting estimates involving complex and subjective judgements and the use of assumptions in these Consolidated financial statements have been disclosed herein below.

# Notes forming part of the consolidated financial statements

for the year ended 31st March, 2024

## 3. Use of critical estimates, judgements and assumptions (Contd.)

### (i) Estimated useful life of property, plant and equipment

Property, plant and equipment represent a significant proportion of the asset base of the Company. The charge in respect of periodic depreciation is derived after determining an estimate of an asset's expected useful life and the expected residual value at the end of its life. The useful lives and residual value of the asset are determined by the management when the asset is acquired and reviewed at-least annually during each financial year end. The lives are based on technical evaluation, technological obsolesces and historical experience with similar assets as well as anticipation of future events, which may impact their lives. This re-assessment may result in a change in depreciation and amortisation expense in future periods.

### (ii) Current taxes and deferred taxes

Significant judgement is required in the determination of the taxability of certain income and deductibility of certain expenses during the estimation of the provision for income taxes and option to be exercised for application of reduced rates of taxation on possible cessation of tax deduction and exhaustion of MAT credit entitlement in future years based on estimates of future taxable profits.

Deferred tax assets are recognised for unused losses (carry forward of earlier years' losses) and unused tax credit to the extent that taxable profit would probably be available against which the losses and tax credit could be utilised. Significant judgement is required to determine the amount of deferred tax assets that can be recognised, based upon the likely timing and the level of future taxable profits together with future tax planning strategies. The Company reviews the carrying amount of deferred tax assets and liabilities at each balance sheet date with consequential change being given effect to in the year of determination.

### (iii) Retirement benefit obligations

The Company's retirement benefit obligations, cost of the defined benefit gratuity plan and the present value of the gratuity obligation are determined using actuarial valuations. An actuarial valuation involves making various assumptions that may differ from actual developments in the future. These include the determination of the discount rate, inflation, future salary increments and mortality rates. Due to the complexities involved in the valuation and its long-term nature, a defined benefit obligation is highly sensitive to changes in these assumptions. All assumptions are reviewed at-least annually during each financial year end.

### (iv) Fair value measurements of financial instruments

The fair values of financial instruments that are not traded in an active market and cannot be measured based on quoted prices in active markets are determined using valuation techniques including the Discounted Cash Flow (DCF) model. The Company uses its judgment to select a variety of methods and make assumptions that are mainly based on market conditions at regular intervals.

The inputs to these models are taken from observable markets where possible, but where this is not feasible, a degree of judgment is required in establishing fair values. Judgments include considerations of inputs such as liquidity risk, credit risk and volatility. Changes in assumptions about these factors could affect the reported fair value of financial instruments.

### (v) Provisions, Contingent liabilities and Contingent assets

The timing of recognition and quantification of the provisions, contingent liabilities and contingent assets require the application of judgement to existing facts and circumstances which are subject to change on the actual occurrence or happening. Judgement is required for estimating the possible outflow of resources, if any, in respect of contingencies/ claims/ litigations against the Company and possible inflow of resources in respect of the claims made by the Company which has been considered to be contingent in nature. These are reviewed at each balance sheet date and adjusted to reflect the current best estimates.

### (vi) Equity settled share-based payment transactions

The cost of the Company's equity settled share-based payment to its employees are determined based on fair value of the underlying equity instruments granted and rights expected to be exercised by the employees.



# Notes forming part of the consolidated financial statements for the year ended 31st March, 2024

## Note No.: 4 - Property, plant and equipment and Capital work-in-progress

(₹ in Lakhs)

Particulars	Property, plant and equipment										Capital work-in-progress @		
	Land (Free hold)	Land (Right-of-use)	Buildings	Roads	Plant and equipment	Furniture and fixtures	Vehicles	Office equipment	Computers	Electrical installation and equipment		Pipelines	Total
<b>Gross block</b>													
Gross carrying amount as at the beginning of 1st April, 2023	13850.97	584.67	60306.35	7184.89	202006.93	1991.78	2435.56	494.66	1441.26	28736.53	21295.68	340329.28	2428.88
Additions during the year	560.80	-	5804.29	712.25	11929.72	461.89	329.57	109.38	146.75	1676.17	1327.82	23058.64	22899.94
Disposals/deductions during the year	334.72	-	301.86	41.63	2100.75	15.47	215.95	17.99	127.31	87.68	6.86	3250.22	20779.25
Gross carrying amount as at the end of 31st March, 2024	14077.05	584.67	65808.78	7855.51	211835.90	2438.20	2549.18	586.05	1460.70	30325.02	22616.64	360137.70	4549.57
<b>Depreciation</b>													
Accumulated depreciation as at the beginning of 1st April, 2023	-	118.71	11152.63	2046.15	47806.34	811.92	1064.81	246.56	931.12	10138.63	6222.03	80538.90	-
Depreciation for the year	-	29.21	2032.90	678.87	9678.08	208.93	399.67	89.05	211.53	2158.17	1113.89	16600.30	-
Disposals/deductions during the year	-	-	108.75	37.16	361.50	10.91	186.26	15.13	116.52	22.24	3.34	861.81	-
Accumulated depreciation as at the end of 31st March, 2024	-	147.92	13076.78	2687.86	57122.92	1009.94	1278.22	320.48	1026.13	12274.56	7332.58	96277.39	-
Net carrying amount as at the end of 31st March, 2024	14077.05	436.75	52732.00	5167.65	154712.98	1428.26	1270.96	265.57	434.57	18050.46	15284.06	263860.31	4549.57
<b>Gross block</b>													
Gross carrying amount as at the beginning of 1st April, 2022	7631.91	584.67	46808.50	2804.72	139172.84	1499.02	2046.95	385.00	1251.77	18086.53	12719.31	232991.22	20430.05
Additions during the year	6219.06	-	13695.24	4382.15	65994.35	507.59	736.58	122.92	253.42	11032.01	8665.90	111609.22	85725.67
Disposals/deductions during the year	-	-	197.39	1.98	3160.26	14.83	347.97	13.26	63.93	382.01	89.53	4271.16	103726.84
Gross carrying amount as at the end of 31st March, 2023	13850.97	584.67	60306.35	7184.89	202006.93	1991.78	2435.56	494.66	1441.26	28736.53	21295.68	340329.28	2428.88
<b>Depreciation</b>													
Accumulated depreciation as at the beginning of 1st April, 2022	-	89.50	9518.38	1716.50	41310.09	660.56	998.33	192.23	804.79	8931.02	5502.45	69723.85	-
Depreciation for the year	-	29.21	1718.47	330.50	7815.42	163.00	374.18	65.96	183.21	1433.72	798.96	12912.63	-
Disposals/deductions during the year	-	-	84.22	0.85	1319.17	11.64	307.70	11.63	56.88	226.11	79.38	2097.58	-
Accumulated depreciation as at the end of 31st March, 2023	-	118.71	11152.63	2046.15	47806.34	811.92	1064.81	246.56	931.12	10138.63	6222.03	80538.90	-
Net carrying amount as at the end of 31st March, 2023	13850.97	465.96	49153.72	5138.74	154200.59	1179.86	1370.75	248.10	510.14	18597.90	15073.65	259790.38	2428.88

@ Refer note no. 4A

### Footnotes:

- Depreciation capitalised and transferred to Capital work-in-progress ₹ Nil (Previous year: ₹0.45 Lakhs) - refer note no. 4A.
- The finance costs on specific borrowings capitalised during the year amounted to ₹ Nil (Previous Year: ₹216.87 Lakhs using the capitalisation rate of 3.68% per annum which was the effective interest rate of the specific borrowings).
- The Company has availed loans from banks against security of the fixed assets (i.e. property, plant and equipment) as referred to in note no. 18(i).
- Buildings include ₹1.66 Lakhs (Previous year: ₹1.66 Lakhs) being cost of 79833 (Previous year: 79833) equity shares of Fortuna Services Ltd.
- For capital commitment with regards to property, plant and equipment, refer note no. 37(i)(b).

# Notes forming part of the consolidated financial statements

for the year ended 31st March, 2024

## Note No. : 4 A - Capital work-in-progress

(₹ in Lakhs)

Particulars	As at 31st March, 2024		As at 31st March, 2023	
Buildings, plant and equipment, electrical installations etc.				
Additions during the year		21897.80		84546.12
	(A)	21897.80		84546.12
Pre-operative and trial run expenses				
Additions during the year:				
Cost of materials consumed		-		209.72
Employee benefits expense				
Salaries and wages	15.74		188.99	
Contribution to provident and other funds	1.58		17.35	
Staff welfare expense	-	17.32	2.80	209.14
Finance costs [Refer note no. 4(b)]				
Interest on long-term borrowings	-		216.59	
Other borrowing costs	-	-	0.28	216.87
Depreciation and amortisation expense			-	0.45
Other expenses				
Consumption of stores				
Other than process chemicals	-		0.71	
Power and fuel	4.19		120.31	
Insurance	-		8.29	
Rates and taxes (excluding taxes on income)	-		38.11	
Legal and Professional expenses	970.34		201.30	
Miscellaneous expenses	10.29	984.82	174.65	543.37
	(B)	1002.14		1179.55
Total additions during the year	C= (A+B)	22899.94		85725.67
Balance brought forward				
Buildings, plant and equipment , electrical installations etc.	(D)	2428.88		20430.05
	E = (C+D)	25328.82		106155.72
Capitalised during the year	(F)	20779.25		103726.84
Capital work-in-progress at the end of the year	G= (E-F)	4549.57		2428.88

### Footnote:

The amounts disclosed under the following notes are net of pre-operative and trial run expenses capitalised:

Cost of materials consumed (note no. 29), Employee benefits expense (note no. 31), Finance costs (note no. 32), Depreciation and amortisation expense (note no. 33), and Other expenses (note no. 34).

### Capital work-in-progress ageing schedule:

#### As at the end of 31st March, 2024

(₹ in Lakhs)

Particulars	Amount in capital work-in-progress for a period of				Total
	Less than 1 year	1-2 years	2-3 years	More than 3 years	
Projects in progress (includes goods-in-transit)	4484.20	65.37	-	-	4549.57
Projects temporarily suspended	-	-	-	-	-
Total	4484.20	65.37	-	-	4549.57

#### As at the end of 31st March, 2023

(₹ in Lakhs)

Particulars	Amount in capital work-in-progress for a period of				Total
	Less than 1 year	1-2 years	2-3 years	More than 3 years	
Projects in progress (includes goods-in-transit)	2283.19	145.69	-	-	2428.88
Projects temporarily suspended	-	-	-	-	-
Total	2283.19	145.69	-	-	2428.88

# Notes forming part of the consolidated financial statements

for the year ended 31st March, 2024

## Note No. : 5 - Intangible assets

(₹ in Lakhs)

Particulars	Computer software (Acquired)
<b>Gross block</b>	
Gross carrying amount as at the beginning of 1st April, 2023	613.54
Additions during the year	47.30
Disposals/deductions during the year	1.75
<b>Gross carrying amount as at the end of 31st March, 2024</b>	<b>659.09</b>
<b>Amortisation</b>	
Accumulated amortisation as at the beginning of 1st April, 2023	544.80
Amortisation for the year	35.73
Disposals/deductions during the year	0.84
<b>Accumulated amortisation as at the end of 31st March, 2024</b>	<b>579.69</b>
<b>Net carrying amount as at the end of 31st March, 2024</b>	<b>79.40</b>
<b>Gross block</b>	
Gross carrying amount as at the beginning of 1st April, 2022	638.39
Additions during the year	10.11
Disposals/deductions during the year	34.96
<b>Gross carrying amount as at the end of 31st March, 2023</b>	<b>613.54</b>
<b>Amortisation</b>	
Accumulated amortisation as at the beginning of 1st April, 2022	541.13
Amortisation for the year	38.12
Disposals/deductions during the year	34.45
<b>Accumulated amortisation as at the end of 31st March, 2023</b>	<b>544.80</b>
<b>Net carrying amount as at the end of 31st March, 2023</b>	<b>68.74</b>

## Note No. : 6 (i) - Investment in associate accounted for using the equity method

### a) Break-up of investment in associate (Non-current)

(₹ in Lakhs)

Particulars	Par value	Number of shares	As at 31st March, 2024	Number of shares	As at 31st March, 2023
Unquoted					
Fully paid up :					
Investment in equity instruments					
Investment in associate					
Auxilo Finserve Private Limited ("AFPL")	₹10	165292000	33329.90	165292000	20134.62
[Refer note no. 37(14)]					
			<b>33329.90</b>		<b>20134.62</b>
Aggregate amount of quoted investments			Not applicable		Not applicable
Aggregate market value of quoted investments			Not applicable		Not applicable
Aggregate amount of unquoted investments			33329.90		20134.62
Aggregate amount of impairment in value of investments			-		-

# Notes forming part of the consolidated financial statements

for the year ended 31st March, 2024

## Note No. : 6 (i) - Investment in associate accounted for using the equity method (Contd.)

### b) Details of the associate

The Company's interest in associate is accounted for using the equity method in the consolidated financial statements

Name of associate	Principal activity	Place of incorporation and principal place of business	Proportion of ownership interest/ voting rights held by the Company	
			As at 31st March, 2024	As at 31st March, 2023
Auxilo Finserve Private Limited	Financing activities in education sector in India	Mumbai	33.72%	43.93%

### Summarised Financial Information of associate

(₹ in Lakhs)

Particulars	AFPL	
	As at 31st March, 2024	As at 31st March, 2023
Financial assets	334496.05	192735.58
Non-financial assets	2441.54	2674.25
Financial liabilities	237364.12	149093.64
Non-financial liabilities	743.43	482.34
Net assets for the purpose of consolidation	98830.04	45833.85

### Summarised performance of associate

(₹ in Lakhs)

Particulars	AFPL	
	As at 31st March, 2024	As at 31st March, 2023
Revenue	35668.15	17826.10
Profit before tax	9269.37	3469.95
Tax expenses	2347.50	895.21
Profit after tax	6921.87	2574.74
Other comprehensive income - (net of tax)	(20.28)	(12.80)
Total comprehensive income	6901.59	2561.94
Company's proportionate share of profit for the year *	2609.64	1163.33
Company's proportionate share of Other comprehensive income for the year	(6.84)	(5.68)

\* net of expenses pertaining to issue of shares/ employee stock options.

### Reconciliation of the above summarised financial information to the carrying amount of the interest in associate recognised in the consolidated financial statements:

(₹ in Lakhs)

Particulars	AFPL	
	As at 31st March, 2024	As at 31st March, 2023
Net assets of the associate	98830.04	45833.85
Proportion of the Company's ownership interest	33.72%	43.93%
Company's share of net assets	33329.90	20134.62

# Notes forming part of the consolidated financial statements

for the year ended 31st March, 2024

## Note No. : 6 (ii) - Other investment

### a) Non-current

(₹ in Lakhs)

Particulars	Par value	Number of shares	As at 31st March, 2024	Number of shares	As at 31st March, 2023
Unquoted					
Fully paid-up :					
Investment in equity instruments					
Investment at fair value through other comprehensive income					
Investment in other company					
Konkan Speciality Polyproducts Private Limited [Refer note no. 37(16)] *	₹100	8925	612.26	-	-
			<b>612.26</b>		<b>-</b>
Aggregate amount of quoted investments			Not applicable		Not applicable
Aggregate market value of quoted investments			Not applicable		Not applicable
Aggregate amount of unquoted investments			612.26		-
Aggregate amount of impairment in value of investments			-		-
Aggregate amount of investment at fair value through other comprehensive income			612.26		-

\* The said investment, being long-term and strategic in nature, has been designated at fair value through other comprehensive income.

### b) Current

(₹ in Lakhs)

Particulars	Number of units	As at 31st March, 2024	Number of units	As at 31st March, 2023
Unquoted				
Investment in mutual funds				
Investment at fair value through profit or loss				
Kotak Overnight Fund Direct - Growth *	-	-	512217.348	6125.06
				<b>6125.06</b>
Aggregate amount of quoted investments		Not applicable		Not applicable
Aggregate market value of quoted investments		Not applicable		Not applicable
Aggregate amount of unquoted investment		-		6125.06
Aggregate amount of impairment in value of investments		-		-
Aggregate amount of investment at fair value through profit or loss		-		6125.06

\*Investments earmarked for buy-back of equity shares

# Notes forming part of the consolidated financial statements

for the year ended 31st March, 2024

## Note No. : 7 - Other financial assets (carried at amortised cost)

### (i) Non-current (Unsecured, considered good unless stated otherwise)

(₹ in Lakhs)

Particulars	As at 31st March, 2024	As at 31st March, 2023
Security deposits	168.31	116.87
Fixed deposits with banks (With more than 12 months maturity)		
With excise authorities (Pledged)	191.75	175.19
Interest accrued but not due on Fixed deposits with banks	5.45	7.14
	<b>365.51</b>	<b>299.20</b>

### (ii) Current (Unsecured, considered good unless stated otherwise)

(₹ in Lakhs)

Particulars	As at 31st March, 2024	As at 31st March, 2023
Advance to employees	256.74	222.57
Claims receivable*	358.21	700.17
Interest accrued but not due on		
Fixed deposits with banks	4.30	4.97
Other deposits	0.90	5.85
	<b>620.15</b>	<b>928.59</b>

\*Represents claim for interest subvention [Refer note no. 37(8)]

## Note No. : 8 - Non-current tax assets (net)

(₹ in Lakhs)

Particulars	As at 31st March, 2024	As at 31st March, 2023
Advance tax	63565.48	64019.12
Less: Provision for taxation	62851.38	62851.38
	<b>714.10</b>	<b>1167.74</b>

## Note No. : 9 - Other non-current assets (Unsecured, considered good unless stated otherwise)

(₹ in Lakhs)

Particulars	As at 31st March, 2024	As at 31st March, 2023
Capital advances	555.59	828.87
Advances other than capital advances		
Other advances		
Advances to suppliers and others		
Considered doubtful	9.31	9.31
Less: Allowance for bad and doubtful advances	9.31	9.31
-	-	-
Others		
Net defined benefit assets [Refer note no. 37(9)]	685.79	-
Prepaid expenses	283.98	276.50
Duties and taxes paid under protest	68.32	359.62
	<b>1593.68</b>	<b>1188.49</b>



# Notes forming part of the consolidated financial statements

for the year ended 31st March, 2024

## Note No. : 10 - Inventories

(₹ in Lakhs)

Particulars	As at 31st March, 2024		As at 31st March, 2023	
Raw materials	8763.70		20079.89	
Add: Goods-in-transit	101.04	8864.74	48.38	20128.27
Packing materials		599.87		524.04
Work-in-progress				
Sugar and syrup	3569.58		3127.58	
By-products	697.51	4267.09	621.45	3749.03
Finished goods				
Sugar	231301.25		169384.98	
Industrial alcohol	12798.70		9132.40	
Banked power	258.57		243.74	
Others	184.21		70.59	
	244542.73		178831.71	
Add: Goods-in-transit	1260.66	245803.39	2414.56	181246.27
Stores and spares	8199.20		7892.99	
Add: Goods-in-transit	227.21		244.24	
	8426.41		8137.23	
Less: Provision for obsolescence/ non-moving stores and spares [Refer note no. 34]	252.03	8174.38	10.58	8126.65
Loose tools		0.16		0.16
By-products		19167.09		17956.48
Scrap		-		137.26
		286876.72		231868.16
<b>Footnotes:</b>				
(i) Carrying amount of inventories pledged as security for borrowings (Refer note no. 18 (ii) for charge created/ security terms against borrowings)		260727.51		196509.59
(ii) Refer note no. 2.4 for mode of valuation				

## Note No. : 11 - Biological assets

(₹ in Lakhs)

Particulars	As at 31st March, 2024	As at 31st March, 2023
Reconciliation of changes in book value of biological assets:		
Opening balance	23.67	18.95
Additions during the year	93.73	44.69
Decrease due to harvested sugarcane transferred to inventory *	33.25	39.97
Closing balance	84.15	23.67

\* Sugarcane captively consumed.

## Note No. : 12 - Trade receivables (carried at amortised cost)

### Current (Unsecured, considered good unless stated otherwise)

(₹ in Lakhs)

Particulars	As at 31st March, 2024	As at 31st March, 2023
Trade receivables	12556.76	12482.31
	12556.76	12482.31

# Notes forming part of the consolidated financial statements

for the year ended 31st March, 2024

## Note No. : 12 - Trade receivables (carried at amortised cost) (Contd.)

### Trade receivables ageing schedule

As at the end of 31st March, 2024

(₹ in Lakhs)

Particulars	Current but not due	Outstanding for following periods from due date of payment					Total
		Less than 6 months	6 months - 1 year	1-2 years	2-3 years	More than 3 years	
Undisputed trade receivables							
- Considered good	9490.47	3065.21	1.02	0.06	-	-	12556.76
<b>Total</b>	<b>9490.47</b>	<b>3065.21</b>	<b>1.02</b>	<b>0.06</b>	<b>-</b>	<b>-</b>	<b>12556.76</b>

As at the end of 31st March, 2023

(₹ in Lakhs)

Particulars	Current but not due	Outstanding for following periods from due date of payment					Total
		Less than 6 months	6 months - 1 year	1-2 years	2-3 years	More than 3 years	
Undisputed trade receivables							
- Considered good	10948.90	1533.29	0.12	-	-	-	12482.31
<b>Total</b>	<b>10948.90</b>	<b>1533.29</b>	<b>0.12</b>	<b>-</b>	<b>-</b>	<b>-</b>	<b>12482.31</b>

### Other information

- No trade receivables are due from directors or other officers of the Company either severally or jointly with any other person nor due from firms or private companies in which any director is a partner, a director or a member.
- Details relating to the Company's credit risk management have been given in note no. 37(17)(b).

## Note No. : 13 - Cash and cash equivalents

(₹ in Lakhs)

Particulars	As at 31st March, 2024	As at 31st March, 2023
Balances with banks	1.60	1.83
Cash on hand	30.32	29.16
	<b>31.92</b>	<b>30.99</b>

## Note No. : 14 - Bank balances other than cash and cash equivalents

(₹ in Lakhs)

Particulars	As at 31st March, 2024	As at 31st March, 2023
Earmarked balances		
Fixed deposit for buy-back	-	363.60
Fixed deposits for molasses storage fund	82.09	140.80
Unpaid dividend accounts*	162.54	611.98
Other bank balances **	6.28	9.18
Fixed deposits pledged with excise authorities and others	13.47	32.95
	<b>264.38</b>	<b>1158.51</b>
* Includes tax deducted at source on interim dividend not yet due as on the balance sheet date	-	422.29
** Balances in escrow accounts for cane payment		

# Notes forming part of the consolidated financial statements

for the year ended 31st March, 2024

## Note No. : 15 - Other current assets (Unsecured, considered good unless stated otherwise)

(₹ in Lakhs)

Particulars	As at 31st March, 2024		As at 31st March, 2023	
Advances other than capital advances				
Other advances				
Advances to suppliers and others	1026.62		2709.17	
Income tax refundable	-		68.61	
GST and other taxes/ duties	752.71	1779.33	993.76	3771.54
Others				
Prepaid expenses	1277.61		1359.32	
Miscellaneous	-	1277.61	25.42	1384.74
		<b>3056.94</b>		<b>5156.28</b>

## Note No. : 16 - Share capital

Particulars	As at 31st March, 2024		As at 31st March, 2023	
	Number of shares	(₹ in Lakhs)	Number of shares	(₹ in Lakhs)
(a) Authorised				
Equity shares of ₹1/- each	400000000	4000.00	400000000	4000.00
Preference shares of ₹100/- each	2500000	2500.00	2500000	2500.00
		<b>6500.00</b>		<b>6500.00</b>
(b) Issued, subscribed and fully paid-up				
Equity shares of ₹1/- each	201749245	2017.49	201749245	2017.49
		<b>2017.49</b>		<b>2017.49</b>

Issue of 16910 (Previous year: 16910) equity shares on Right basis has been kept in abeyance in view of pending disputes.

### (c) Reconciliation of number and amount of equity shares outstanding:

Particulars	As at 31st March, 2024		As at 31st March, 2023	
	Number of shares	(₹ in Lakhs)	Number of shares	(₹ in Lakhs)
At the beginning of the year	201749245	2017.49	204040000	2040.40
Less: Buy-back of shares [Refer note no. 37 (4)(a)]	-	-	2290755	22.91
At the end of the year	<b>201749245</b>	<b>2017.49</b>	<b>201749245</b>	<b>2017.49</b>

- (d) The Company has only one class of equity shares. The Company declares and pays dividend in Indian rupees. The holders of equity shares are entitled to receive dividend as declared from time to time and are entitled to one vote per share.

In the event of liquidation of the Company, the holders of equity shares will be entitled to receive remaining assets of the Company, after distribution of all preferential dues. The distribution will be in proportion to the number of equity shares held by the shareholders.

### (e) Shareholders holding more than 5% of the equity shares in the Company:

Name of the shareholder	As at 31st March, 2024		As at 31st March, 2023	
	Number of shares held	% of holding	Number of shares held	% of holding
Mr. Vivek Saraogi	62109536	30.79	41158544	20.40
Ms. Sumedha Saraogi	5376618	2.67	22043079	10.93

# Notes forming part of the consolidated financial statements

for the year ended 31st March, 2024

## Note No. : 16 - Share capital (Contd.)

### (f) Details of shares held by promoters:

As at 31st March, 2024

Sl. No.	Name of the Promoter	Number of shares at the beginning of the year	Change during the year*	Number of shares at the end of the year	% of total shares	% change during the year
1	Mr. Vivek Saraogi	41158544	20950992	62109536	30.79	10.38**
2	Ms. Sumedha Saraogi	22043079	(16666461)	5376618	2.67	(8.26)
3	Ms. Stuti Dhanuka	4284531	(4284531)	-	-	(2.12)
4	Ms. Avantika Saraogi	3187007	-	3187007	1.58	-
5	Vivek Saraogi (HUF)	147482	-	147482	0.07	-
6	Novel Suppliers Pvt. Ltd.	3551444	-	3551444	1.76	-
7	Udaipur Cotton Mills Co. Ltd.	5689433	-	5689433	2.82	-
8	Meenakshi Mercantiles Ltd.	6484233	-	6484233	3.21	-
	<b>Total</b>	<b>86545753</b>	<b>-</b>	<b>86545753</b>	<b>42.90</b>	<b>-</b>

\* Inter-se transfer of shares among promoters.

\*\* Considered as 10.38% due to rounding off.

As at 31st March, 2023

Sl. No.	Name of the Promoter	Number of shares at the beginning of the year	Change during the year	Number of shares at the end of the year	% of total shares*	% change during the year
1	Mr. Vivek Saraogi	41158544	-	41158544	20.40	0.23
2	Ms. Sumedha Saraogi	22043079	-	22043079	10.93	0.13
3	Ms. Stuti Dhanuka	4284531	-	4284531	2.12	0.02
4	Ms. Avantika Saraogi	3187007	-	3187007	1.58	0.01
5	Vivek Saraogi (HUF)	147482	-	147482	0.07	-
6	Novel Suppliers Pvt. Ltd.	3551444	-	3551444	1.76	0.02
7	Udaipur Cotton Mills Co. Ltd.	5689433	-	5689433	2.82	0.03
8	Meenakshi Mercantiles Ltd.	6484233	-	6484233	3.21	0.03
	<b>Total</b>	<b>86545753</b>	<b>-</b>	<b>86545753</b>	<b>42.90</b>	<b>0.48</b>

\*Aggregate of % of total shares held by promoters considered as 42.90% due to rounding off.

#### Footnote:

The percentage of shareholding changed due to the extinguishment of the equity shares bought back till 31st March, 2023 pursuant to the buy-back approved at the meeting of the Board of Directors held on 9th November, 2022.

- (g) The aggregate number of equity shares bought back in immediately preceding last five years ended 31st March, 2024 - 26689082 equity shares (previous period of five years ended 31st March, 2023 - 26689082 equity shares).
- (h) An aggregate of 4000000 (Previous year: Nil) Employee Stock Appreciation Rights (ESARs) has been approved under the "BCML Employees Stock Appreciation Rights Plan 2023" ("ESAR 2023"/ "Plan") for grant to eligible employees of the Company. Each ESAR, when exercised, would be converted into less than one equity share of the Company with a par value of ₹1/- each. Refer to note no. 37(4)(b) for further disclosures.

# Notes forming part of the consolidated financial statements

for the year ended 31st March, 2024

## Note No. : 17 - Other equity

(₹ in Lakhs)

Particulars	As at 31st March, 2024		As at 31st March, 2023	
<b>A. Reserves and surplus</b>				
(a) Capital reserve				
Balance as per last account		1075.58		1075.58
(b) Capital redemption reserve				
Balance as per last account	3086.99		3064.08	
Add: Transfer from retained earnings [Refer note no. 37(4)(a)]	-	3086.99	22.91	3086.99
(c) Share options outstanding account				
Add: Created during the year [Refer note no. 37(4)(b)]	2396.04	2396.04	-	-
(d) Storage fund for molasses				
Balance as per last account	122.80		89.29	
Add: Created during the year	62.14		66.95	
Less: Written back during the year	117.15	67.79	33.44	122.80
(e) General reserve				
Balance as per last account	200000.00		170000.00	
Add: Transfer from retained earnings	30000.00	230000.00	30000.00	200000.00
(f) Retained earnings				
Balance as per last account	83254.73		100702.00	
Add: Profit for the year	53447.41		28416.70	
Add: Transfer from other comprehensive income	798.71		(626.69)	
Less: Transfer to capital redemption reserve [Refer note no. 37(4)(a)]	-		22.91	
Less: Transfer to general reserve	30000.00		30000.00	
Less: Utilised on buy-back of equity shares [Refer note no. 37(4)(a)]	-		8162.23	
Less: Tax on buy-back of equity shares [Refer note no. 37(4)(a)]	-		1893.47	
Less: Buy-back expenses [net of tax ₹2.81 Lakhs (Previous year ₹39.92 Lakhs) [Refer note no. 37(4)(a)]	5.23		74.31	
	<b>107495.62</b>		<b>88339.09</b>	
Less: Interim dividend paid during the year [Refer note no. 37(18)(b)]	6052.48	101443.14	5084.36	83254.73
	(A)	<b>338069.54</b>		<b>287540.10</b>
<b>B. Other comprehensive income</b>				
Balance as per last account	-		-	
Add: Other comprehensive income for the year	807.95		(626.69)	
Less: Transfer to Retained earnings	798.71	9.24	(626.69)	-
	(B)	<b>9.24</b>		<b>-</b>
	<b>C = (A + B)</b>	<b>338078.78</b>		<b>287540.10</b>

### Footnotes:

- Capital reserve comprise of reserve arising consequent to business combination in earlier years, in accordance with applicable accounting standard and in terms of the relevant schemes sanctioned by the Court.
- Capital redemption reserve has been created consequent to redemption of preference shares and buy-back of equity shares. This reserve shall be utilised in accordance with the provisions of the Act.
- The share options outstanding account is used to record the value of equity-settled share-based payment transactions related to rights granted by the Company to its eligible employees under the Plan.
- The general reserve represents profits transferred out of retained earnings of the Company from time to time and it also includes amount aggregating to ₹4224.23 Lakhs (Previous year: ₹4224.23 Lakhs) arisen consequent to business combination entered by the Company in earlier years, in accordance with the then applicable accounting standard and in terms of the relevant schemes sanctioned by the Court. It is not earmarked for any specific purpose.
- The storage fund for molasses has been created to meet the cost of construction of molasses storage tank as required under Uttar Pradesh Sheera Niyamtran (Sansodhan) Adesh, 1974. During the year ended 31st March, 2024, ₹117.15 Lakhs (Previous year: ₹33.44 Lakhs) has been utilised from the fund and credited to the Statement of Profit and Loss. The said storage fund is represented by investment in the form of fixed deposits with banks amounting to ₹82.09 Lakhs (Previous year: ₹140.80 Lakhs).
- Retained earnings represent the undistributed profit or accumulated earnings of the Company. This includes net cumulative losses of ₹2381.98 Lakhs (Previous year: ₹3180.69 Lakhs) as at the balance sheet date related to the re-measurement of the defined benefit plan resulting from experience adjustments and changes in actuarial assumptions, recognised in other comprehensive income.
- Other comprehensive income (OCI) represents the balance with respect to:
  - Re-measurement gains/ (losses) resulting from experience adjustments and changes in actuarial assumptions. These gains/ (losses) are recognised directly in OCI during the period in which they occur and are subsequently transferred to Retained earnings.
  - Cumulative gains/ (losses) arising from the fair valuation of non-current equity investments at fair value through other comprehensive income, net of amounts reclassified to Retained earnings when those instruments are disposed of.

# Notes forming part of the consolidated financial statements

for the year ended 31st March, 2024

## Note No. : 18 - Borrowings (carried at amortised cost)

(₹ in Lakhs)

### (i) Non-current

Particulars	As at 31st March, 2024	As at 31st March, 2023
Debentures		
Senior, Unlisted, Rated, Redeemable, Non-convertible		
Secured [Refer footnote (a)(i) below]	13984.28	13967.59
Term loans		
From banks		
Secured		
Rupee loans:		
HDFC Bank Ltd. (HDFC) [Refer footnote (a)(ii & iii) below]	7650.00	12554.50
ICICI Bank Ltd. (ICICI) [Refer footnote (a)(iv) below]	-	1250.00
State Bank of India (SBI) [Refer footnote (a)(v) below]	11000.00	13500.00
ICICI Bank Ltd. (ICICI) (Acting as an agent on behalf of Government of Uttar Pradesh) [Refer footnote (a)(vi) below]	-	1602.88
	<b>32634.28</b>	<b>42874.97</b>

### a) Nature of securities for the aforesaid borrowings including current maturities of long-term borrowings [Refer note no. 18(ii)] and deferred income [Refer note no. 21]:

- i) Senior, Unlisted, Rated, Redeemable, Non-convertible Debentures subscribed by debenture holder amounting to ₹14000.00 Lakhs (Previous year: ₹14000.00 Lakhs) is secured by first exclusive charge, by way of hypothecation of movable fixed assets (PPE), both present and future, pertaining to two sugar units of the Company viz. Balrampur and Babhnan.
- ii) Rupee Term Loan from HDFC amounting to ₹11050.00 Lakhs (Previous year: ₹13600.00 Lakhs) under the Scheme for Extending Financial Assistance to project proponents for enhancement of ethanol capacity, is secured by pari passu first charge, by way of hypothecation of all the movable fixed assets (PPE), both present and future, pertaining to Balrampur distillery unit of the Company.
- iii) Rupee Term Loan from HDFC amounting to ₹1504.50 Lakhs (Previous year: ₹3510.50 Lakhs) under the Scheme for Extending Financial Assistance to Sugar Mills for enhancement and augmentation of ethanol capacity, is secured by first charge on pari passu basis with ICICI, by way of hypothecation of all the movable fixed assets (PPE), both present and future, pertaining to Gularia distillery unit of the Company.
- iv) Rupee Term Loan from ICICI amounting to ₹1250.00 Lakhs (Previous year: ₹2500.00 Lakhs) under the Scheme for Extending Financial Assistance to Sugar Mills for enhancement and augmentation of ethanol capacity, is secured by first charge on pari passu basis with HDFC, by way of hypothecation of all the movable fixed assets (PPE), both present and future, pertaining to Gularia distillery unit of the Company.
- v) Rupee Term Loan from SBI amounting to ₹16500.00 Lakhs (Previous year: ₹19000.00 Lakhs) under the Scheme for Extending Financial Assistance to project proponents for enhancement of ethanol capacity, is secured by first charge, by way of hypothecation of all the movable fixed assets (PPE), both present and future, pertaining to Maizapur distillery unit of the Company.
- vi) Rupee Term Loan from ICICI (Acting as an agent on behalf of Government of Uttar Pradesh), including deferred income, aggregating to ₹1825.41 Lakhs (Previous year: ₹9127.03 Lakhs) under the Scheme for Extending Financial Assistance to Sugar Undertakings, 2018, of Uttar Pradesh Government is secured by pari passu first charge, by way of hypothecation of movable fixed assets (PPE), both present and future, pertaining to seven cogen units of the Company viz. Balrampur, Babhnan, Haidargarh, Akbarpur, Mankapur, Kumbhi and Gularia.



## Notes forming part of the consolidated financial statements for the year ended 31st March, 2024

**Note No. : 18 (i) - Borrowings** (carried at amortised cost) (contd.)

**b) Terms of repayment:**

Lender	Rate of interest (ROI) (%)	Amount outstanding as at 31st March, 2024		Amount outstanding as at 31st March, 2023		Period of maturity w.r.t. the Balance Sheet date as at 31st March, 2024	Number of instalments outstanding as at 31st March, 2024	Amount of each instalment (₹ in Lakhs)	Details of security offered
		Current (₹ in Lakhs) [Refer note no. 18(ii)]	Non-current (₹ in Lakhs)	Current (₹ in Lakhs) [Refer note no. 18(ii)]	Non-current (₹ in Lakhs)				
<b>Debentures:</b>									
1	Debenture holder	3 month T-Bill + 1.65% (Previous year: 3 month T-Bill + 1.65%)	-	13984.28#	-	13967.59#	Bullet repayment at the end of 3 years with put/call options at the end of 18 months from the date of disbursement	14000.00	Refer note no. 18 (i) (a) (i) above
	<b>Sub - Total</b>		-	<b>13984.28</b>	-	<b>13967.59</b>			
<b>Term Loans:</b>									
1	HDFC Bank Ltd.	3 month T-Bill + 1.85% (Previous year: 3 month T-Bill + 1.85%)	3400.00	7650.00	2550.00	11050.00	13 (payable quarterly)	850.00	Refer note no. 18 (i) (a) (ii) above
	<b>Sub - Total</b>		<b>3400.00</b>	<b>7650.00</b>	<b>2550.00</b>	<b>11050.00</b>			
2	HDFC Bank Ltd.	3 month T-Bill + 1.85% (Previous year: 3 month T-Bill + 1.85%)	1504.50	-	2006.00	1504.50	3 (payable quarterly)	501.50	Refer note no. 18 (i) (a) (iii) above
	<b>Sub - Total</b>		<b>1504.50</b>	-	<b>2006.00</b>	<b>1504.50</b>			
3	ICICI Bank Ltd.	ICICI one year MCLR (Previous year: ICICI one year MCLR)	1250.00	-	1250.00	1250.00	1 (payable annually)	1250.00	Refer note no. 18 (i) (a)(iv) above
	<b>Sub - Total</b>		<b>1250.00</b>	-	<b>1250.00</b>	<b>1250.00</b>			
4	State Bank of India	3 month T-Bill + 1.80% (Previous year: 3 month T-Bill + 1.80%)	5500.00	11000.00	5500.00	13500.00	12 (payable quarterly)	1375.00	Refer note no. 18 (i) (a) (v) above
	<b>Sub - Total</b>		<b>5500.00</b>	<b>11000.00</b>	<b>5500.00</b>	<b>13500.00</b>			
5	ICICI Bank Ltd. (Acting as an agent on behalf of Government of Uttar Pradesh)	** 5.00% p.a. (Fixed)	1818.52^	-	7301.62	1602.88^	3 (payable monthly)	608.47	Refer note no. 18 (i) (a) (vi) above
	<b>Sub - Total</b>		<b>1818.52</b>	-	<b>7301.62</b>	<b>1602.88</b>			
	<b>Grand Total</b>		<b>13473.02</b>	<b>32634.28</b>	<b>18607.62</b>	<b>42874.97</b>			

# Net of transaction costs amounting to ₹15.72 Lakhs (Previous year: ₹32.41 Lakhs) to be amortised over the tenure of the debentures.

\*\* Rate of interest has been fixed by the Government of Uttar Pradesh @ 5.00% for entire tenure of the loan under the Scheme for Extending Financial Assistance to Sugar Undertakings, 2018 of Uttar Pradesh Government.

^ Excluding ₹6.89 Lakhs (Previous year: ₹222.53 Lakhs) on account of effective interest rate adjustment being taken to Deferred income.

# Notes forming part of the consolidated financial statements

for the year ended 31st March, 2024

## Note No. : 18 - Borrowings (carried at amortised cost) (Contd.)

### (ii) Current

(₹ in Lakhs)

Particulars	As at 31st March, 2024		As at 31st March, 2023	
Loans repayable on demand				
Working capital loans				
From banks				
Secured				
Rupee loans*				
State Bank of India (SBI)	131908.50		87398.76	
HDFC Bank Ltd. (HDFC)	13810.21		38980.70	
Kotak Mahindra Bank Ltd. (KOTAK)	8999.29	154718.00	-	126379.46
<b>Current maturities of long-term borrowings **</b>				
Term loans				
From banks				
Secured				
Rupee loans				
HDFC Bank Ltd. (HDFC)	4904.50		4556.00	
ICICI Bank Ltd. (ICICI)	1250.00		1250.00	
State Bank of India (SBI)	5500.00		5500.00	
ICICI Bank Ltd. (ICICI) (Acting as an agent on behalf of Government of Uttar Pradesh)	1818.52	13473.02	7301.62	18607.62
		<b>168191.02</b>		<b>144987.08</b>

\* The Company is having favourable balance with ICICI Bank Ltd. (ICICI) at the year end and accordingly, the same has been clubbed with Balances with banks under note no. - 13 "Cash and cash equivalents".

\*\* Refer note no. 18(i) (a) and (b) for nature of securities and terms of repayment respectively.

#### Nature of securities :

Working capital loans (including working capital demand loans) from banks (viz: SBI, HDFC, ICICI and KOTAK) are secured by way of hypothecation of entire stock of sugar, sugar in process, mill stores, bagasse, molasses and other current assets including book debts, both present and future, of all the ten sugar units of the Company on pari passu basis with each of them.

In addition, working capital from SBI is secured by way of hypothecation of entire stock of grains and receivables, both present and future, of Maizapur distillery unit of the Company.

## Note No. : 19 - Lease liabilities (Unsecured)

(₹ in Lakhs)

Particulars	As at 31st March, 2024	As at 31st March, 2023
Opening balance	99.30	108.35
Finance costs accrued during the year	6.96	7.58
Payment of lease liabilities during the year (including interest - Refer note no.32)	16.63	16.63
<b>Closing balance</b>	<b>89.63</b>	<b>99.30</b>
Current	16.63	16.63
Non-current	73.00	82.67

#### Footnote:

Further, to above, the Company has certain lease arrangement on short-term basis or low value items, expenditure on which has been recognised under line item "Rent" under Other expenses - Refer note no.34.

# Notes forming part of the consolidated financial statements

for the year ended 31st March, 2024

## Note No. : 20 - Other financial liabilities (carried at amortised cost)

(₹ in Lakhs)

Particulars	As at 31st March, 2024		As at 31st March, 2023	
Interest accrued but not due on borrowings		1041.59		1126.90
Unpaid dividend *		162.54		189.69
Other payables				
Retention monies	2056.94		4120.48	
Security deposits	297.04		1544.39	
Accrued expenses	315.85		240.59	
Employee related liabilities	4449.39		4902.00	
Others	-	7119.22	45.21	10852.67
		<b>8323.35</b>		<b>12169.26</b>

\*There are no amounts due and outstanding to be credited to Investor Education and Protection Fund as at balance sheet date.

## Note No. : 21 - Deferred income

(₹ in Lakhs)

Particulars	As at 31st March, 2024	As at 31st March, 2023
Opening balance	222.53	717.66
Less: Transferred to the statement of profit and loss	215.64	495.13
Closing balance	<b>6.89</b>	<b>222.53</b>
Current	6.89	215.64
Non-current	-	6.89

[Refer note no. 37(8) for other disclosures]

## Note No. : 22 - Provisions

### (i) Non-current

(₹ in Lakhs)

Particulars	As at 31st March, 2024	As at 31st March, 2023
Provision for employee benefits - compensated absences	1106.85	1071.01
[Refer note no. 37(9)]		
	<b>1106.85</b>	<b>1071.01</b>

### (ii) Current

(₹ in Lakhs)

Particulars	As at 31st March, 2024		As at 31st March, 2023	
Provision for employee benefits [Refer note no. 37(9)]				
Compensated absences	602.54		621.86	
Gratuity	-	602.54	117.25	739.11
Other provisions				
Provision for contingencies [Refer note no. 37(2)]		0.42		0.42
		<b>602.96</b>		<b>739.53</b>

# Notes forming part of the consolidated financial statements

for the year ended 31st March, 2024

## Note No. : 23 - Deferred tax liabilities (net)

As at 31st March, 2024

(₹ in Lakhs)

Particulars	Opening balance	Recognised in profit or loss	Recognised in equity	Recognised in other comprehensive income	Closing balance
<b>Tax effect of items constituting deferred tax liabilities</b>					
Property, plant and equipment and Intangible assets	24854.55	4490.19	-	-	29344.74
Investments	620.55	3075.58	-	1.21	3697.34
	<b>25475.10</b>	<b>7565.77</b>	<b>-</b>	<b>1.21</b>	<b>33042.08</b>
<b>Tax effect of items constituting deferred tax assets</b>					
Expenses allowable on payment basis	1091.31	(14.28)	-	-	1077.03
MAT credit entitlement	11568.72	(2082.22)	2.81	(215.92)	9273.39
Others	-	9.69	-	-	9.69
	<b>12660.03</b>	<b>(2086.81)</b>	<b>2.81</b>	<b>(215.92)</b>	<b>10360.11</b>
<b>Net deferred tax liabilities</b>	<b>12815.07</b>	<b>9652.58</b>	<b>(2.81)</b>	<b>217.13</b>	<b>22681.97</b>

As at 31st March, 2023

(₹ in Lakhs)

Particulars	Opening balance	Recognised in profit or loss	Recognised in equity	Recognised in other comprehensive income	Closing balance
<b>Tax effect of items constituting deferred tax liabilities</b>					
Property, plant and equipment and Intangible assets	21971.74	2882.81	-	-	24854.55
Investments	350.87	271.00	-	(1.32)	620.55
	<b>22322.61</b>	<b>3153.81</b>	<b>-</b>	<b>(1.32)</b>	<b>25475.10</b>
<b>Tax effect of items constituting deferred tax assets</b>					
Expenses allowable on payment basis	976.02	115.29	-	-	1091.31
MAT credit entitlement	13796.19	(2434.53)	39.92	167.14	11568.72
	<b>14772.21</b>	<b>(2319.24)</b>	<b>39.92</b>	<b>167.14</b>	<b>12660.03</b>
<b>Net deferred tax liabilities</b>	<b>7550.40</b>	<b>5473.05</b>	<b>(39.92)</b>	<b>(168.46)</b>	<b>12815.07</b>

The ultimate realisation of deferred tax assets is dependent upon the generation of future taxable income. Deferred tax assets including MAT credit entitlement is recognised on management's assessment of reasonable certainty for reversal/ utilisation thereof against future taxable income.

Based on the assessment of the possible impact of the new tax regime, the Company has decided to continue with existing normal tax structure till certain deductions are available and accumulated MAT credit entitlement is substantially exhausted and thereafter, to opt for the concessional rate under new tax regime.

# Notes forming part of the consolidated financial statements

for the year ended 31st March, 2024

## Note No. : 24 - Trade and other payables

(₹ in Lakhs)

Particulars	As at 31st March, 2024	As at 31st March, 2023
<b>Trade payables</b>		
Total outstanding dues of micro enterprises and small enterprises	785.36	308.83
Total outstanding dues of creditors other than micro enterprises and small enterprises	27058.45	31293.07
	<b>27843.81</b>	<b>31601.90</b>
<b>Other payables</b>		
<b>Payable to suppliers of capital goods</b>		
Total outstanding dues of micro enterprises and small enterprises	374.16	617.02
Total outstanding dues of creditors other than micro enterprises and small enterprises	1287.83	2968.28
	<b>1661.99</b>	<b>3585.30</b>
	<b>29505.80</b>	<b>35187.20</b>

### Trade payables ageing schedule

As at the end of 31st March, 2024

(₹ in Lakhs)

Particulars	Current but not due	Outstanding for following periods from due date of payment				Total
		Less than 1 year	1-2 years	2-3 years	More than 3 years	
Total outstanding dues of micro enterprises and small enterprises	785.36	-	-	-	-	785.36
Total outstanding dues of creditors other than micro enterprises and small enterprises	567.83	26455.09	29.17	3.25	3.11	27058.45
Disputed dues of micro enterprises and small enterprises	-	-	-	-	-	-
Disputed dues of creditors other than micro enterprises and small enterprises	-	-	-	-	-	-
<b>Total</b>	<b>1353.19</b>	<b>26455.09</b>	<b>29.17</b>	<b>3.25</b>	<b>3.11</b>	<b>27843.81</b>

As at the end of 31st March, 2023

(₹ in Lakhs)

Particulars	Current but not due	Outstanding for following periods from due date of payment				Total
		Less than 1 year	1-2 years	2-3 years	More than 3 years	
Total outstanding dues of micro enterprises and small enterprises	308.83	-	-	-	-	308.83
Total outstanding dues of creditors other than micro enterprises and small enterprises	1496.23	29763.05	28.48	4.28	1.03	31293.07
Disputed dues of micro enterprises and small enterprises	-	-	-	-	-	-
Disputed dues of creditors other than micro enterprises and small enterprises	-	-	-	-	-	-
<b>Total</b>	<b>1805.06</b>	<b>29763.05</b>	<b>28.48</b>	<b>4.28</b>	<b>1.03</b>	<b>31601.90</b>

### Other information

Details related to information required under section 22 of the Micro, Small and Medium Enterprises Development Act, 2006 has been given in note no. 37(5).

# Notes forming part of the consolidated financial statements

for the year ended 31st March, 2024

## Note No. : 25 - Other Current liabilities

(₹ in Lakhs)

Particulars	As at		As at	
	31st March, 2024		31st March, 2023	
Security deposits		276.26		-
Other advances				
Advances from customers		1318.36		488.18
Others				
Statutory liabilities	2853.61		2513.24	
Others	-	2853.61	126.66	2639.90
		<b>4448.23</b>		<b>3128.08</b>

## Note No. : 26 - Current tax liabilities (net)

(₹ in Lakhs)

Particulars	As at		As at	
	31st March, 2024		31st March, 2023	
Provision for taxation		11336.60		-
Less: Advance tax		10428.10		-
		<b>908.50</b>		<b>-</b>



# Notes forming part of the consolidated financial statements

for the year ended 31st March, 2024

## Note No. : 27 - Revenue from operations

(₹ in Lakhs)

Particulars	Year ended 31st March, 2024		Year ended 31st March, 2023	
Sale of goods				
Domestic sales				
Sugar	359976.91		325097.26	
Industrial alcohol	161700.68		113227.65	
Co-generated power	16166.81		10832.06	
Bagasse	11768.20		9924.71	
Distiller's dried grains with solubles	3960.80		168.22	
Others	5800.61	559374.01	7336.27	466586.17
		<b>559374.01</b>		<b>466586.17</b>

### Footnotes:

- Details relating to performance obligation in terms of Ind AS 115 - "Revenue from contracts with customers" has been given in note no. 37(11).
- Disaggregated revenue information have been given along with segment information in note no. 37(12)(d).

## Note No. : 28 - Other income

(₹ in Lakhs)

Particulars	Year ended 31st March, 2024		Year ended 31st March, 2023	
Interest income on financial assets carried at amortised cost				
Deposit with banks and others		21.41		83.53
Interest on income tax refund		192.14		-
Other non-operating income				
Gain on sale of highly liquid investments (treated as cash equivalent)	984.77		692.95	
Gain on sale of investments in mutual funds (treated as current investments)	50.32		282.15	
Fair value gain on investments in mutual funds (treated as current investments)	-		69.10	
Gain on deemed disposal of investment in an associate [Refer note no. 37(14)]	10592.48		-	
Insurance claims	621.34		597.67	
Liabilities no longer required written back	222.37		242.75	
Profit on sale/discard of property, plant and equipment (net)	2404.53		-	
Storage fund for molasses written back [Refer note no. 17 (v)]	117.15		33.44	
Miscellaneous *	2786.12	17779.08	4277.55	6195.61
		<b>17992.63</b>		<b>6279.14</b>
*Includes scrap sales		1873.98		3715.27

# Notes forming part of the consolidated financial statements

for the year ended 31st March, 2024

## Note No. : 29 - Cost of materials consumed

(₹ in Lakhs)

Particulars	Year ended 31st March, 2024	Year ended 31st March, 2023
Sugarcane and others	457983.28	341939.67
	<b>457983.28</b>	<b>341939.67</b>

## Note No. : 30 - Changes in inventories of finished goods, by-products and work-in-progress

(₹ in Lakhs)

Particulars	Year ended 31st March, 2024	Year ended 31st March, 2023
<b>Finished goods</b>		
Opening stock		
Sugar	169384.98	179478.98
Industrial alcohol	11546.96	1554.86
Banked power	243.74	246.11
Others	70.59	46.16
181246.27	46.16	181326.11
<b>Less : Closing stock</b>		
Sugar	231301.25	169384.98
Industrial alcohol	14059.36	11546.96
Banked power	258.57	243.74
Others	184.21	70.59
245803.39	70.59	181246.27
Less: Power used during trial run of capital projects	4.19	67.70
<b>(Increase)/Decrease (A)</b>	<b>(64561.31)</b>	<b>12.14</b>
<b>By-products</b>		
Opening stock	17956.48	17659.00
Less : Closing stock	19167.09	17956.48
Less: Bagasse used during trial run of capital projects	-	144.06
<b>(Increase)/Decrease (B)</b>	<b>(1210.61)</b>	<b>(441.54)</b>
<b>Work- in-progress</b>		
Opening stock		
Sugar and syrup	3127.58	2791.64
By-products	621.45	371.08
3749.03	371.08	3162.72
<b>Less : Closing stock</b>		
Sugar and syrup	3569.58	3127.58
By-products	697.51	621.45
4267.09	621.45	3749.03
<b>(Increase)/Decrease (C)</b>	<b>(518.06)</b>	<b>(586.31)</b>
<b>(Increase)/Decrease (D) = (A+B+C)</b>	<b>(66289.98)</b>	<b>(1015.71)</b>

# Notes forming part of the consolidated financial statements

for the year ended 31st March, 2024

## Note No. : 31 - Employee benefits expense

(₹ in Lakhs)

Particulars	Year ended 31st March, 2024	Year ended 31st March, 2023
Salaries and wages	33139.87	32148.54
Contribution to provident, gratuity and other funds	3890.14	3825.49
Share based payments to employees - equity settled [Refer note no. 37(4)(b)]	2396.04	-
Staff welfare expense	429.79	405.22
	<b>39855.84</b>	<b>36379.25</b>

## Note No. : 32 - Finance costs

(₹ in Lakhs)

Particulars	Year ended 31st March, 2024	Year ended 31st March, 2023
Interest		
On long-term borrowings [Refer note no. 37(8)]	3045.68	1689.02
On short-term borrowings	5213.06	3141.43
Others *	70.67	13.88
Other borrowing costs	33.21	20.35
	<b>8362.62</b>	<b>4864.68</b>
*Includes		
-interest on lease liabilities	6.96	7.58
-interest on late payment of statutory dues	0.06	0.11
-interest on shortfall in payment of advance tax	47.48	-

## Note No. : 33 - Depreciation and amortisation expense

(₹ in Lakhs)

Particulars	Year ended 31st March, 2024	Year ended 31st March, 2023
Depreciation of property, plant and equipment * [Refer note no. 4]	16600.30	12912.18
Amortisation of intangible assets [Refer note no. 5]	35.73	38.12
	<b>16636.03</b>	<b>12950.30</b>

\* Includes depreciation of right-of-use assets

# Notes forming part of the consolidated financial statements

for the year ended 31st March, 2024

## Note No. : 34 - Other expenses

(₹ in Lakhs)

Particulars	Year ended 31st March, 2024		Year ended 31st March, 2023	
Consumption of stores				
Process chemicals	5936.94		4999.66	
Others	322.73	6259.67	273.71	5273.37
Packing materials		4443.05		3539.05
Power and fuel		483.08		97.32
Rent		123.30		149.38
Repairs				
Buildings	1246.71		983.27	
Machinery	9008.01		7178.93	
Others	324.15	10578.87	261.90	8424.10
Insurance		1513.84		1292.13
Rates and taxes (excluding taxes on income)		3042.43		2621.87
Commission to non-executive directors		120.00		110.00
Directors' fees		56.80		36.95
Payments to auditors				
Statutory audit	61.00		55.65	
Limited reviews	20.70		17.87	
Certifications	3.44		3.96	
For reimbursement of expenses	1.23	86.37	-	77.48
Cost audit fees		4.80		4.00
Legal and Professional expenses		1289.70		1092.23
Freight and handling expenses		10554.43		6618.01
Brokerage and commission		583.16		445.87
Charity and donation		40.17		11.26
Expenditure on corporate social responsibility [Refer note no. 37(6)]		1291.28		1194.74
Travelling and Conveyance		1570.85		1200.33
Miscellaneous expenses		6713.08		4754.60
Loss on deemed disposal of investment in an associate		-		28.79
Loss on sale/discard of property, plant and equipment (net)		-		920.04
Sundry debit balances/advances written off		94.05		85.52
Transfer to storage fund for molasses [Refer note no. 17(v)]		62.14		66.95
Obsolete stores and spares written off		55.30		34.99
Provision for obsolescence /non-moving stores and spares		241.45		-
		<b>49207.82</b>		<b>38078.98</b>

# Notes forming part of the consolidated financial statements

for the year ended 31st March, 2024

## Note No. : 35 - Tax expense

### (a) Amounts recognised in profit or loss

(₹ in Lakhs)

Particulars	Year ended 31st March, 2024	Year ended 31st March, 2023
Current tax	11120.68	6941.72
Deferred tax [Refer note no. 23]	9652.58	5473.05
	<b>20773.26</b>	<b>12414.77</b>

### (b) Reconciliation of effective tax rate

(₹ in Lakhs)

Particulars		Year ended 31st March, 2024	Year ended 31st March, 2023
Profit before tax		74220.67	40831.47
Applicable tax rate		34.944%	34.944%
Computed tax expense	(A)	25935.67	14268.15
<b>Tax effect of:</b>			
Expenses not allowed for tax purpose		1181.62	370.59
Effect of tax deductions		(1572.48)	(1223.04)
Changes in recognised deductible temporary differences		(2168.45)	(1507.37)
MAT credit utilised/ (entitlement) for earlier years		(1065.33)	631.89
Share of profit in associate		(1537.77)	(125.45)
Net adjustments	(B)	(5162.41)	(1853.38)
Tax expense	C=(A+B)	20773.26	12414.77
Effective tax rate		27.99%	30.40%

## Note No. : 36 - Other comprehensive income

(₹ in Lakhs)

Particulars		Year ended 31st March, 2024	Year ended 31st March, 2023
<b>Items that will not be reclassified to profit or loss</b>			
Re-measurement of defined benefit plan	1235.78		(956.61)
Fair value changes on equity instruments through Other Comprehensive Income	12.05		-
Share of Other Comprehensive Income in associate, to the extent not to be reclassified into profit or loss	(6.84)	1240.99	(5.68)
Less: Income tax relating to items that will not be reclassified to profit or loss		(433.04)	335.60
		<b>807.95</b>	<b>(626.69)</b>

# Notes forming part of the consolidated financial statements

for the year ended 31st March, 2024

## Note No. : 37- Other disclosures

### 1. Contingent liabilities and commitments (to the extent not provided for)

#### (a) Contingent liabilities :

(₹ in Lakhs)

Sl. No.	Particulars	As at 31st March, 2024	As at 31st March, 2023
(i)	Claims against the Company not acknowledged as debt :		
-	Statutory dues - under appeal/ litigation (including interest and other claims)		
	Sales tax and entry tax	51.46	51.46
	Others	193.32	110.12
		<b>244.78</b>	<b>161.58</b>
-	Non-statutory dues - under appeal/ litigation	99.62	43.88
		<b>344.40</b>	<b>205.46</b>
(ii)	Claims for acquisition of 1.99 acres of land for the Distillery unit at Balrampur and compensation there against is under dispute as the matter is subjudice	Amount not ascertainable	Amount not ascertainable

#### Footnotes:

- The amounts shown in (i) above represent the best possible estimates based on the available information. The uncertainties and timing of the cash flows are dependent on the outcome of different legal processes which have been invoked by the Company or the claimants, as the case may be. Therefore, these amounts cannot be estimated accurately. The Company does not expect any reimbursement in respect of the above contingent liabilities.

In the opinion of the management, no provision is considered necessary for the disputes mentioned above on the ground that there are fair chances of successful outcome of the appeals/ litigations.

- Also refer note no.37(3)(d) for avilment of remission of taxes and levies pending final decision with the Hon'ble Supreme Court on the matter and note no.37(3)(e).

#### (b) Commitments :

#### Estimated amount of contracts remaining to be executed on capital account and not provided for

(₹ in Lakhs)

Sl. No.	Particulars	As at 31st March, 2024	As at 31st March, 2023
(i)	Estimated amount of contracts remaining to be executed on capital account and not provided for (Refer footnote below)	87679.67	9098.39
(ii)	Advance paid against above	555.59	828.87

#### Footnote:

The Board of Directors at its meeting held on 18th February, 2024 has approved an estimated investment of ₹200000.00 Lakhs to undertake the business of manufacturing Polylactic Acid (PLA).

Estimated amount of contracts remaining to be executed on the capital account, and not yet provided for, includes ₹83613.09 Lakhs (Previous year: ₹Nil) related to the aforesaid PLA business. Of this amount, contracts entered in foreign currency aggregates to ₹80032.89 Lakhs (Euro 889.20 Lakhs) (Previous year: ₹Nil, Euro Nil).

### 2. Disclosures as required by Ind AS 37 "Provisions, Contingent liabilities and Contingent assets":

#### (a) Provision for contingencies

- Provisions for contingencies represent provision towards various claims made/ anticipated in respect of litigation/ claims against the Company based on the management's assessment.

#### (ii) Movement in Provision for contingencies:

(₹ in Lakhs)

Particulars	As at 31st March, 2024	As at 31st March, 2023
As per last account	0.42	0.42
	<b>0.42</b>	<b>0.42</b>
- Current	0.42	0.42
- Non-current	-	-

It is not possible to estimate the timing or uncertainties related to the utilisation or reversal of the provision for contingencies. Future cash outflows will be determinable upon the resolution of appeals. The Company does not expect any reimbursement for this provision.



# Notes forming part of the consolidated financial statements

for the year ended 31st March, 2024

## Note No. : 37 - Other disclosures (Contd.)

### (b) Contingent assets

During the normal course of business, several unresolved claims are currently outstanding. The inflow of economic benefits in respect of such claims cannot be measured due to uncertainties that surround the related events and circumstances. Also refer note no.37(3)(a), 37(3)(b) and 37(3)(c) in this respect.

- 3 (a) The Hon'ble High Court at Allahabad, Lucknow Bench, vide its order dated 12th February, 2019 ("Order") had quashed the G.O. dated 4th June, 2007, vide which the Sugar Industry Promotion Policy 2004 ("SIPP") was withdrawn, and held that the petitioner companies were entitled to all the benefits for the entire period of the validity of SIPP. Consequent to this, the Company, in respect of its capital projects and expansions during the period from 2004 to 2008, is entitled to the capital subsidy, reimbursement of certain expenses, remission of certain taxes and levies under the provisions of the said policy.

The State Government of Uttar Pradesh and others have filed Special Leave Petitions challenging the said Order before the Hon'ble Supreme Court of India and the cases are pending for hearing as on 31st March, 2024.

Pending this, the Company's claim for reimbursement of ₹33654.94 Lakhs (Previous year: ₹33654.94 Lakhs) and capital subsidy of ₹13137.77 Lakhs (Previous year: ₹13137.77 Lakhs) pursuant to SIPP being contingent in nature, has not been recognised.

Next hearing date is scheduled for the last week of July 2024.

- (b) Uttar Pradesh Electricity Regulatory Commission vide notification dated 25th July, 2019 reduced the power purchase rates of bagasse-based power plants w.e.f. 1st April, 2019 and revenue in this respect has accordingly, been recognised at such reduced rates. The Uttar Pradesh Cogen Association has filed a writ petition challenging the reduction in power rates before the Hon'ble High Court at Allahabad, Lucknow bench, which is pending for final hearing.

- (c) Uttar Pradesh Excise Authorities had imposed payment of ₹20/- per quintal on molasses transferred, sold, or supplied for captive consumption w.e.f. 24th December, 2021 as "Regulatory Fee" under amended Section 8(4) of Uttar Pradesh Sheera Niyam, 1964. The Uttar Pradesh Sugar Mills Association and Others have filed a writ petition against the aforesaid levy before Lucknow Bench of Hon'ble High Court at Allahabad. The said Court vide its Interim Order dated 25th February, 2022 have deferred the realisation thereof pending final decision on the matter. However, the Company has continued to deposit the amount under protest and has expensed out the Regulatory Fees to the Statement of Profit and Loss.

- (d) In terms of SIPP, the Company availed remission of taxes and levies, namely, Entry Tax on Sugar, Trade Tax on Molasses and Cane Purchase Tax, Stamp duty and registration charges on purchase of land aggregating to ₹11278.45 Lakhs (Previous year: ₹11278.45 Lakhs) in earlier years. These remissions were availed pursuant to protection earlier provided by the Hon'ble High Court at Allahabad, which has been confirmed pursuant to the Order of the said Court as given in note no. 37(3)(a) above.

In the assessment of Entry Tax on Sugar and Trade Tax on Molasses relating to four sugar units, namely, Akbarpur, Mankapur, Kumbhi and Gularia aggregating to ₹6300.63 Lakhs (Previous year: ₹6300.63 Lakhs) has been assessed, though these units are also eligible for the remission under the SIPP. However, no demand has been raised and pursued against the Company in view of the protection by the Hon'ble High Court as aforesaid. Since these units are eligible for incentive under SIPP and no demand has yet been raised against the Company, the aforesaid amount of ₹6300.63 Lakhs (Previous year: ₹6300.63 Lakhs) has not been considered as contingent liability.

- (e) The Company has received demands for Income Tax for the Assessment Years 2017-2018 to 2021-2022 aggregating to ₹9611.53 Lakhs, for which necessary appeals have been filed before the Income Tax Authorities and the same are pending as on this date. Considering that the Company has favorable Order of Income Tax Appellate Tribunal on identical matter pending outcome of the appeals so filed and effect to be given thereof by the Assessing Authorities, no outflow of resources with respect to these demands are expected to arise. Accordingly, these have not been recognised and disclosed as contingent liabilities as on 31st March, 2024.

# Notes forming part of the consolidated financial statements

for the year ended 31st March, 2024

## Note No. : 37 - Other disclosures (Contd.)

- 4 (a) The Board of Directors at its meeting held on 9th November, 2022 approved the buy-back of equity shares not exceeding ₹14544.00 Lakhs ("Maximum Buy-back Size", excluding transaction costs and tax on buy-back) at a price not exceeding ₹360/- per Equity share ("Maximum Buy-back Price").

The buy-back, offered to the equity shareholders of the Company (other than the Promoters, the Promoter Group and Persons in Control of the Company) under the open market route through the stock exchanges, commenced on 16th November, 2022. The buy-back closed on 15th May, 2023 with no additional equity shares being bought back during the year ended 31st March, 2024.

During the year ended 31st March, 2024, the Company bought back and extinguished a total of Nil (Previous year: 2290755) equity shares at an aggregate consideration of ₹Nil (Previous year: ₹8185.14 Lakhs) (excluding transaction costs and tax on buy-back). Consequently, the equity share capital has been reduced by ₹Nil (Previous year: ₹22.91 Lakhs), and an amount equivalent to the face value of equity shares bought back has been transferred from Retained earnings to Capital redemption reserve. The differential amount of ₹Nil (Previous year: ₹8162.23 Lakhs) with respect to the aggregate consideration in excess of the face value of the equity shares bought back has been adjusted from Retained Earnings. Further, various costs incurred for the buy-back aggregating to ₹5.23 Lakhs (Previous year: ₹74.31 Lakhs) [net of tax of ₹2.81 Lakhs (Previous year: ₹39.92 Lakhs)], and the taxation on buy-back amounting to ₹Nil (Previous year: ₹1893.47 Lakhs), has also been adjusted from Retained earnings.

### (b) Employees Stock Appreciation Rights Plan 2023 ("ESAR 2023"/"the Plan")

BCML Employees Stock Appreciation Rights Plan 2023 ("ESAR 2023"/ "the Plan") of the Company was formulated by the Nomination & Remuneration Committee of the Board of Directors and approved by the Board of Directors of the Company at its meeting held on 21st March, 2023 and by the shareholders through Postal Ballot on 23rd April, 2023 in accordance with Section 62(1)(b) of the Companies Act, 2013 read with Regulation 6 of the Securities and Exchange Board of India (Share Based Employee Benefits and Sweat Equity) Regulations, 2021 prescribed by the Securities and Exchange Board of India.

The Plan is an Employee Share-based Payment Arrangement which has been implemented to incentivise employees, align their interests with those of the shareholders, and promote enhanced performance which is accounted for in accordance with Ind AS 102 "Share Based Payment".

#### (i) Brief Description of the Plan:

Under the Plan, the Company shall grant Employees Stock Appreciation Rights ("ESAR") to such employees who are in permanent employment of the Company within the meaning of the Plan, including any director, whether whole-time or otherwise (other than promoters of the Company, or member of the promoter group, independent directors and directors holding directly or indirectly more than 10% of the outstanding equity shares of the Company), entitling the employees eligible for ESAR to receive in aggregate not more than 4000000 equity shares of par value of ₹1/- each, based on such eligibility criteria and terms and conditions as may be decided by the Nomination & Remuneration Committee of the Board of Directors.

The Plan shall be superintended and administered by the Nomination & Remuneration Committee of the Board of Directors.

# Notes forming part of the consolidated financial statements

for the year ended 31st March, 2024

## Note No. : 37 - Other disclosures (Contd.)

### (ii) Description of ESAR that existed at any time during the year, including the general terms and conditions of each ESAR :

Sl. No.	Particulars	Details
(a)	Date of shareholders' approval	23rd April, 2023
(b)	Total number of equity shares approved under the Plan	4000000
(c)	Date of Grant	15th May, 2023
(d)	Total number of ESARs Granted	3273346
(e)	Vesting requirements	The ESARs vest over a minimum period of one year and a maximum period of four years from the date of grant, contingent on continued employment and other performance conditions as determined by the Nomination & Remuneration Committee.
(f)	Exercise period	The exercise period would commence from the date of vesting and will expire on completion of 4 (four) years from the date of respective vesting or such other shorter period as may be decided by the Nomination & Remuneration Committee from time to time.  The vested ESARs shall lapse in case of termination of employment due to misconduct or due to breach of Company policies or the terms of employment. Further, irrespective of employment status, the ESARs shall lapse if not exercised within the specified exercise period.
(g)	ESAR price	₹386.60
(h)	Maximum term of ESARs granted	ESARs shall vest in 4 years with equated vesting from the date of grant.
(i)	Source of shares (primary, secondary or combination)	The Plan contemplates issue of new fresh/primary shares by the Company and does not involve any secondary acquisition.
(j)	Method used to account for ESAR	Fair Value
(k)	Fair value at grant date	₹176.20
(l)	Variation in terms of ESARs	There were no modifications to the terms of Plan during the year ended 31st March, 2024.
(m)	Maximum number of ESARs to be issued per employee and in aggregate	The maximum number of ESARs that may be granted to any specific employee of the Company per employee and in aggregate under the ESAR 2023 shall not exceed 235500 in number per such Employee and in aggregate under ESAR 2023.
(n)	Other information	Each vested ESAR, upon exercise, shall entitle the ESAR grantee to receive appreciation in ESARs and such appreciation shall, subject to the terms of the Plan, be settled in equity shares of the Company. The total number of equity shares to be issued based on appreciation shall be calculated as per the following formula:  Number of Equity Shares to be allotted = [(Market Price on Exercise – ESAR Price) * No. of ESARs Exercised] / Market Price on Exercise  These equity shares shall be issued on valid exercise and receipt of the exercise price, which shall be the par value of the equity shares of the Company i.e., ₹1/- each. Fractional shares, if any, shall be settled in cash, taking into consideration the market price.

# Notes forming part of the consolidated financial statements

for the year ended 31st March, 2024

## Note No. : 37 - Other disclosures (Contd.)

### (iii) Expense recognised:

The total expense arising from the employee share-based payment arrangements aggregating to ₹2396.04 Lakhs (Previous year: ₹ Nil) have been recognised under "Share based payments to employees - equity settled" under note no. 31 - Employee benefits expense.

### (iv) ESAR movement during the year:

For year ended 31st March, 2024

Sl. No.	Particulars	Number of ESAR	Range of ESAR price (₹)	Weighted Average ESAR price (₹)	Weighted Average remaining life of ESARs
1)	ESARs outstanding at the beginning of the year	-		Not applicable	
2)	ESARs granted during the year	3273346	386.60	386.60	5.63
3)	ESARs forfeited during the year	56860	386.60	386.60	Not applicable
4)	ESARs lapsed during the year	-		Not applicable	
5)	ESARs vested during the year	-		Not applicable	
6)	ESARs exercised during the year	-		Not applicable	
7)	ESARs outstanding at the end of the year	3216486	386.60	386.60	5.63
8)	Number of ESARs exercisable at the end of the year	-		Not applicable	

No ESARs have been exercised under the Plan during the year. Since, the Plan has been introduced during year ended 31st March, 2024; therefore, details for the previous year ended 31st March, 2023 have been excluded from the above tables.

- (v) A description of the method and significant assumptions used during the year to estimate the fair value of ESARs including the following information:

#### The weighted-average values of :

Sl. No.	Particulars	Details
1)	ESAR price (₹)	386.60
2)	Exercise price (base price) (₹)	386.60
3)	Expected volatility (%)	47.75%
4)	Expected ESAR life (years)	4.50
5)	Expected dividend yield (%)	0.65%
6)	Risk-free interest rate (%)	6.87%

# Notes forming part of the consolidated financial statements

for the year ended 31st March, 2024

## Note No. : 37 - Other disclosures (Contd.)

### Assumptions

#### Risk-free rate of return:

The risk-free interest rate being considered for the calculation is the interest rate applicable for a maturity equal to the expected life of the ESARs based on the zero-coupon yield curve for Government Securities.

While calculating the interest rate used as a benchmark (known as the risk-free interest rate) is chosen based on government securities. Specifically, this interest rate corresponds to a zero-coupon yield curve, which represents the yields on government securities that do not pay periodic interest and mature at the end of their term. The maturity period chosen for this interest rate matches the expected duration that the ESARs will be held before they are exercised or expire.

A zero-coupon yield curve shows the yields of zero-coupon bonds (bonds that do not make periodic interest payments) across different maturities. The curve reflects the interest rates that an investor would earn if they bought a zero-coupon bond today and held it until its maturity date.

#### Expected dividend yield:

Expected dividend yield has been calculated as :

Dividend paid divided by market price as on the date of grant.

#### The method used and the assumptions made to incorporate the effects of expected early exercise:

Not Applicable

#### Basis of determination of expected volatility, including an explanation of the extent to which expected volatility was based on historical volatility:

The expected price volatility is determined using annualised standard deviation (a measure of volatility used in Black-Scholes-Merton option pricing) and the historic volatility based on remaining life of the ESARs.

#### Other features of the ESARs granted which were incorporated into the measurement of fair value, such as a market condition:

NIL

- (vi) ESARs granted to Senior managerial personnel as defined under Regulation 16(d) of the Securities and Exchange Board of India (Listing Obligations and Disclosure Requirements) Regulations, 2015 during the year.  
1732896 (Previous year: Not applicable)
- (vii) Any other employee who receives a grant in any one year of ESAR amounting to 5% or more of ESAR granted during the year  
Nil (Previous year: Not applicable)
- (viii) Identified employees who were granted ESAR, during any one year, equal to or exceeding 1% of the issued capital (excluding outstanding warrants and conversions) of the company at the time of grant  
Nil (Previous year: Not applicable)

# Notes forming part of the consolidated financial statements

for the year ended 31st March, 2024

## Note No. : 37 - Other disclosures (Contd.)

5. Based on the information/documents available with the Company, information as per the requirement of section 22 of the Micro, Small and Medium Enterprises Development Act, 2006 with respect to trade payables and payable to suppliers of capital goods are as follows:

### As at 31st March, 2024:

(₹ in Lakhs)

Sl. No.	Description	Trade payables	Payable to suppliers of capital goods	Total
(i)	The principal amount remaining unpaid to suppliers as at the end of accounting year *	785.36	374.16	1159.52
(ii)	The interest due thereon remaining unpaid to suppliers as at the end of accounting year	-	-	-
(iii)	The amount of interest paid by the Company in terms of section 16 of the Micro, Small and Medium Enterprises Development Act, 2006, along with the amount of payment made to the suppliers beyond the appointed day during the year	-	-	-
(iv)	The amount of interest due and payable for the period of delay in making payment (which have been paid but beyond the appointed day during the year) but without adding the interest specified under the Micro, Small and Medium Enterprises Development Act, 2006	-	-	-
(v)	The amount of interest accrued during the year and remaining unpaid at the end of the accounting year	-	-	-
(vi)	The amount of further interest remaining due and payable even in the succeeding years, until such date when the interest dues as above are actually paid to the small enterprise, for the purpose of disallowance of a deductible expenditure under section 23 of the Micro, Small and Medium Enterprises Development Act, 2006	-	-	-

\*Included in the line item "Total outstanding dues of micro enterprises and small enterprises" under note no. 24.

### As at 31st March, 2023:

(₹ in Lakhs)

Sl. No.	Description	Trade payables	Payable to suppliers of capital goods	Total
(i)	The principal amount remaining unpaid to suppliers as at the end of accounting year *	308.83	617.02	925.85
(ii)	The interest due thereon remaining unpaid to suppliers as at the end of accounting year	-	-	-
(iii)	The amount of interest paid by the Company in terms of section 16 of the Micro, Small and Medium Enterprises Development Act, 2006, along with the amount of payment made to the suppliers beyond the appointed day during the year	0.85	0.11	0.96
(iv)	The amount of interest due and payable for the period of delay in making payment (which have been paid but beyond the appointed day during the year) but without adding the interest specified under the Micro, Small and Medium Enterprises Development Act, 2006	-	-	-
(v)	The amount of interest accrued during the year and remaining unpaid at the end of the accounting year	-	-	-
(vi)	The amount of further interest remaining due and payable even in the succeeding years, until such date when the interest dues as above are actually paid to the small enterprise, for the purpose of disallowance of a deductible expenditure under section 23 of the Micro, Small and Medium Enterprises Development Act, 2006	-	-	-

\*Included in the line item "Total outstanding dues of micro enterprises and small enterprises" under note no. 24.



# Notes forming part of the consolidated financial statements

for the year ended 31st March, 2024

## Note No. : 37 - Other disclosures (Contd.)

### 6. Expenditure on Corporate Social Responsibility (CSR) activities :

#### (a) Details of CSR expenditure:

(₹ in Lakhs)

Sl. No.	Particulars	Year ended 31st March, 2024	Year ended 31st March, 2023
(i)	Gross amount required to be spent by the Company during the year	1030.06	1132.94
(ii)	Amount spent during the year towards its CSR obligations	1291.28	1194.74
	Break-up of amount spent		
a)	Construction/acquisition of any asset		
	- in cash	3.85	14.35
	- yet to be paid in cash	-	-
b)	On purposes other than (a) above		
	- in cash	1287.43	1180.39
	- yet to be paid in cash	-	-
(iii)	Carry forward from previous year adjusted to meet current year's spending requirements	147.32	85.52
(iv)	Unspent amount during the year	-	-
(v)	Reason for shortfall	Not applicable	Not applicable
(vi)	Details of related party transactions	Nil	Nil

#### (b) Nature of CSR activities

The CSR activities of the Company are aimed at bringing social and economic change to the underprivileged sections of the society in an equitable and sustainable manner and to contribute for the skill development as means of livelihood for the weaker sections of the society. The initiatives include supporting livelihood enhancement and poverty reduction, promoting education including skill development for the empowerment of women and others, improving healthcare, sanitation and making available safe drinking water, promoting sports, advancing rural development, and supporting environmental sustainability and climate change mitigation efforts.

#### (c) Details of excess amount spent

(₹ in Lakhs)

Particulars	Year ended 31st March, 2024	Year ended 31st March, 2023
Opening balance	147.32	85.52
Amount required to be spent during the year	1030.06	1132.94
Amount spent during the year	1291.28	1194.74
<b>Closing balance</b>	<b>408.54</b>	<b>147.32</b>
- To be carried forward for next year	408.54	147.32
- Not to be carried forward for next year	-	-

(d) There are no ongoing projects under CSR which will require future cashflows.

# Notes forming part of the consolidated financial statements

for the year ended 31st March, 2024

## Note No. : 37 - Other disclosures (Contd.)

### 7. Earnings per share:

Sl. No.	Particulars		Year ended 31st March, 2024	Year ended 31st March, 2023
(i)	Amount used as the numerator			
	Profit after tax (₹ in Lakhs)	(A)	53447.41	28416.70
(ii)	Weighted average number of equity shares outstanding used as the denominator for computing Basic Earnings per share	(B)	201749245	203890016
(iii)	Add: Weighted average number of dilutive potential equity shares on account of Employees Stock Appreciation Rights *		-	Not applicable
(iv)	Weighted average number of equity shares outstanding used as the denominator for computing Diluted Earnings per share	(C)	201749245	203890016
(v)	Par value of equity shares (₹)		1.00	1.00
(vi)	Basic Earnings per share (₹)	(A/B)	26.49	13.94
(vii)	Diluted Earnings per share (₹)	(A/C)	26.49	13.94

\* Employee Stock Appreciation Rights (ESAR) granted during the year did not result in any potential dilutive equity shares.

8. The Company is eligible to receive various financial assistance from government. The Company has recognised the eligible government grants in the following manner:

(₹ in Lakhs)

Sl. No.	Particulars	Treatment in Accounts	Year ended 31st March, 2024	Year ended 31st March, 2023
<b>Grants related to income</b>				
(a)	<b>Revenue related Government grants:</b>			
	Interest on term loans (Refer footnote (i) below)	Deducted from "interest expense on long-term borrowings" under Finance costs	1576.26	954.47
		Deducted from "interest expense on long-term borrowings capitalised" [Refer note no. 4A]	-	216.59
			<b>1576.26</b>	<b>1171.06</b>
(b)	<b>Amortisation of Government grants:</b>			
	Government grant relating to interest on term loans (Refer footnote (ii) below)	Deducted from "interest expense on long-term borrowings" under Finance costs	215.64	495.13
			<b>215.64</b>	<b>495.13</b>
			<b>1791.90</b>	<b>1666.19</b>

#### Footnotes:

- (i) Notification No. S.O. 3523 (E) dated 19th July, 2018, and subsequent notifications, were issued from time to time by the Central Government for the purpose of extending financial assistance to sugar mills to enhance and augment ethanol production capacity. This initiative aims to increase ethanol production and its supply under the Ethanol Blended with Petrol (EBP) Programme, thereby improving the liquidity position of sugar mills, enabling them to clear cane price arrears owed to farmers. Under this scheme, interest subvention at a rate of 6% per annum or 50% of the interest rate charged by banks (whichever is lower) will be borne by the Central Government for a tenure of 5 years from the date of loan disbursement.

Under the said scheme, HDFC and ICICI disbursed rupee term loan aggregating to ₹8024.00 Lakhs and ₹5000.00 Lakhs respectively, during the year ended 31st March, 2020 which was utilised for setting up of 160 KLPD distillery at Gularia unit.

Up to 31st March, 2024, SBI disbursed rupee term loans aggregating ₹22000.00 Lakhs, which is an increase of ₹3000.00 Lakhs from ₹19000.00 Lakhs disbursed during the year ended 31st March, 2023. HDFC disbursed rupee term loans aggregating to ₹13600.00 Lakhs during the year ended 31st March, 2023. The funds from SBI were utilised to set up a 320 KLPD distillery at the Maizapur unit, while the funds from HDFC facilitated the expansion of the distillery unit at Balrampur, adding an additional distillation capacity of 170 KLPD.

Accordingly, ₹1576.26 Lakhs (Previous year: ₹954.47 Lakhs) has been adjusted with interest on long-term borrowings for the year ended 31st March, 2024. Further, a sum of ₹Nil (Previous year: ₹216.59 Lakhs) has been adjusted with interest on long-term borrowings capitalised.

# Notes forming part of the consolidated financial statements

for the year ended 31st March, 2024

## Note No. : 37 - Other disclosures (Contd.)

- (ii) The Government of Uttar Pradesh vide its Order No. - 12/2018/1698/46-3-18-3 (36-A)/2018 dated 28th September, 2018 notified a scheme for assistance to sugar mills under the Scheme for Extending Financial Assistance to Sugar Undertakings, 2018 of Uttar Pradesh Government, for the purpose of clearance of sugarcane price for sugar season 2016-17 and 2017-18 as per the State Advised Price of sugarcane fixed by the State Government.

Under the said scheme, during the year ended 31st March, 2019, the State Government extended Rupee term loan to the Company through ICICI @ 5% p.a. interest for a period of 5 years aggregating to ₹36508.11 Lakhs which was utilised for clearance of sugarcane price as per the said scheme.

Pursuant to the requirements of Ind AS 20 – “Accounting for Government Grants and Disclosure of Government Assistance” and Ind AS 109 – “Financial Instruments”, ₹4051.19 Lakhs was accounted for during the year ended 31st March, 2019 and included under note no. 21 - “Deferred income”.

Accordingly, proportionate income amounting to ₹215.64 Lakhs and ₹495.13 Lakhs has been adjusted with interest on long-term borrowings for the year ended 31st March, 2024 and 31st March, 2023 respectively.

## 9. Employee benefits :

As per Ind AS - 19 “Employee benefits”, the disclosures of Employee benefits are as follows:

### Defined contribution plan :

The contributions to defined contribution plan, recognised as expense in the Consolidated Statement of Profit and Loss are as under :

(₹ in Lakhs)

Defined contribution plan	Year ended 31st March, 2024	Year ended 31st March, 2023
Contribution to provident fund (including pension)	2652.88	2728.46
Contribution to National Pension Scheme	127.60	74.39

### Gratuity

The gratuity plan is governed by the Payment of Gratuity Act, 1972. Under the said Act, an employee who has completed five years of continuous service is entitled to the gratuity. The gratuity plan provides a lumpsum payment to employees at retirement, death, incapacitation or termination of employment. The level of benefits depends on the member's length of service and salary at the time of cessation of the employment contract with the Company.

The Company contributes ascertained liabilities towards gratuity to a trust managed by the Board of Trustees, who are responsible for its administration and the definition of the investment strategy. Each year, the Board of Trustees reviews the asset-liability matching strategy and the investment risk management policy. The Board of Trustees decides on its contribution based on the results of this annual review.

The following tables summarises the components of net benefit expense recognised in the Consolidated Statement of Profit and Loss, the funded status and amounts recognised in the Consolidated Balance sheet for the said plan:

### (a) Details of funded post retirement plans are as follows :

(₹ in Lakhs, unless stated otherwise)

Sl. No.	Particulars	Year ended 31st March, 2024	Year ended 31st March, 2023
I.	Expenses recognised in the Consolidated profit or loss:		
1	Current service cost	955.95	870.47
2	Net interest on the net defined benefit liability/asset	(5.96)	(9.83)
3	Expense recognised in the Consolidated profit or loss	949.99	860.64
II.	Consolidated Other comprehensive income :		
1	Actuarial (gain)/ loss arising from:		
	- changes in financial assumptions	200.03	(201.92)
	- changes in experience adjustments	(577.29)	740.37
2	(Returns)/ loss on plan assets	(858.52)	418.16
3	Components of defined benefit costs recognised in Consolidated Other comprehensive income	(1235.78)	956.61

# Notes forming part of the consolidated financial statements

for the year ended 31st March, 2024

## Note No. : 37 - Other disclosures (Contd.)

(₹ in Lakhs, unless stated otherwise)

Sl. No.	Particulars	Year ended 31st March, 2024	Year ended 31st March, 2023
<b>III.</b>	<b>Change in present value of defined benefit obligation :</b>		
1	Present value of defined benefit obligation at the beginning of the year	11680.90	10202.67
2	Interest expense	814.74	692.39
3	Current service cost	955.95	870.47
4	Benefits paid	729.99	623.08
5	Actuarial (gain)/ loss arising from:		
	- changes in financial assumptions	200.03	(201.92)
	- changes in experience adjustments	(577.29)	740.37
6	Present value of defined benefit obligation at the end of the year	12344.34	11680.90
<b>IV.</b>	<b>Change in fair value of plan assets during the year :</b>		
1	Fair value of plan assets at the beginning of the year	11563.65	10083.84
2	Interest income	820.70	702.22
3	Employers' contributions	517.25	1818.83
4	Benefits paid	729.99	623.08
5	Re-measurement (Returns on plan assets excluding amounts included in interest income)	(858.52)	418.16
6	Fair value of plan assets at the end of the year	13030.13	11563.65
<b>V.</b>	<b>Net asset / (liability) recognised in the Consolidated Balance sheet as at the year end:</b>		
1	Present value of defined benefit obligation	12344.34	11680.90
2	Fair value of plan assets	13030.13	11563.65
3	Funded status [Surplus/(deficit)]	685.79	(117.25)
4	Net Asset / (liability) recognised in the Consolidated Balance sheet	685.79	(117.25)
	- Current *	-	(117.25)
	- Non-current	685.79	-
	* paid subsequently after the balance sheet date		
<b>VI.</b>	<b>Actuarial assumptions :</b>		
1	Discount rate (per annum) (in %)	7.00%	7.20%
2	Expected return on plan assets (per annum) (in %)	7.00%	7.20%
3	Expected rate of salary increase (in %)	7.00%	7.00%
4	Retirement/superannuation age (in years)	60	60
5	Mortality rates	IALM 2006-2008 Ultimate	IALM 2006-2008 Ultimate
<b>VII.</b>	<b>Major category of plan assets as a % of the total plan assets as at the year end :</b>		
1	Administered by insurance companies (in %)	99.99%	99.98%
2	Others (Cash and cash equivalents) (in %)	0.01%	0.02%

# Notes forming part of the consolidated financial statements

for the year ended 31st March, 2024

## Note No. : 37 - Other disclosures (Contd.)

(₹ in Lakhs, unless stated otherwise)

Sl. No.	Particulars	Year ended 31st March, 2024	Year ended 31st March, 2023
VIII.	<b>Maturity profile :</b>		
	Expected cash flows (valued on undiscounted basis):		
	Within the next 12 months	435.16	567.71
	Between 2 and 5 years	4147.60	4213.66
	Between 5 and 10 years	5673.49	8375.99
	<b>Total expected payments</b>	<b>10256.25</b>	<b>13157.36</b>
	The average duration of the defined benefit plan obligation at the end of the balance sheet date (in years)	9	9
IX.	<b>Sensitivity analysis on present value of defined benefit obligations:</b>		
	Discount rate		
	1.00% increase	(948.72)	(930.61)
	1.00% decrease	1086.80	1068.84
	Expected rate of salary increase		
	1.00% increase	1076.36	1060.68
	1.00% decrease	(957.34)	(940.69)

The sensitivity analysis above has been determined based on a method that extrapolates the impact on defined benefit obligation as a result of reasonable changes in key assumptions occurring as at the balance sheet date.

All sensitivities are calculated using the same actuarial method as for the disclosed present value of the defined benefits obligation at year end.

### X. The history of funded post retirement plans are as follows :

(₹ in Lakhs)

Particulars	As at 31st March, 2024	As at 31st March, 2023	As at 31st March, 2022	As at 31st March, 2021	As at 31st March, 2020
Present value of defined benefit obligation	12344.34	11680.90	10202.67	8842.17	7437.56
Fair value of plan assets	13030.13	11563.65	10083.84	8800.50	5853.44
(Surplus)/ Deficit	(685.79)	117.25	118.83	41.67	1584.12

### (b) Details of other long term benefits are as follows:

(₹ in Lakhs, unless stated otherwise)

Sl. No.	Particulars	Compensated absences (Leave encashment) (Unfunded)	
		Year ended 31st March, 2024	Year ended 31st March, 2023
I.	<b>Components of employer expense :</b>		
1	Current service cost	70.38	72.92
2	Interest cost	75.03	66.03
3	Actuarial (gain)/ loss recognised in the year	18.99	80.57
4	Expense recognised in the Consolidated Statement of Profit and Loss	164.40	219.52
II.	<b>Change in present value of obligation :</b>		
1	Present value of obligation at the beginning of the year	1111.77	994.45
2	Interest cost	75.03	66.03
3	Current service cost	70.38	72.92
4	Benefits paid	139.40	102.20
5	Actuarial (gain)/ loss recognised in the year	18.99	80.57
6	Present value of obligation at the end of the year	1136.77	1111.77

# Notes forming part of the consolidated financial statements

for the year ended 31st March, 2024

## Note No. : 37 - Other disclosures (Contd.)

(₹ in Lakhs, unless stated otherwise)

Sl. No.	Particulars	Compensated absences (Leave encashment) (Unfunded)	
		Year ended 31st March, 2024	Year ended 31st March, 2023
III.	Net asset / (liability) recognised in the Consolidated Balance sheet as at the year end:		
1	Present value of defined benefit obligation	1136.77	1111.77
2	Fair value of plan assets	-	-
3	Funded status [Surplus/(deficit)]	(1136.77)	(1111.77)
4	Net Asset/ (liability) recognised in the Consolidated Balance Sheet *	(1136.77)	(1111.77)
	* excludes leave liability towards leave days above the maximum accumulation limit encashable once a year	572.62	581.10
IV.	Actuarial assumptions :		
1	Discount rate (per annum) (in %)	7.00%	7.20%
2	Expected rate of salary increase (in %)	7.00%	7.00%
3	Retirement/ superannuation age (in years)	60	60
4	Mortality rates	IALM 2006-2008 Ultimate	IALM 2006-2008 Ultimate
V.	Maturity profile :		
	Expected cash flows (valued on undiscounted basis)		
	Within the next 12 months	30.94	42.19
	Between 2 and 5 years	261.99	303.12
	Between 5 and 10 years	436.47	594.23
	<b>Total expected payments</b>	<b>729.40</b>	<b>939.54</b>

### (c) Risks related to defined benefit plans:

The major risks to which the Company is exposed in relation to defined benefit plans are:

#### (i) Interest rate risk:

The defined benefit obligation is calculated using a discount rate based on government bonds. If bond yields fall, the defined benefit obligation will tend to increase.

#### (ii) Salary inflation risk:

Higher than expected increases in salary will increase the defined benefit obligation.

#### (iii) Demographic risk:

This is the risk of variability of results due to unsystematic nature of decrements that include mortality, withdrawal, disability and retirement. The effect of these decrements on the defined benefit obligation is not straight forward and depends upon the combination of salary increase, discount rate and vesting criteria.

### (d) Asset - liability management and funding arrangements :

The trustees are responsible for determining the investment strategy of plan assets. The overall investment policy and strategy for Company's funded defined benefit plan is guided by the objective of achieving an investment return which, together with the contribution paid, is sufficient to maintain reasonable control over various funding risks of the plan.

### (e) Other disclosures :

The gratuity and provident fund expenses have been recognised under "Contribution to provident, gratuity and other funds" and compensated absences (leave encashment) has been clubbed with "Salaries and wages" under note no. 31 - Employee benefits expense.



# Notes forming part of the consolidated financial statements

for the year ended 31st March, 2024

## Note No. : 37 - Other disclosures (Contd.)

### 10. Related party disclosures :

As per Ind AS - 24 "Related Party Disclosures", the Related party disclosures are as follows:

#### (a) Name of the related parties and description of relationship with whom transactions have taken place :

- |   |  |
|---|--|
| (i) Associate Company :<br>(Significant influence can be exercised)                         | Auxilo Finserve Private Limited (AFPL)   |
| (ii) Key Management Personnel<br>(KMP):   | <ol style="list-style-type: none"><li>1. Mr. Vivek Saraogi - Chairman and Managing Director</li><li>2. Mr. Praveen Gupta - Whole-time Director (w.e.f. 1st July, 2022)</li><li>3. Ms. Avantika Saraogi - Executive Director (w.e.f. 1st January, 2024)</li><li>4. Ms. Veena Hingarh - Independent Director</li><li>5. Ms. Mamta Binani - Independent Director</li><li>6. Dr. Indu Bhushan - Independent Director (w.e.f. 17th July, 2023)</li><li>7. Mr. Chandra Kishore Mishra - Independent Director (w.e.f. 17th May, 2024)</li><li>8. Mr. Dinesh Kumar Mittal - Independent Director (upto 31st March, 2024)</li><li>9. Mr. Krishnava Dutt - Independent Director (upto 31st March, 2024)</li><li>10. Mr. Naresh Dayal - Non-Executive Non-Independent Director (upto 31st March, 2024)</li><li>11. Dr. Arvind Krishna Saxena - Whole-time Director (Upto 31st July, 2022)</li></ol> |
| (iii) Other related parties:  |  |
| ▪ Close members of family of KMP :  |  |
| Mr. Vivek Saraogi   | <ol style="list-style-type: none"><li>1. Ms. Sumedha Saraogi - Wife</li><li>2. Ms. Avantika Saraogi - Daughter</li><li>3. Ms. Stuti Dhanuka - Sister</li></ol>   |
| Ms. Avantika Saraogi  | <ol style="list-style-type: none"><li>1. Mr. Vivek Saraogi - Father</li><li>2. Ms. Sumedha Saraogi - Mother</li></ol>  |
| Mr. Praveen Gupta   | <ol style="list-style-type: none"><li>1. Ms. Nita Gupta - Wife</li><li>2. Mr. Apurv Gupta - Son</li></ol>  |
| ▪ Entities over which KMP and/ or close members of family of KMP have significant influence |  |
| Mr. Vivek Saraogi   | <ol style="list-style-type: none"><li>1. Meenakshi Mercantiles Ltd.</li><li>2. Udaipur Cotton Mills Co. Ltd.</li><li>3. Ganna Agro Pvt. Ltd.</li><li>4. Novel Suppliers Pvt. Ltd.</li><li>5. Maharajganj Agro Industries Pvt. Ltd.</li><li>6. Vivek Saraogi (HUF)</li></ol>  |
| Ms. Avantika Saraogi  | <ol style="list-style-type: none"><li>1. Ganna Agro Pvt. Ltd.</li><li>2. Novel Suppliers Pvt. Ltd.</li><li>3. Maharajganj Agro Industries Pvt. Ltd.</li><li>4. Vivek Saraogi (HUF)</li></ol>   |
| ▪ Post employment benefit plan  | The Balrampur Sugar Company Limited Employees Gratuity Fund  |

# Notes forming part of the consolidated financial statements

for the year ended 31st March, 2024

## Note No. : 37 - Other disclosures (Contd.)

### (b) Transactions with Related parties :

(₹ in Lakhs)

Sl. No.	Nature of transaction / Name of the related party	Associate	Key Management Personnel (KMP)	Other related parties	Total
(i)	<b>Investment in equity instruments</b>				
	Auxilo Finserve Private Limited	- (1749.64)	- (-)	- (-)	- (1749.64)
(ii)	<b>Remuneration of KMP</b>				
	Mr. Vivek Saraogi	- (-)	883.10 (701.13)	- (-)	883.10 (701.13)
	Ms. Avantika Saraogi (w.e.f. 1st January, 2024)	- (-)	13.20 (-)	- (-)	13.20 (-)
	Mr. Praveen Gupta	- (-)	96.17 (70.43)	- (-)	96.17 (70.43)
	Dr. Arvind Krishna Saxena	- (-)	- (14.68)	- (-)	- (14.68)
(iii)	<b>Commission to non-executive directors</b>				
	Ms. Veena Hingarh	- (-)	16.93 (17.60)	- (-)	16.93 (17.60)
	Ms. Mamta Binani	- (-)	16.93 (17.60)	- (-)	16.93 (17.60)
	Dr. Indu Bhushan	- (-)	11.35 (-)	- (-)	11.35 (-)
	Mr. Dinesh Kumar Mittal	- (-)	32.53 (31.90)	- (-)	32.53 (31.90)
	Mr. Krishnava Dutt	- (-)	20.53 (20.90)	- (-)	20.53 (20.90)
	Mr. Naresh Dayal	- (-)	21.73 (22.00)	- (-)	21.73 (22.00)
(iv)	<b>Sitting fees</b>				
	Ms. Veena Hingarh	- (-)	9.50 (6.45)	- (-)	9.50 (6.45)
	Ms. Mamta Binani	- (-)	13.10 (7.95)	- (-)	13.10 (7.95)
	Dr. Indu Bhushan	- (-)	3.60 (-)	- (-)	3.60 (-)
	Mr. Dinesh Kumar Mittal	- (-)	11.10 (7.80)	- (-)	11.10 (7.80)
	Mr. Krishnava Dutt	- (-)	8.10 (6.75)	- (-)	8.10 (6.75)
	Mr. Naresh Dayal	- (-)	11.40 (8.00)	- (-)	11.40 (8.00)
(v)	<b>Rendering of services</b>				
	Ms. Avantika Saraogi (upto 31st December, 2023)	- (-)	- (-)	27.00 (36.00)	27.00 (36.00)

# Notes forming part of the consolidated financial statements

for the year ended 31st March, 2024

## Note No. : 37 - Other disclosures (Contd.)

(₹ in Lakhs)

Sl. No.	Nature of transaction / Name of the related party	Associate	Key Management Personnel (KMP)	Other related parties	Total
(vi)	<b>Purchase of property, plant and equipment</b>				
	Meenakshi Mercantiles Ltd.	-	-	129.56	129.56
		(-)	(-)	(-)	(-)
	Udaipur Cotton Mills Co. Ltd.	-	-	225.59	225.59
		(-)	(-)	(-)	(-)
	Maharajganj Agro Industries Pvt. Ltd.	-	-	96.25	96.25
		(-)	(-)	(-)	(-)
	Ganna Agro Pvt. Ltd.	-	-	-	-
		(-)	(-)	(110.05)	(110.05)
(vii)	<b>(Income)/ Expenses relating to employees defined benefit plan</b>				
	The Balrampur Sugar Company Limited Employees Gratuity Fund	-	-	(285.79)	(285.79)
		(-)	(-)	(1817.25)	(1817.25)
(viii)	<b>Interim dividend paid to equity shareholders (gross)</b>				
	Mr. Vivek Saraogi	-	1734.75	-	1734.75
		(-)	(1028.96)	(-)	(1028.96)
	Mr. Dinesh Kumar Mittal	-	0.09	-	0.09
		(-)	(0.04)	(-)	(0.04)
	Ms. Sumedha Saraogi	-	-	161.30	161.30
		(-)	(-)	(551.08)	(551.08)
	Ms. Avantika Saraogi*	-	-	95.61	95.61
		(-)	(-)	(79.68)	(79.68)
	Ms. Stuti Dhanuka	-	-	128.54	128.54
		(-)	(-)	(107.11)	(107.11)
	Meenakshi Mercantiles Ltd.	-	-	194.53	194.53
		(-)	(-)	(162.11)	(162.11)
	Udaipur Cotton Mills Co. Ltd.	-	-	170.68	170.68
		(-)	(-)	(142.24)	(142.24)
	Novel Suppliers Pvt. Ltd.	-	-	106.54	106.54
		(-)	(-)	(88.79)	(88.79)
	Vivek Saraogi (HUF)	-	-	4.42	4.42
		(-)	(-)	(3.69)	(3.69)
	Ms. Nita Gupta	-	-	0.01	0.01
		(-)	(-)	(0.01)	(0.01)
	Mr. Apurv Gupta	-	-	- **	- **
		(-)	(-)	(-)**	(-)**
(ix)	<b>Balance outstanding</b>				
(a)	<b>Investments in associate accounted for using the equity method</b>				
	Investment in equity instruments	33329.90	-	-	33329.90
		(20134.62)	(-)	(-)	(20134.62)

# Notes forming part of the consolidated financial statements

for the year ended 31st March, 2024

## Note No. : 37 - Other disclosures (Contd.)

(₹ in Lakhs)

Sl. No.	Nature of transaction / Name of the related party	Associate	Key Management Personnel (KMP)	Other related parties	Total
(b)	<b>Payables</b>				
	Performance linked incentive payable	-	438.00	-	438.00
		(-)	(296.00)	(-)	(296.00)
	Commission (net of TDS)	-	108.00	-	108.00
		(-)	(99.00)	(-)	(99.00)
	Employees defined benefit plan	-	-	-	-
		(-)	(-)	(117.25)	(117.25)
(c)	<b>Receivables/adjustable</b>				
	Employees defined benefit plan	-	-	685.79	685.79
		(-)	(-)	(-)	(-)

\* Considered under other related parties since the dividend was paid before becoming a KMP.

\*\* Shown as Nil due to rounding off.

### Footnote:

Figures in bracket pertains to previous year.

## (c) Details of remuneration paid/ payable to KMP:

(₹ in Lakhs)

Particulars	Year ended 31st March, 2024					Year ended 31st March, 2023				
	Mr. Vivek Saraogi	Ms. Avantika Saraogi	Mr. Praveen Gupta	Other Directors	Total	Mr. Vivek Saraogi	Mr. Praveen Gupta	Dr. Arvind Krishna Saxena	Other Directors	Total
<b>Short-term benefits</b>										
- Salary	396.00	12.41	75.10	-	483.51	360.00	63.82	12.26	-	436.08
- Sitting fees	-	-	-	56.80	56.80	-	-	-	36.95	36.95
- Performance linked incentive/ Commission	438.00	-	15.81	120.00	573.81	296.00	-	-	110.00	406.00
- Perquisites	1.58	-	0.40	-	1.98	1.93	3.03	1.39	-	6.35
	<b>835.58</b>	<b>12.41</b>	<b>91.31</b>	<b>176.80</b>	<b>1116.10</b>	<b>657.93</b>	<b>66.85</b>	<b>13.65</b>	<b>146.95</b>	<b>885.38</b>
Contribution to provident fund (including pension)	47.52	0.79	4.86	-	53.17	43.20	3.58	1.03	-	47.81
	<b>883.10</b>	<b>13.20</b>	<b>96.17</b>	<b>176.80</b>	<b>1169.27</b>	<b>701.13</b>	<b>70.43</b>	<b>14.68</b>	<b>146.95</b>	<b>933.19</b>

### Footnotes:

- The above remuneration does not include provisions for gratuity and compensated absences (leave encashment), which are determined for the Company as a whole.
- Remuneration to Dr. Arvind Krishna Saxena excludes gratuity payment amounting to ₹24.81 Lakhs pursuant to settlement during the year ended 31st March, 2023 which was reimbursed by The Balrampur Sugar Company Limited Employees Gratuity Fund.
- Mr. Praveen Gupta was granted 117284 ESARs pursuant to ESAR Scheme [Refer note no. 37(4)(b)]. The above remuneration does not include impact arising on its accounting of ESAR which are determined for the Company as a whole.

- The transactions with related parties have been entered at an amount that is not materially different from those on normal commercial terms.
- The amounts outstanding are unsecured and will be settled in cash. No guarantees have been given or received. No provision for bad or doubtful debts has been recognised in the current year and previous year concerning the amounts owed by related parties.
- The remuneration of directors has been determined by the Nomination & Remuneration Committee and approved by the Board of Directors/ shareholders of the Company (as the case may be), taking into account the performance of individuals and market trends.

# Notes forming part of the consolidated financial statements

for the year ended 31st March, 2024

## Note No. : 37 - Other disclosures (Contd.)

### 11. Revenue

The details of performance obligations in terms of Ind AS 115 - "Revenue from Contracts with Customers" are as follows:

#### (i) Sugar

The Sugar segment of the Company principally generates revenue from the sale of sugar, its by-products, and co-generated power to distribution companies.

Domestic sales of sugar are made on ex-factory terms or agreed terms to wholesale, institutional buyers, or merchant exporters within the country and revenue is recognised when the goods have been delivered to the buyer's specific location (as per agreed terms). Domestic sugar sales are mainly done on advance payment terms.

Export sales of sugar to merchant exporters are done on ex-factory or delivered basis in terms of the agreement, and revenue is recognised when the goods have been delivered to the buyer's specific location (as per agreed terms). The sale price are fixed as per contracted terms.

Revenue from co-generated power is recognised on power supplies to distribution companies from the Company's facilities in accordance with the terms of the Power Purchase Agreements ("PPA"). Revenue is also generated from co-generated power supplied from the Company's facilities under open access arrangements, as authorised by regulatory authorities. Revenue is recognised when control of the power is transferred to the customer, which occurs at the point of delivery through the transmission or distribution system, in accordance with the terms of the agreement.

Bagasse and pressmud are generally sold on advance payment terms to customers on an ex-factory basis or agreed terms as per the agreement, and revenue is recognised when the goods have been delivered to the buyer.

Pressmud to certain institutional buyers is supplied from the Company's facilities as per the conditions stated in the long-term supply contract. Revenue is recognised when the goods have been delivered to the buyer.

#### (ii) Distillery

The distillery segment of the Company principally generates revenue from the sale of industrial alcohol, which mainly constitutes ethanol sold under contracts with Public and Private Oil Marketing Companies ("OMCs"), Distiller's dried grains with solubles (DDGS) to wholesale/ institutional buyers, co-generated power to distribution companies and other products to institutional buyers.

Ethanol is sold on a delivered basis as per the agreement, and revenue is recognised when the goods have been delivered to the Public and Private OMC's locations (as per agreed terms). The sale price is determined based on the Expression of Interest ("EOI") or Tender floated in case of Public OMCs and on agreement in case of Private OMCs. The payment terms in the case of Public and Private OMCs are within 21 days and 15 days respectively after the delivery of the material and submission of original invoices.

Distiller's dried grains with solubles (DDGS) are majorly sold on advance payment terms to customers on an ex-factory basis as per the agreement, and revenue is recognised when the goods have been delivered to the buyer.

Revenue from co-generated power is recognised on power supplies to distribution companies from the Company's facilities in accordance with the terms of the Power Purchase Agreements ("PPA").

Other products like Extra neutral alcohol (ENA), CO<sub>2</sub>, Dry ice etc., are sold in bulk to institutional buyers on an ex-factory basis as per agreed terms. Revenue is recognised when goods have been delivered to the buyer's specific location as per agreed terms. The payment terms is up to 45 days.

#### (iii) Polylactic Acid (PLA)

The Company has decided to enter into new line of business of manufacturing of Polylactic Acid (PLA), a biodegradable polymer.

The preparation for commercial production of PLA is expected to take around 2.5 years from the balance sheet date. This includes setting up production facilities, finalising operational processes, and ensuring compliance with environmental and industry standards.

Detailed revenue recognition policies will be established and enforced from the start of commercial operations.

#### (iv) Others

The Others segment principally generates revenue from the sale of agricultural fertilizers such as granulated potash etc.

Sale of agricultural fertilizers are done on an ex-factory or delivered basis in terms of the agreement, and revenue is recognised when the goods have been delivered to the buyer's specific location (as per agreed terms). The payment terms is up to 60 days.

# Notes forming part of the consolidated financial statements

for the year ended 31st March, 2024

## Note No. : 37 - Other disclosures (Contd.)

### 12. Segment information

- (a) The Chairman and Managing Director has been identified as the Company's Chief Operating Decision Maker (CODM) in terms of Ind AS 108 – "Operating Segments". The CODM evaluates the Company's performance and allocates resources based on an analysis of various performance indicators by business segments. The CODM of the Company evaluates the segments based on growth, operating income and return on capital employed.

Furthermore, given the significance of emerging business, polylactic acid (PLA) has been identified as a separate reportable segment. Accordingly, the disclosures, as required under Ind AS 108 - "Operating Segments" to the extent relevant and applicable, have been provided in these consolidated financial statements.

In addition, revenue and expenses have been allocated to a segment based on the segment's operating activities. Revenue and expenses which relate to enterprise as a whole and are not allocable to a segment on reasonable basis have been disclosed as "Unallocable". Segment assets and segment liabilities represent assets and liabilities of respective segment. Investments, tax related assets/ liabilities and other assets and liabilities that cannot be allocated to a segment on reasonable basis have been disclosed as "Unallocable".

- (b) Revenue and results from operations based on reportable segments:

(₹ in Lakhs)

Particulars	Sugar	Distillery	Polylactic acid (PLA)	Others	Adjustments /Elimination	Total
<b>Revenue</b>						
External sales	388846.19	168143.74	-	2384.08	-	559374.01
	(348807.11)	(115329.66)	(-)	(2449.40)	(-)	(466586.17)
Inter segment sales	80885.19	757.45	-	2.46	(81645.10)	-
	(85050.34)	(1067.89)	(-)	(-)	(-)(86118.23)	(-)
<b>Revenue from operations</b>	<b>469731.38</b>	<b>168901.19</b>	<b>-</b>	<b>2386.54</b>	<b>(81645.10)</b>	<b>559374.01</b>
	(433857.45)	(116397.55)	(-)	(2449.40)	(-)(86118.23)	(466586.17)
<b>Segment profit</b>	<b>41968.94</b>	<b>32624.07</b>	<b>-</b>	<b>1292.26</b>	<b>-</b>	<b>75885.27</b>
	(23848.61)	(26130.29)	(-)	(1309.63)	(-)	(51288.53)
Unallocable expenditure net of unallocable income *	-	-	-	-	-	(4088.38)
	(-)	(-)	(-)	(-)	(-)	(6755.71)
Finance costs						8362.62
						(4864.68)
<b>Profit before share of profit of associate and tax</b>						<b>71611.03</b>
						(39668.14)
Share of profit of associate						2609.64
						(1163.33)
<b>Profit before tax</b>						<b>74220.67</b>
						(40831.47)
<b>Tax</b>						
Current tax						11120.68
						(6941.72)
Deferred tax						9652.58
						(5473.05)
<b>Profit for the year</b>						<b>53447.41</b>
						(28416.70)

\* includes interest income - ₹213.55 Lakhs (Previous year: ₹83.53 Lakhs)

#### Footnotes:

- Inter-segment revenues are eliminated upon consolidation and reflected in the "adjustments/eliminations" column. Finance income and costs, and fair value gains and losses on financial assets are not allocated to individual segments as the underlying instruments are managed at Company level. Current taxes, deferred taxes and certain financial assets and liabilities are not allocated to the segments as they are also managed at Company level.
- Transactions between segments are primarily transferred at cost/ transaction price based on current estimated market prices. Common costs are apportioned on reasonable basis.
- Figures in bracket pertains to previous year.



# Notes forming part of the consolidated financial statements

for the year ended 31st March, 2024

## Note No. : 37 - Other disclosures (Contd.)

### (c) Other information

(₹ in Lakhs)

Particulars	Sugar	Distillery	Poly-lactic acid (PLA)	Others	Unallocable	Total
Segment assets	416773.75	141680.88	1091.72	2038.02	47011.38	608595.75
	(353569.40)	(147449.99)	(-)	(2085.71)	(39746.52)	(542851.62)
Segment liabilities	36551.31	3517.54	1070.46	81.13	227279.04	268499.48
	(42316.06)	(6821.17)	(-)	(94.21)	(204062.59)	(253294.03)
Capital expenditure *	20204.75	2935.25	929.40	15.82	1141.41	25226.63
	(43715.76)	(42951.04)	(-)	(24.37)	(6926.99)	(93618.16)
Depreciation and amortisation expense	9770.28	6465.50	-	91.30	308.95	16636.03
	(8134.06)	(4437.51)	(-)	(91.90)	(286.83)	(12950.30)
Non-cash expenses other than depreciation and amortisation	331.85	117.37	-	- **	3.72	452.94
	(693.33)	(519.64)	(-)	(12.45)	(-)(117.92)	(1107.50)
Investment in associate	-	-	-	-	33329.90	33329.90
	(-)	(-)	(-)	(-)	(20134.62)	(20134.62)
Gain/ (Loss) on deemed disposal of investment in an associate	-	-	-	-	10592.48	10592.48
	(-)	(-)	(-)	(-)	(-)(28.79)	(-)(28.79)
Share of profit of associate (including other comprehensive income)	-	-	-	-	1996.46	1996.46
	(-)	(-)	(-)	(-)	(887.97)	(887.97)

\*Capital expenditure consists of additions to property, plant and equipment, capital work-in-progress and intangible assets and includes depreciation, finance costs and other pre-operative and trial run expenses capitalised.

\*\* Shown as Nil due to rounding off.

#### Footnote:

Figures in bracket pertains to previous year.

- (d) In the following table, revenue is disaggregated by geographical market, major products/service lines and timing of revenue recognition and includes a reconciliation of the disaggregated revenue with the Company's reportable segments.

(₹ in Lakhs)

Particulars	Domestic		Sub-total	Domestic Other reportable segments	Total
	Sugar	Distillery			
<b>Geographical markets</b>					
Within India	388846.19	168143.74	556989.93	2384.08	559374.01
	(295861.55)	(115329.66)	(411191.21)	(2449.40)	(413640.61)
Within India to merchant exporter	-	-	-	-	-
	(52945.56)	(-)	(52945.56)	(-)	(52945.56)
<b>Total</b>	<b>388846.19</b>	<b>168143.74</b>	<b>556989.93</b>	<b>2384.08</b>	<b>559374.01</b>
	<b>(348807.11)</b>	<b>(115329.66)</b>	<b>(464136.77)</b>	<b>(2449.40)</b>	<b>(466586.17)</b>
<b>Major product</b>					
Sugar (including Raw Sugar)	359976.91	-	359976.91	-	359976.91
	(325097.26)	(-)	(325097.26)	(-)	(325097.26)
Industrial alcohol	-	161700.68	161700.68	-	161700.68
	(-)	(113227.65)	(113227.65)	(-)	(113227.65)
Co-generated power	15321.81	845.00	16166.81	-	16166.81
	(10123.93)	(708.13)	(10832.06)	(-)	(10832.06)
Distiller's dried grains with solubles (DDGS)	-	3960.80	3960.80	-	3960.80
	(-)	(168.22)	(168.22)	(-)	(168.22)

# Notes forming part of the consolidated financial statements

for the year ended 31st March, 2024

## Note No. : 37 - Other disclosures (Contd.)

(₹ in Lakhs)

Particulars	Domestic		Sub-total	Domestic	Total
	Sugar	Distillery		Other reportable segments	
Bagasse	11768.20	-	11768.20	-	11768.20
	(9924.71)	(-)	(9924.71)	(-)	(9924.71)
Others	1779.27	1637.26	3416.53	2384.08	5800.61
	(3661.21)	(1225.66)	(4886.87)	(2449.40)	(7336.27)
<b>Total</b>	<b>388846.19</b>	<b>168143.74</b>	<b>556989.93</b>	<b>2384.08</b>	<b>559374.01</b>
	<b>(348807.11)</b>	<b>(115329.66)</b>	<b>(464136.77)</b>	<b>(2449.40)</b>	<b>(466586.17)</b>
<b>Timing of revenue recognition</b>					
<b>Products and services transferred</b>					
- at a point in time	388846.19	168143.74	556989.93	2384.08	559374.01
	(348807.11)	(115329.66)	(464136.77)	(2449.40)	(466586.17)
- over time	-	-	-	-	-
	(-)	(-)	(-)	(-)	(-)
<b>Total</b>	<b>388846.19</b>	<b>168143.74</b>	<b>556989.93</b>	<b>2384.08</b>	<b>559374.01</b>
	<b>(348807.11)</b>	<b>(115329.66)</b>	<b>(464136.77)</b>	<b>(2449.40)</b>	<b>(466586.17)</b>

Figures in bracket pertains to previous year.

### (e) Information about major customers:

Revenues from one customer of the Company's Distillery segment was ₹74545.84 Lakhs representing approximately 13.33% of the Company's total revenues for the year ended 31st March, 2024.

Revenues from one customer of the Company's Sugar segment was ₹52945.56 Lakhs representing approximately 11.35% of the Company's total revenues for the year ended 31st March, 2023.

### 13. Disclosure under Schedule V to the SEBI (Listing Obligations and Disclosure Requirements) Regulations, 2015.

The Company has neither given any loan nor has advanced any amount either during the year ended 31st March, 2024 or 31st March, 2023. Hence, the requirements under the said Schedule is not applicable to the Company and no information is required to be disclosed.

### 14. The Company has so far acquired 165292000 (Previous year: 165292000) equity shares of Auxilo Finserve Private Limited ("AFPL") having par value ₹10/- each with total cost of ₹17499.64 Lakhs (Previous year: ₹17499.64 Lakhs) on preferential issue basis. AFPL is a NBFC engaged in financing activities in education sector and its debenture securities are listed on BSE Limited.

During the year ended on 31st March, 2024, AFPL allotted 113134145 compulsorily convertible preference shares (Series A CCPS) and 25015 equity shares at ₹41.53 each (with a par value of ₹10/- at a premium of ₹31.53 per share), aggregating to ₹46994.99 Lakhs on a private placement basis to investors.

Additionally, during the year ended on 31st March, 2024, AFPL also allotted 700000 equity shares at ₹10/- each (with a par value of ₹10/-) upon exercise of options by its employees, in accordance with the Employee Stock Options Scheme.

Due to the investment made by investors in Series A CCPS of AFPL, which are entirely in nature of equity and the allotment of equity shares as mentioned above, there is an eventual dilution of the Company's ownership interest in AFPL from 43.93% to 33.72% as of 31st March, 2024. AFPL continues to be an Associate of the Company.

Consequently, an increase in the proportionate net asset value of shares held by the Company, aggregating to ₹10592.48 Lakhs has been recognised under the "Equity method of accounting" according to Ind AS 28 - "Investments in Associates and Joint Ventures" and included under "Other income" for the year ended on 31st March, 2024.

# Notes forming part of the consolidated financial statements

for the year ended 31st March, 2024

## Note No. : 37 - Other disclosures (Contd.)

### 15. Financial instruments - Accounting and Classification (by category)

As at 31st March, 2024

(₹ in Lakhs)

Sl. No.	Particulars	Refer note no.	Carrying and fair value			
			Amortised cost	FVTOCI	FVTPL	Total
(1)	<b>Financial assets</b>					
(a)	Investments	6(ii)	-	612.26	-	612.26
(b)	Trade receivables	12	12556.76	-	-	12556.76
(c)	Cash and cash equivalents	13	31.92	-	-	31.92
(d)	Bank balances other than cash and cash equivalents	14	264.38	-	-	264.38
(e)	Other financial assets	7(i), 7(ii)	985.66	-	-	985.66
	<b>Total</b>		<b>13838.72</b>	<b>612.26</b>	<b>-</b>	<b>14450.98</b>
(2)	<b>Financial liabilities</b>					
(a)	Borrowings	18(i), 18(ii)	200825.30	-	-	200825.30
(b)	Lease liabilities	19	89.63	-	-	89.63
(c)	Trade and other payables	24	29505.80	-	-	29505.80
(d)	Other financial liabilities	20	8323.35	-	-	8323.35
	<b>Total</b>		<b>238744.08</b>	<b>-</b>	<b>-</b>	<b>238744.08</b>

As at 31st March, 2023

(₹ in Lakhs)

Sl. No.	Particulars	Refer note no.	Carrying and fair value			
			Amortised cost	FVTOCI	FVTPL	Total
(1)	<b>Financial assets</b>					
(a)	Investments	6(ii)	-	-	6125.06	6125.06
(b)	Trade receivables	12	12482.31	-	-	12482.31
(c)	Cash and cash equivalents	13	30.99	-	-	30.99
(d)	Bank balances other than cash and cash equivalents	14	1158.51	-	-	1158.51
(e)	Other financial assets	7(i), 7(ii)	1227.79	-	-	1227.79
	<b>Total</b>		<b>14899.60</b>	<b>-</b>	<b>6125.06</b>	<b>21024.66</b>
(2)	<b>Financial liabilities</b>					
(a)	Borrowings	18(i), 18(ii)	187862.05	-	-	187862.05
(b)	Lease liabilities	19	99.30	-	-	99.30
(c)	Trade and other payables	24	35187.20	-	-	35187.20
(d)	Other financial liabilities	20	12169.26	-	-	12169.26
	<b>Total</b>		<b>235317.81</b>	<b>-</b>	<b>-</b>	<b>235317.81</b>

### 16. Financial instruments - Fair value measurements

The fair value of the financial assets, financial liabilities are included at an amount at which the instrument could be exchanged in a current transaction between willing parties, other than in a forced or liquidation sale.

The following methods and assumptions were used to estimate the fair values:

Fair value of trade receivables, cash and cash equivalents, bank balances other than cash and cash equivalents, other current financial assets, short term borrowings from banks and financial institutions, trade and other payables, and other current financial liabilities approximate their carrying amounts largely due to the short-term maturities of these instruments.

The Company uses valuation techniques that are appropriate in the circumstances and for which sufficient data are available to measure fair value, maximising the use of relevant observable inputs and minimising the use of unobservable inputs.

All assets and liabilities for which fair value is measured or disclosed in the financial statements are categorised within the fair value hierarchy, described as follows, based on the lowest level input that is significant to the fair value measurement as a whole:

# Notes forming part of the consolidated financial statements

for the year ended 31st March, 2024

## Note No. : 37 - Other disclosures (Contd.)

Level 1: Quoted prices (unadjusted) in active markets for identical assets or liabilities.

Level 2: Inputs other than quoted prices included within Level 1 that are observable for the asset or liability, either directly or indirectly.

Level 3: Inputs for the assets or liabilities that are not based on observable market data (unobservable inputs).

The following table presents the fair value hierarchy of assets measured at fair value on a recurring basis as at 31st March, 2024:

(₹ in Lakhs)

Particulars	Refer note no.	Level 1	Level 2	Level 3	Total
Financial assets					
(i) At FVTOCI					
Investments in equity instruments (unquoted equity shares)	6(ii)	-	-	612.26	612.26
		(-)	(-)	(-)	(-)
(ii) At FVTPL					
Investment in mutual funds	6(ii)	-	-	-	-
		(6125.06)	(-)	(-)	(6125.06)
<b>Total</b>		<b>-</b>	<b>-</b>	<b>612.26</b>	<b>612.26</b>
		(6125.06)	(-)	(-)	(6125.06)

### Footnotes:

- (i) There have been no transfers between Level 1, Level 2 and Level 3 either during the year ended 31st March, 2024 or year ended 31st March, 2023.
- (ii) Figures in bracket pertains to previous year.

## Reconciliation of opening and closing balances for Investments in unquoted equity shares at FVTOCI

(₹ in Lakhs)

Particulars	Year ended 31st March, 2024	Year ended 31st March, 2023
Opening Balance	-	-
Purchase of non-current investment in equity shares	600.21	-
Net fair value changes on equity instruments recognised during the year	12.05	-
<b>Closing Balance</b>	<b>612.26</b>	<b>-</b>

### Valuation techniques used for Fair valuations of Financial assets which are fair valued

Level 1: Financial assets categorised in Level 1, are fair valued based on market data as at balance sheet date.

Level 3: The fair valuation of investment in unquoted equity shares of Konkan Speciality Polyproducts Private Limited has been done by an independent valuation firm using Market Approach.

## 17. Financial risk management objectives and policies

The Company's principal financial liabilities includes borrowings, lease liabilities, trade payables, other payables and other financial liabilities. The main purpose of these financial liabilities is to finance the Company's operations. The Company's principal financial assets include investments, trade receivables, cash and cash equivalents, bank balances other than cash and cash equivalents and other financial assets that derive mainly from its operations.

The Company is exposed to credit risk, liquidity risk and market risk. The Company's senior management under the supervision of the Board of Directors oversees the management of these risks. The Company's financial risks are governed by appropriate policies and procedures and that financial risks are identified, measured and managed in accordance with the Company's policies and risk objectives. It is the Company's policy that no trading in derivatives for speculative purposes may be undertaken. The Board of Directors reviews and agrees policies for managing each of these risks, which are summarised as below:

# Notes forming part of the consolidated financial statements

for the year ended 31st March, 2024

## Note No. : 37 - Other disclosures (Contd.)

### (a) Market risk

Market risk is the risk that the fair value of future cash flows of a financial instrument will fluctuate because of changes in market prices. Market risk comprises three types of risk: interest rate risk, currency risk and other risks, such as regulatory risk and commodity price risk. Financial instruments affected by market risk include borrowings, other financial liabilities and investments.

#### (i) Interest rate risk

Interest rate risk is the risk that the fair value or future cash flows of a financial instrument will fluctuate because of changes in market interest rates. The Company's exposure to the risk of changes in market interest rates relates primarily to the Company's borrowings obligations.

Sugar is produced over a period of 5 to 6 months and is required to be stored for sale over a period of 12 months, thereby resulting in very high requirement of working capital. Cost of funding depends on the overall fiscal environment in the country as well as the Company's credit worthiness/credit ratings. Failure to maintain credit rating can adversely affect the cost of funds.

To mitigate the interest rate risk, the Company maintains an impeccable track record and ensures long term relation with the lenders to raise adequate funds at competitive rates. Company has access to low cost borrowings because of its healthy Balance Sheet and credit rating. Moreover, Company deals with four banks thereby reducing the risk significantly. In addition, steady revenue from distillery business reduces the overall requirements of working capital.

As at 31st March, 2024, the Company has outstanding non-current borrowings, aggregating to ₹46114.19 Lakhs (Previous year: ₹61705.12 Lakhs). Of these, non-current borrowings of ₹44288.78 Lakhs (Previous year: ₹52578.09 Lakhs) are linked to variable interest rates and among them, non-current borrowings of ₹30304.50 Lakhs (Previous year: ₹38610.50 Lakhs) are covered under interest subvention scheme [For details of the Company's current and non-current borrowings, including interest rate profiles, refer note no. 18(i) and 18(ii)].

#### Sensitivity analysis on interest expense (net of interest subvention):

(₹ in Lakhs)

Particulars	Year ended 31st March, 2024	Year ended 31st March, 2023
Interest rates		
0.50% increase	160.75	82.38
0.50% decrease	(160.75)	(82.38)

#### (ii) Foreign currency risk

Foreign currency risk is the risk that the fair value or future cash flows of an exposure will fluctuate because of changes in foreign exchange rates. To mitigate foreign exchange risk, the Company covers its position through permitted hedging methods.

Foreign currency exposure as at 31st March, 2024 is as under :

Particulars		Hedged	Unhedged	Total
Foreign currency payables				
Other financial liabilities (current)	(₹ in Lakhs)	-	7.20	7.20
	(₹ in Lakhs)	(-)	(-)	(-)
	(EURO in Lakhs)	-	0.08	0.08
	(EURO in Lakhs)	(-)	(-)	(-)

Figures in brackets pertain to previous year.

#### Foreign currency sensitivity

An increase or decrease of 50 basis points in foreign exchange rates is expected to have no material impact on profit. Additionally, there was no exposure to foreign currency as of 31st March, 2023.

# Notes forming part of the consolidated financial statements

for the year ended 31st March, 2024

## Note No. : 37 - Other disclosures (Contd.)

### (iii) Commodity price risk

The major segment in which the company operates, accounting for around 70% of the company's total revenue, is Sugar. As such, the Company is exposed to commodity price risk.

The Government announces domestic sales quotas on a monthly basis. Moreover, there are not many active platforms in India that allow hedging of domestic sugar sales. Additionally, the Central Government had announced a Minimum Sale Price (MSP) for the sale of sugar in the open market by every sugar mill. Currently set at ₹31/- per kilogram, this MSP acts as a minimum floor price for the sale of sugar by the sugar mills in India.

Normally, the Company does not engage in the physical export of sugar. However, the Company has established a policy to hedge the underlying exposure associated with exports in cases where the export of sugar is permitted by the Government of India.

The pricing methodology for ethanol remained unchanged. Ethanol prices (excluding ethanol produced from grains) are announced by the Central Government which are based on Fair and Remunerative Price (FRP) of sugarcane, cost of production of sugar and realisation of by-products.

Price of Ethanol produced from grains are announced annually by the Oil Marketing Companies (OMCs).

### (iv) Other price risk:

The Board of Directors reviews and approves equity investment decisions. The Company's exposure to equity risk is limited to cost, and these investments are subject to impairment testing according to the policies in this respect. Accordingly, other price risks are not expected to be material.

## (b) Credit risk

Credit risk is the risk that the counterparty will not meet its obligations under a financial instrument or customer contract, leading to a financial loss. The Company is exposed to credit risk from its operating activities (primarily trade receivables) and from its financing activities, including borrowings from banks and financial institutions. The Company's sugar sales are mostly on cash. Co-generated Power is sold to government entities and under open access arrangements. Ethanol is sold under contracts to Public and Private Oil Marketing Companies ("OMCs"). The Company keeps a close watch on the realisation of the outstanding amounts and has not experienced any significant default.

The Company uses judgment in making the assumptions and selecting the inputs for assessing the impairment calculation, based on the Company's past history, existing market conditions, and future estimates at the end of each balance sheet date. Impairment allowance against financial assets is created and subsequently written off when there is no reasonable expectation of recovery. However, the Company continues to recover the receivables. Where recoveries are made, these are recognised in the Consolidated Statement of Profit and Loss.

### (i) Trade receivables

Customer credit risk is managed by each business unit subject to the Company's established policy, procedures and control relating to customer credit risk management. Trade receivables are non-interest bearing; refer note no. 37(11) for credit terms.

An impairment analysis is performed at each balance sheet date on an individual basis for major customers. Large number of minor receivables are grouped into homogenous groups and assessed for impairment collectively. The maximum exposure to credit risk at the balance sheet date is the carrying value of assets as disclosed under note no. 12.

### (ii) Balances with banks

Credit risk for balances with banks is managed in accordance with the Company's policy.

The Company's maximum exposure to credit risk for the components of the Consolidated balance sheet as at 31st March, 2024 and 31st March, 2023 is the carrying amounts as stated under note no. 13 and 14 and fixed deposits with banks included under note no. 7(i) and 7(ii).



# Notes forming part of the consolidated financial statements

for the year ended 31st March, 2024

## Note No. : 37 - Other disclosures (Contd.)

### (c) Liquidity risk

The Company monitors its risk of a shortage of funds using a liquidity planning tool. The Company's objective is to meet the funding requirement and maintain flexibility in this respect through the use of cash credit facilities, commercial papers and other short-term borrowings.

The table below summarises the carrying value and contractual cash flows of Company's financial liabilities :

#### A. As at 31st March, 2024

(₹ in Lakhs)

Sl. No.	Particulars	Carrying value	Contractual cash flows	Less than 1 year	Between 1 to 5 years	More than 5 years
(i)	Borrowings					
	- Current maturities of long-term borrowings	13473.02	13479.91	13479.91	-	-
	- Current - Loans repayable on demand	154718.00	154718.00	154718.00	-	-
		<b>168191.02</b>	<b>168197.91</b>	<b>168197.91</b>	-	-
	- Non-current	32634.28	32650.00	-	32650.00	-
		<b>200825.30</b>	<b>200847.91</b>	<b>168197.91</b>	<b>32650.00</b>	-
(ii)	Lease liabilities	89.63	116.44	16.63	66.53	33.28
(iii)	Trade and other payables	29505.80	29505.80	29505.80	-	-
(iv)	Other financial liabilities	8323.35	8323.35	8323.35	-	-
	<b>Total</b>	<b>238744.08</b>	<b>238793.50</b>	<b>206043.69</b>	<b>32716.53</b>	<b>33.28</b>

#### B. As at 31st March, 2023

(₹ in Lakhs)

Sl. No.	Particulars	Carrying value	Contractual cash flows	Less than 1 year	Between 1 to 5 years	More than 5 years
(i)	Borrowings					
	- Current maturities of long-term borrowings	18607.62	18607.62	18607.62	-	-
	- Current - Loans repayable on demand	126379.46	126379.46	126379.46	-	-
		<b>144987.08</b>	<b>144987.08</b>	<b>144987.08</b>	-	-
	- Non-current	42874.97	43129.91	-	43129.91	-
		<b>187862.05</b>	<b>188116.99</b>	<b>144987.08</b>	<b>43129.91</b>	-
(ii)	Lease liabilities	99.30	133.07	16.63	66.53	49.91
(iii)	Trade and other payables	35187.20	35187.20	35187.20	-	-
(iv)	Other financial liabilities	12169.26	12169.26	12169.26	-	-
	<b>Total</b>	<b>235317.81</b>	<b>235606.52</b>	<b>192360.17</b>	<b>43196.44</b>	<b>49.91</b>

The Company possesses current financial and non-financial assets that are expected to be realised in the ordinary course of business. Furthermore, the Company ensures that it maintains sufficient liquidity to meet anticipated operational expenses as they arise.

# Notes forming part of the consolidated financial statements

for the year ended 31st March, 2024

## Note No. : 37 - Other disclosures (Contd.)

### 18. Capital Management

#### (a) Risk management

The Company's objective while managing capital is to safeguard its ability to continue as a going concern and continue to provide returns to shareholders and other stakeholders. The Company manages its capital structure and makes adjustments in light of changes in the financial condition and the financial covenants' requirements and return of capital to shareholders.

To achieve this overall objective, the Company's capital management, amongst other things, also aims to ensure that it meets financial covenants attached to the interest-bearing loans and borrowings. There have been no breaches in the financial covenants of any interest-bearing loans and borrowings.

No changes were made in the objectives, policies or processes for managing capital during the year ended 31st March, 2024 and 31st March, 2023.

The Company monitors capital using debt-equity ratio, which is total long-term debt divided by total equity.

(₹ in Lakhs, unless stated otherwise)

Particulars	As at 31st March, 2024	As at 31st March, 2023
Total long-term debt (including lease liabilities and current maturities of long-term borrowings)	46203.82	61804.42
Total equity	340096.27	289557.59
Debt to equity ratio	0.14	0.21

#### (b) Dividend on equity shares declared and paid:

Particulars	Year ended 31st March, 2024	Year ended 31st March, 2023
Year to which interim dividend relates	2023-24	2022-23
Interim dividend paid per equity share (₹)	3.00	2.50
Gross amount of Interim dividend (₹ in Lakhs)	6052.48	5084.36

### 19. (a) Other Statutory information

#### (i) Details of balance outstanding with struck off companies as at 31st March, 2024:

The Company has not entered into transactions with struck off companies either during the year ended 31st March, 2024 or 31st March, 2023. Hence, the requirements is not applicable to the Company and no information is required to be disclosed.

(ii) No funds have been advanced or loaned or invested (either from borrowed funds or share premium or any other sources or kind of funds) by the Company to or in any other person(s) or entity(ies), including foreign entities ("Intermediaries") with the understanding, whether recorded in writing or otherwise, that the Intermediary shall lend or invest in party identified by or on behalf of the Company (Ultimate Beneficiaries). The Company has not received any fund from any party(s) (Funding Party) with the understanding that the Company shall whether, directly or indirectly lend or invest in other persons or entities identified by or on behalf of the Funding Party ("Ultimate Beneficiaries") or provide any guarantee, security or the like on behalf of the Ultimate Beneficiaries.

(iii) The Company has not traded or invested in Crypto currency or Virtual Currency during the current or previous year.

(iv) There are no proceedings which have been initiated or pending against the Company for holding any benami property under the Benami Transactions (Prohibition) Act, 1988 and rules made thereunder.

(v) The Company does not have any transactions not recorded in the books of accounts that has been surrendered or disclosed as income during the year in the tax assessments under the Income Tax Act, 1961 (such as, search or survey or any other relevant provisions of the Income Tax Act, 1961).

# Notes forming part of the consolidated financial statements

for the year ended 31st March, 2024

## Note No. : 37 - Other disclosures (Contd.)

### 19. (b) Additional Information as required under Schedule III to the Companies Act, 2013 :

#### As at 31st March, 2024 / Year ended 31st March, 2024 :

Name of the entity	Net assets i.e. total assets minus total liabilities		Share in profit or loss		Share in other comprehensive income		Share in total comprehensive income	
	As % of consolidated net assets	(₹ in Lakhs)	As % of consolidated profit or loss	(₹ in Lakhs)	As % of consolidated other comprehensive income	(₹ in Lakhs)	As % of consolidated total comprehensive income	(₹ in Lakhs)
Parent								
Balrampur Chini Mills Limited	90.20	306766.37	96.25	51445.71	100.65	813.19	96.32	52258.90
Associates - (Investment as per equity method)								
Auxilo Finserve Private Limited	9.80	33329.90	3.75	2001.70	(0.65)	(5.24)	3.68	1996.46
	100.00	340096.27	100.00	53447.41	100.00	807.95	100.00	54255.36

#### As at 31st March, 2023 / Year ended 31st March, 2023 :

Name of the entity	Net assets i.e. total assets minus total liabilities		Share in profit or loss		Share in other comprehensive income		Share in total comprehensive income	
	As % of consolidated net assets	(₹ in Lakhs)	As % of consolidated profit or loss	(₹ in Lakhs)	As % of consolidated other comprehensive income	(₹ in Lakhs)	As % of consolidated total comprehensive income	(₹ in Lakhs)
Parent								
Balrampur Chini Mills Limited	93.05	269422.97	96.86	27524.37	99.30	(622.33)	96.80	26902.04
Associates - (Investment as per equity method)								
Auxilo Finserve Private Limited	6.95	20134.62	3.14	892.33	0.70	(4.36)	3.20	887.97
	100.00	289557.59	100.00	28416.70	100.00	(626.69)	100.00	27790.01

20. The previous year's figures have been regrouped and rearranged wherever necessary to make them comparable with those of the current year's figures.

As per our report of even date attached

For LODHA & CO LLP

Chartered Accountants

Firm's ICAI Registration No. - 301051E/ E300284

sd/-

A. K. Ghosh

Partner

Membership No.054565

Place of signature: Kolkata

Date: 17th May, 2024

sd/-

Pramod Patwari

Chief Financial Officer

sd/-

Manoj Agarwal

Company Secretary

For and on behalf of the Board of Directors

sd/-

Vivek Saraogi

Chairman and Managing Director

DIN- 00221419

sd/-

Avantika Saraogi

Executive Director

DIN- 03149784

## Form AOC-I

(Pursuant to first proviso to sub-section (3) of section 129 of the Companies Act, 2013,  
read with rule 5 of Companies (Accounts) Rules, 2014)

Statement containing salient features of the financial statement of subsidiaries / associate companies / joint ventures as at 31st March, 2024

### Part "A": Subsidiaries

Sl. No.	Particulars	Detailed Information	
		As at 31st March, 2024	As at 31st March, 2023
1.	Name of the subsidiary *	Not Applicable	Not Applicable
2.	The date since when subsidiary was acquired		
3.	Reporting period for the subsidiary concerned, if different from the holding company's reporting period		
4.	Reporting currency and Exchange rate as on the last date of the relevant Financial year in the case of foreign subsidiaries		
5.	Share capital (₹ in Lakhs)		
6.	Reserves and surplus (₹ in Lakhs)		
7.	Total assets (₹ in Lakhs)		
8.	Total liabilities (₹ in Lakhs)		
9.	Investments (₹ in Lakhs)		
10.	Turnover (₹ in Lakhs)		
11.	(Loss)/Profit before taxation (₹ in Lakhs)		
12.	Provision for taxation (₹ in Lakhs)		
13.	(Loss)/Profit after taxation (₹ in Lakhs)		
14.	Proposed Dividend (₹ in Lakhs)		
15.	Extent of shareholding (in %)		

\* There were no subsidiary of the Company as at 31st March, 2024 and 31st March, 2023.

#### Notes :

(i)	Names of subsidiaries which are yet to commence operations	Not applicable	Not applicable
(ii)	Names of subsidiaries which have been liquidated or sold during the year	Not applicable	Not applicable

## Form AOC-I (Contd.)

(Pursuant to first proviso to sub-section (3) of section 129 of the Companies Act, 2013,  
read with rule 5 of Companies (Accounts) Rules, 2014)

### Part "B": Associates and Joint Ventures

Statement pursuant to Section 129(3) of the Companies Act, 2013 related to Associate Companies

Sl. No.	Particulars	Detailed Information	
		As at 31st March, 2024	As at 31st March, 2023
1.	Name of Associate <sup>^</sup>	Auxilo Finserve Private Limited	Auxilo Finserve Private Limited
2.	Latest audited Balance Sheet Date	31/03/2024	31/03/2023
3.	Date on which the Associate was associated or acquired	20/03/2018	20/03/2018
4.	Shares of Associate held by the Company on the year end		
	- Number of equity shares	165292000	165292000
	- Amount of Investment in Associate (₹ in Lakhs)	17499.64	17499.64
	- Extent of shareholding (in %)	33.72%	43.93%
5.	Description of how there is significant influence	By virtue of voting power	By virtue of voting power
6.	Reason why the associate is not consolidated	Not applicable	Not applicable
7.	Networth attributable to shareholding as per latest audited Balance Sheet (₹ in Lakhs)	33329.90	20134.62
8.	Profit for the year #		
	i. Considered in Consolidation (₹ in Lakhs) *	2602.80	1157.65
	ii. Not considered in Consolidation (₹ in Lakhs)	4298.80	1404.29

<sup>^</sup> There is/was no other associate of the Company during the year/previous year.

# includes Other comprehensive income for the year, net of tax.

\* net of expenses pertaining to issue of shares/ employee stock options.

#### Notes:

Sl. No.	Particulars	As at 31st March, 2024	As at 31st March, 2023
(i)	Names of associates which are yet to commence operations	Not applicable	Not applicable
(ii)	Names of associates which have been liquidated or sold during the year	Not applicable	Not applicable
(iii)	The Company does not have any joint venture, hence, disclosure in respect of joint venture is not applicable to the Company.		

For LODHA & CO LLP

Chartered Accountants

Firm's ICAI Registration No. - 301051E/ E300284

sd/-

A. K. Ghosh

Partner

Membership No.054565

Place of signature: Kolkata

Date: 17th May, 2024

sd/-

Pramod Patwari

Chief Financial Officer

sd/-

Manoj Agarwal

Company Secretary

For and on behalf of the Board of Directors

sd/-

Vivek Saraogi

Chairman and Managing Director

DIN- 00221419

sd/-

Avantika Saraogi

Executive Director

DIN- 03149784

## Independent Assurance Statement on sustainability disclosures in the Integrated Annual Report for FY2023-24

**The Board and Management of  
Balrampur Chini Mills Limited  
Kolkata, India**

### NATURE OF THE ASSURANCE/ VERIFICATION

Balrampur Chini Mills Limited (BCML) has prepared an Integrated Annual Report FY2024 based on the principles of the Integrated Reporting (IR) framework developed by the International Integrated Reporting Council (IIRC) and Global Reporting Initiative Standards. Its Business Responsibility and Sustainability Report (BRSR), included in the report has been developed based on SEBI's BRSR framework. SGS India Private Limited (hereinafter referred to as SGS India) was commissioned by BCML (hereinafter referred to as Company) to conduct an independent assurance of its sustainability disclosures in the report in accordance with the SGS ESG & Sustainability Report Assurance Protocols for the period of 1<sup>st</sup> April 2023 to 31<sup>st</sup> March 2024. This assurance engagement was conducted at a "Limited Level".

### INTENDED USERS OF THIS ASSURANCE STATEMENT

This Assurance Statement is provided with the intention of informing all Balrampur Chini Mills Limited's Stakeholders.

### RESPONSIBILITIES

The information in the report and its presentation are the responsibility of the directors or governing body and the Management of the Company. SGS India has not been involved in the preparation of any of the material included in the report. Our responsibility is to express an opinion on the text, data, graphs, and statements within the defined scope of assurance, aiming to inform the Management of the Company, and in alignment with the agreed terms of reference. We do not accept or assume any responsibility beyond this specific purpose, and it is not intended for use in interpreting the overall performance of the Company, except for the aspects explicitly mentioned within the scope. The Company holds the responsibility for preparing and ensuring the fair representation of the assurance scope.

### ASSURANCE STANDARD

The SGS ESG & Sustainability Report Assurance Protocols used to conduct assurance which are based upon internationally recognised assurance guidance and standards including the Principles contained within the Global Reporting Initiative (GRI) Reporting Standards for report quality, reliability and accuracy and the guidance on levels of assurance contained within the ISAE3000 (Revised).

### SCOPE OF ASSURANCE

The assurance process involved assessing the quality, accuracy, and reliability of the BRSR indicators (KPIs) within the BRSR for the period spanning April 1, 2023, to March 31, 2024. The reporting scope and boundaries include BCML's operational sites across India. The assurance covered the following sample locations for the assessment:

On-site verification of data and control systems at the following BCML locations:

- BCML, Sugar and Co-generation plant, Gularia, India
- BCML, Distillery Plant, Gularia, India
- BCML, Haidergarh Plant, India

SGS India verified the following sustainability parameters disclosed in the BRSR:

- Energy (P6.E1)\*
- Water (P6.E3, E4)\*
- Emissions (P6.E7, L2)\*
- Waste (P6.E9)\*
- Training (P3.E8)
- Health and Safety (P3.E11)
- General Disclosure (20)

### Note:

1. P: Principle; E: Essential Indicators; A: Section A Indicators of the BRSR
2. SGS did not assure energy, emissions, water and waste intensity data (based on purchasing power parity, per review of turnover, in terms of physical outputs)
3. SGS only assured the following categories of Scope 3: purchasing goods and services, capital goods, fuel and energy related activities, upstream transportation and distribution, waste generated in operations, business travel, employee commuting, downstream transportation and distribution, use of sold products and EoL of sold products.

### ASSURANCE METHODOLOGY

The assurance comprised a combination of desk research, interaction with the key personnel engaged in the process of developing the BRSR and onsite visits for verification of data. Specifically, SGS India undertook the following activities:

- Conducted interviews with key personnels overseeing sustainability aspects within the company and assessed supporting evidence presented in the report.
- Evaluated the data management system employed for collecting and collating sustainability related information at the site level, as well as the consolidation of data at the Head Office level.
- Verified the consistency of data and information presented within the report and cross-referenced it with the source materials.
- Review internal control mechanism to ensure the reliability and accuracy of sustainability data
- Verification of sustainability performance data, on sample basis, including conversion factors and emissions factors and calculation, based on our professional judgement

### LIMITATIONS

The assurance scope excludes:

- Disclosures other than those mentioned in the assurance scope
- Verification of any data and information other than those presented in "Findings and Conclusion"
- Verification of data and information outside the defined reporting period (April 1, 2023, to March 31, 2024)
- Financial data drawn directly from independently audited financial statements.

### STATEMENT OF INDEPENDENCE AND COMPETENCE

The SGS Group of companies is the world leader in inspection, testing and verification, operating in more than 140 countries and providing services including management systems and service certification; quality, environmental, social, and ethical auditing, and training; environmental, social and sustainability report assurance. SGS affirm our independence from Balrampur Chini Mills Limited, being free from bias and conflicts of interest with the organization, its subsidiaries, and stakeholders. Our work was performed in compliance with the requirements of the IFAC Code of Ethics for Professional Accountants, which provides a comprehensive framework that guide assurance practitioners in maintaining professional integrity, objectivity, and ethical conduct. The assurance team have the required competencies and experience to conduct this engagement.

### FINDINGS AND CONCLUSIONS

On the basis of the methodology described and the verification work performed, nothing has come to our attention that causes us to believe that the specified performance information included in the scope of assurance is not fairly stated and has not been prepared, in all material respects, in accordance with the reporting criteria of BRSR.

### QUALITY AND RELIABILITY OF SPECIFIED PERFORMANCE INFORMATION

SGS India reviewed the ESG data included in the BRSR. Balrampur Chini Mills Limited has developed a good data management system to collect, analyse and collate ESG data. Based on the evaluation of this system, SGS found that data was accurate, and any minor corrections made as necessary. We believe that BCML has chosen an appropriate level of assurance for this stage in their reporting.

### Signed:

For and on behalf of SGS India Pvt Ltd.



**Ashwini K. Mavinkurve,**  
Head-ESG & Sustainability  
Services, Pune, India  
28.06.2024



# GRI CONTENT INDEX (GRI 1: Foundation 2021)

## GRI 2: General Disclosures 2021

### 1. The organisation and its reporting practices

GRI Indicator	Disclosure	Initial Section (Page no)	BRSR (Page. no.)	Statutory Report & Financial Section (Page. no.)
GRI 2-1	Organizational details	4-7	177, 178	
GRI 2-2	Entities included in the organization's sustainability reporting		177, 180	
GRI 2-3	Reporting period, frequency and contact point		177	
GRI 2-4	Restatements of information		177	
GRI 2-5	External assurance	30	177	

### 2. Activities and workers

GRI Indicator	Disclosure	Initial Section (Page no)	BRSR (Page. no.)	Statutory Report & Financial Section (Page. no.)
GRI 2-6	Activities, value chain and other business relationships		178	
GRI 2-7	Employees		179	
GRI 2-8	Workers who are not employees		179	

### 3. Governance

GRI Indicator	Disclosure	Initial Section (Page no)	BRSR (Page. no.)	Statutory Report & Financial Section (Page. no.)
GRI 2-9	Governance structure and composition	106-113	187	
GRI 2-10	Nomination and selection of the highest governance body		187	141-144
GRI 2-11	Chair of the highest governance body	111		
GRI 2-12	Role of the highest governance body in overseeing the management of impacts		187, 205	
GRI 2-13	Delegation of responsibility for managing impacts		187, 207	
GRI 2-14	Role of the highest governance body in sustainability reporting		187	
GRI 2-15	Conflicts of interest		191	
GRI 2-16	Communication of critical concerns		180-181	
GRI 2-17	Collective knowledge of the highest governance body	111-113		
GRI 2-18	Evaluation of the performance of the highest governance body			159
GRI 2-19	Remuneration policies		184, 207	143-144, 157-158
GRI 2-20	Process to determine remuneration		184	134-135
GRI 2-21	Annual total compensation ratio		207	138

### 4. Strategy, policies and practices

GRI Indicator	Disclosure	Initial Section (Page no)	BRSR (Page. no.)	Statutory Report & Financial Section (Page. no.)
GRI 2-22	Statement on sustainable development strategy	28-30, 58	187	
GRI 2-23	Policy commitments		184, 185	
GRI 2-24	Embedding policy commitments		185	
GRI 2-25	Processes to remediate negative impacts		180, 181, 198, 201, 208, 220, 222	
GRI 2-26	Mechanisms for seeking advice and raising concerns		180, 181	
GRI 2-27	Compliance with laws and regulations		190, 209	
GRI 2-28	Membership associations		217	

## 5. Stakeholder engagement

GRI Indicator	Disclosure	Initial Section (Page no)	BRSR (Page. no.)	Statutory Report & Financial Section (Page. no.)
GRI 2-29	Approach to stakeholder engagement		204	
GRI 2-30	Collective bargaining agreements		198	

### Topic-Specific Disclosures

#### GRI 3: Material Topics 2021

GRI Indicator	Disclosure	Initial Section (page no)	BRSR (page. no.)	Statutory Report & Financial Section (page. no.)
GRI 3-1	Process to determine material topics		182	
GRI 3-2	List of material topics		182	
GRI 3-3	Management of material topics		182, 183	

### Topic-Specific Disclosures

#### GRI 201: Economic Performance 2016

GRI Indicator	Disclosure	Initial Section (Page no)	BRSR (Page. no.)	Statutory Report & Financial Section (Page. no.)
GRI 201-1	Direct economic value generated and distributed	80-83		129-131
GRI 201-2	Financial implications and other risks and opportunities due to climate change		182, 183	
GRI 201-3	Defined benefit plan obligations and other retirement plans		197	
GRI 201-4	Financial assistance received from government			247, 283-284, 323, 363

#### GRI 202: Market Presence 2016

GRI Indicator	Disclosure	Initial Section (Page no)	BRSR (Page. no.)	Statutory Report & Financial Section (Page. no.)
GRI 202-1	Ratios of standard entry level wage by gender compared to local minimum wage		207	
GRI 202-2	Proportion of senior management hired from the local community	111-113		

#### GRI 203: Indirect Economic Impacts 2016

GRI Indicator	Disclosure	Initial Section (Page no)	BRSR (Page. no.)	Statutory Report & Financial Section (Page. no.)
GRI 203-1	Infrastructure investments and services supported	100-105		
GRI 203-2	Significant indirect economic impacts	104		

#### GRI 204: Procurement Practices 2016

GRI Indicator	Disclosure	Initial Section (Page no)	BRSR (Page. no.)	Statutory Report & Financial Section (Page. no.)
GRI 204-1	Proportion of spending on local suppliers		220	

#### GRI 205: Anti-corruption 2016

GRI Indicator	Disclosure	Initial Section (Page no)	BRSR (Page. no.)	Statutory Report & Financial Section (Page. no.)
GRI 205-1	Operations assessed for risks related to corruption			
GRI 205-2	Communication and training about anti-corruption policies and procedures	108	191	
GRI 205-3	Confirmed incidents of corruption and actions taken		191	

### GRI 206: Anti-Competitive Behaviour 2016

GRI Indicator	Disclosure	Initial Section (Page no)	BRSR (Page. no.)	Statutory Report & Financial Section (Page. no.)
GRI 206-1	Legal actions for anti-competitive behavior, anti-trust, and monopoly practices		217	

### GRI 207: Tax 2019

GRI Indicator	Disclosure	Initial Section (Page no)	BRSR (Page. no.)	Statutory Report & Financial Section (Page. no.)
GRI 207-1	Approach to tax			237, 252, 259, 269, 275, 313, 329, 337, 347, 357
GRI 207-2	Tax governance, control, and risk management			237, 252, 259, 269, 275, 313, 329, 337, 347, 357
GRI 207-3	Stakeholder engagement and management of concerns related to tax			237, 252, 259, 269, 275, 313, 329, 337, 347, 357

### Topic-Specific Disclosures

#### GRI 301: Material 2016

GRI Indicator	Disclosure	Initial Section (Page no)	BRSR (Page. no.)	Statutory Report & Financial Section (Page. no.)
GRI 301-1	Materials used by weight or volume	87-89		
GRI 301-2	Recycled input materials used		195	
GRI 301-3	Reclaimed products and their packaging materials		195	

#### GRI 302: Energy 2016

GRI Indicator	Disclosure	Initial Section (Page no)	BRSR (Page. no.)	Statutory Report & Financial Section (Page. no.)
GRI 302-1	Energy consumption within the organization		210	
GRI 302-2	Energy consumption outside of the organization		210	
GRI 302-3	Energy intensity		210	
GRI 302-4	Reduction of energy consumption		210	
GRI 302-5	Reductions in energy requirements of products and services			

#### GRI 303: Water and Effluents 2018

GRI Indicator	Disclosure	Initial Section (Page no)	BRSR (Page. no.)	Statutory Report & Financial Section (Page. no.)
GRI 303-1	Interactions with water as a shared resource		211, 215	
GRI 303-2	Management of water discharge-related impacts	64,72	211	
GRI 303-3	Water withdrawal		211, 215	
GRI 303-4	Water discharge		211, 215	
GRI 303-5	Water consumption		211	

### GRI 304: Biodiversity 2016

GRI Indicator	Disclosure	Initial Section (Page no)	BRSR (Page. no.)	Statutory Report & Financial Section (Page. no.)
GRI 304-1	Operational sites owned, leased, managed in, or adjacent to, protected areas and areas of high biodiversity value outside protected areas		214	
GRI 304-2	Significant impacts of activities, products and services on biodiversity	71-73	216	

### GRI 305: Emissions 2016

GRI Indicator	Disclosure	Initial Section (Page no)	BRSR (Page. no.)	Statutory Report & Financial Section (Page. no.)
GRI 305-1	Direct (Scope 1) GHG emissions	68	212	
GRI 305-2	Energy indirect (Scope 2) GHG emissions	68	212	
GRI 305-3	Other indirect (Scope 3) GHG emissions	68	216	
GRI 305-4	GHG emissions intensity		212, 216	
GRI 305-5	Reduction of GHG emissions	70	212	
GRI 305-6	Emissions of ozone-depleting substances (ODS)		212	
GRI 305-7	Nitrogen oxides (NOx), sulfur oxides (SOx), and other significant air emissions		212	

### GRI 306: Waste 2020

GRI Indicator	Disclosure	Initial Section (Page no)	BRSR (Page. no.)	Statutory Report & Financial Section (Page. no.)
GRI 306-1	Waste generation and significant waste-related impacts		213	
GRI 306-2	Management of significant waste-related impacts	50	194	
GRI 306-3	Waste generated		213	
GRI 306-4	Waste diverted from disposal		213	
GRI 306-5	Waste directed to disposal		213	

### GRI 308: Supplier Environmental Assessment 2016

GRI Indicator	Disclosure	Initial Section (Page no)	BRSR (Page. no.)	Statutory Report & Financial Section (Page. no.)
GRI 308-1	New suppliers that were screened using environmental criteria		193, 216	
GRI 308-2	Negative environmental impacts in the supply chain and actions taken		216	

### GRI 401: Employment 2016

GRI Indicator	Disclosure	Initial Section (Page no)	BRSR (Page. no.)	Statutory Report & Financial Section (Page. no.)
GRI 401-1	New employee hires and employee turnover		180	
GRI 401-2	Benefits provided to full-time employees that are not provided to temporary or part-time employees		196	
GRI 401-3	Parental leave		198	

**GRI 403: Occupational Health and Safety 2018**

GRI Indicator	Disclosure	Initial Section (Page no)	BRSR (Page. no.)	Statutory Report & Financial Section (Page. no.)
GRI 403-1	Occupational health and safety management system	94-96	199	
GRI 403-2	Hazard identification, risk assessment, and incident investigation	94-96	200	
GRI 403-3	Occupational health services		199	
GRI 403-4	Worker participation, consultation, and communication on occupational health and safety	95	200	
GRI 403-5	Worker training on occupational health and safety	96	200	
GRI 403-6	Promotion of worker health	94-96	199-200	
GRI 403-7	Prevention and mitigation of occupational health and safety impacts directly linked by business relationships		200-201	
GRI 403-8	Workers covered by an occupational health and safety management system		196	
GRI 403-9	Work-related injuries	96	201	
GRI 403-10	Work-related ill health	96	201	

**GRI 404: Training and Education 2016**

GRI Indicator	Disclosure	Initial Section (Page no)	BRSR (Page. no.)	Statutory Report & Financial Section (Page. no.)
GRI 404-1	Average hours of training per year per employee	94		
GRI 404-2	Programs for upgrading employee skills and transition assistance programs		199	
GRI 404-3	Percentage of employees receiving regular performance and career development reviews of employees	91-92	199	

**GRI 405: Diversity and Equal Opportunity 2016**

GRI Indicator	Disclosure	Initial Section (Page no)	BRSR (Page. no.)	Statutory Report & Financial Section (Page. no.)
GRI 405-1	Diversity of governance bodies and employees	107, 114	179	142
GRI 405-2	Ratio of basic salary and remuneration of women to men		207	

**GRI 406: Non-Discrimination 2016**

GRI Indicator	Disclosure	Initial Section (Page no)	BRSR (Page. no.)	Statutory Report & Financial Section (Page. no.)
GRI 406-1	Incidents of discrimination and corrective actions taken		208	

**GRI 407: Freedom of Association and Collective Bargaining 2016**

GRI Indicator	Disclosure	Initial Section (Page no)	BRSR (Page. no.)	Statutory Report & Financial Section (Page. no.)
GRI 407-1	Operations and suppliers in which the right to freedom of association and collective bargaining may be at risk		204	

**GRI 408: Child Labor 2016**

GRI Indicator	Disclosure	Initial Section (Page no)	BRSR (Page. no.)	Statutory Report & Financial Section (Page. no.)
GRI 408-1	Operations and suppliers at significant risk for incidents of child labor		208	

### GRI 409: Forced or Compulsory Labor 2016

GRI Indicator	Disclosure	Initial Section (Page no)	BRSR (Page. no.)	Statutory Report & Financial Section (Page. no.)
GRI 409-1	Operations and suppliers at significant risk for incidents of forced or compulsory labor		208	

### GRI 410: Security Practices 2016

GRI Indicator	Disclosure	Initial Section (Page no)	BRSR (Page. no.)	Statutory Report & Financial Section (Page. no.)
GRI 410-1	Security personnel trained in human rights policies or procedures		206	

### GRI 413: Local Communities 2016

GRI Indicator	Disclosure	Initial Section (Page no)	BRSR (Page. no.)	Statutory Report & Financial Section (Page. no.)
GRI 413-1	Operations with local community engagement, impact assessments, and development programs	100-105	221	
GRI 413-2	Operations with significant actual and potential negative impacts on local communities	73-75	221	

### GRI 414: Supplier Social Assessment 2016

GRI Indicator	Disclosure	Initial Section (Page no)	BRSR (Page. no.)	Statutory Report & Financial Section (Page. no.)
GRI 414-1	New suppliers that were screened using social criteria		209	
GRI 414-2	Negative social impacts in the supply chain and actions taken		209	

### GRI 416: Customer Health and Safety 2016

GRI Indicator	Disclosure	Initial Section (Page no)	BRSR (Page. no.)	Statutory Report & Financial Section (Page. no.)
GRI 416-1	Assessment of the health and safety impacts of product and service categories		182	
GRI 416-2	Incidents of non-compliance concerning the health and safety impacts of products and services		222	

### GRI 417: Marketing and Labelling 2016

GRI Indicator	Disclosure	Initial Section (Page no)	BRSR (Page. no.)	Statutory Report & Financial Section (Page. no.)
GRI 417-1	Requirements for product and service information and labeling		224	
GRI 417-2	Incidents of non-compliance concerning product and service information and labeling		222	
GRI 417-3	Incidents of non-compliance concerning marketing communications		222, 223	

### GRI 418: Customer Privacy 2016

GRI Indicator	Disclosure	Initial Section (Page no)	BRSR (Page. no.)	Statutory Report & Financial Section (Page. no.)
GRI 418-1	Substantiated complaints concerning breaches of customer privacy and losses of customer data		223	

"CareEdge Analytics & Advisory assisted Balrampur Chini Mills Limited (BCML) to align disclosures based on BRSR NGRBC Principles and Integrated Reporting (IR) framework with GRI reporting standards".





# Corporate Information

(as on 17<sup>th</sup> May, 2024)

## Board of Directors

### Vivek Saraogi

Chairman and Managing Director

### Indu Bhushan (IAS Retd.)

Lead Independent Director

### Chandra Kishore Mishra (IAS Retd.)

Additional Director

(in the category of Independent Director)

### Veena Hingarh

Independent Director

### Mamta Binani

Independent Director

### Avantika Saraogi

Executive Director

### Praveen Gupta

Whole Time Director

## Chief Financial Officer

### Pramod Patwari

## Company Secretary

### Manoj Agarwal

## Corporate Identification Number

L15421WB1975PLC030118

## Registered Office

FMC Fortuna, 2<sup>nd</sup> Floor,  
234/3A, A.J.C. Bose Road,  
Kolkata 700 020

## Website

www.chini.com

## Bankers

State Bank of India

HDFC Bank

ICICI Bank

Kotak Mahindra Bank

## Statutory Auditors

### M/s. Lodha & Co LLP

Chartered Accountants

## Registrar and Share Transfer Agent

### KFin Technologies Limited

Selenium Tower B, Plot No. 31-32,  
Gachibowli, Financial District,  
Nanakramguda, Hyderabad-500032

## Sugar Factories

### Unit 1: Balrampur

(Including distillery,  
co-generation and agro units)  
Dist: Balrampur, Uttar Pradesh

### Unit 2: Babhnan

(Including distillery and  
co-generation units)  
Dist: Gonda, Uttar Pradesh

### Unit 3: Tulsipur

(Including co-generation unit)  
Dist: Balrampur, Uttar Pradesh

### Unit 4: Haidergarh

(Including co-generation unit)  
Dist: Barabanki, Uttar Pradesh

### Unit 5: Akbarpur

(Including co-generation unit)  
Dist: Ambedkarnagar, Uttar Pradesh

### Unit 6: Rauzagaon

(Including co-generation unit)  
Dist: Ayodhya, Uttar Pradesh

### Unit 7: Mankapur

(Including distillery,  
co-generation and agro units)  
Dist: Gonda, Uttar Pradesh

### Unit 8: Kumbhi

(Including co-generation unit)  
Dist: Lakhimpur Kheri, Uttar Pradesh

### Unit 9: Gularia

(Including distillery, co-generation and  
agro units)  
Dist: Lakhimpur Kheri, Uttar Pradesh

### Unit 10: Maizapur

(Including distillery and  
co-generation units)  
Dist: Gonda, Uttar Pradesh



**Balrampur**  
Chini Mills Limited

**CIN:** L15421WB1975PLC030118

**Registered Office**

FMC Fortuna, 2nd Floor,  
234/3A, A.J.C. Bose Road, Kolkata 700020,  
West Bengal, India

**P:** +91 33 2287 4749; **F:** +91 33 2287 2887

**E:** bcml@bcml.in; **W:** www.chini.com