



M.V.K.

Agro Food Product Ltd.

Ref.

Date : / /

September 4, 2024

Listing Department,
National Stock Exchange of India Limited
Exchange Plaza, 5th Floor,
Bandra Kurla Complex,
Mumbai-400051

Scrip: MVKAGRO

Dear Sir / Madam,

Sub: **Annual Report for the financial year 2023-24**

Further to our Letter dated August 31, 2024, and in terms of the Regulation 34(1) of the SEBI (Listing Obligations and Disclosure Requirements) Regulations, 2015, we are enclosing herewith the Annual Report 2023-24 of the Company. The Annual Report 2023-24 has been sent today through electronic mode to the Members who have registered their E-Mail IDs with the Company's R&TA / Depository Participant.

The Annual Report for the Financial Year 2023-24 is also available on the website of the Company at <https://mvkagrofood.com/index.php/annual-report/>

Kindly take the above information on records and disseminate.

Yours faithfully

For M.V.K. Agro Food Product Limited

Marotrao
Vyankatrao
Kawale

Digitally signed by
Marotrao Vyankatrao
Kawale
Date: 2024.09.04 19:24:18
+05'30'



Marotrao Vyankatrao Kawale
Managing Director
DIN: 06421662

Encl.

GSTIN : 27AALCM5956B1ZA



Kusumnagar, Waghawada, Tq.Umri Dist.Nanded - 431 807
Maharashtra, (India)
Cell : 7447462601 e-mail : mvkagrofood@gmail.com

CORPORATE INFORMATION

6th ANNUAL REPORT 2023-24

Board Composition as on 31 st March 2024
--

<i>S.No</i>	<i>Director Name</i>	<i>Designation</i>
1	Mr. Marotrao Vyankatrao Kawale	Managing Director
2	Mrs. Sagarbai Marotrao Kawale	Non-Executive Director
3	Mr. Ganeshrao Vyankatrao Kawale	Non-Executive Director
4	Mr. Kishanrao Vyankatrao Kawale	Non-Executive Director
5	Mr. Shubham Govindprasad Jakhotiya	Independent Director
6	Mr. Brijesh Jaynarayan Didvaniya	Independent Director
7	Mr. Inayat Khan Azmat Khan	Independent Director

Chief Financial Officer

Mr. Sandip Marotrao Kawale

Company Secretary and Compliance Officer

Mr.Swapna Rajaram Bansode

Registrars & Share Transfer Agents

M/s. MAS Services Limited,
T-34, 2nd Floor, Okhla Industrial Area,
Phase-II New Delhi- 110020.
E-mail: ipo@masserv.com
Website: www.masserv.com

Statutory Auditor

N B T and Co,
Chartered Accountant
FRN.: 140489W
Email: nbtco@gmail.com
Website: www.nbtco.in

Internal Auditor

M/s. Kabra & Maliwal,
Chartered Accountant
FRN.:(104485W)
Email:navinkabra.ca@gmail.com

Secretarial Auditor

M/s M Shahnawaz & Associates
Practicing Company Secretary
M.No:21427; CoP: 15076
Email: msassociates16@gmail.com

Bankers

HDFC Bank Limited
Barara Tower, Near Kalamandir,
Nanded – 431 601,
Maharashtra

NOTICE OF AGM

NOTICE is hereby given that the 6th Annual General Meeting of the members of **M.V.K. AGRO FOOD PRODUCT LIMITED** will be held on Saturday, September 28, 2024 at 2.30 P.M. through Video Conferencing (“VC”) / Other Audio Visual Means (“OAVM”) to transact the following business:

ORDINARY BUSINESS:

1. To consider and adopt the:
 - Audited Standalone Annual Financial Statements of the Company for the financial year ended 31st March, 2024 and the Reports of the Board of Directors and the Auditors’ thereon; and
 - Audited Consolidated Annual Financial Statements of the Company for the financial year ended 31st March, 2024, and the Report of the Auditors’ thereon.
2. To appoint a Director in place of Mr. Marotrao Vyankatrao Kawale (DIN: 06421662), who retires by rotation and being eligible, offers himself for re-appointment.
3. Appointment of M/s. N B T & Co., Chartered Accountants, as Statutory Auditors. to hold office for a period of 5 (Five) consecutive financial years, from the conclusion of the 6th Annual General Meeting of the Company until the conclusion of the 11th Annual General Meeting of the Company and to authorise the Board of Directors of the Company to fix their remuneration

To consider and if thought fit, to pass with or without modification(s), the following resolution as an **Ordinary Resolution:**

“**RESOLVED THAT** pursuant to the provisions of Section 139 and other applicable provisions, if any, of the Companies Act, 2013, read with the Companies (Audit and Auditors) Rules, 2014, including any statutory modification and re-enactment thereof for the time being in force, and pursuant to the recommendations of the Audit Committee and the Board of the Company, M/s. N B T & Co., Chartered Accountants (Firm Regn. No. - 140489W), be and is hereby appointed as Statutory Auditors of the Company to hold office for a term of 5 (five) years from the conclusion of this 6th Annual General Meeting till the conclusion of 11th Annual General Meeting of the Company, at such remuneration as may be mutually agreed between the Board of Directors of the Company in consultation with the Statutory Auditors of the Company.

August 31, 2024
Registered Office:
Gut No. 44 And 46, Kusumnagar,
At Post Waghawada, Umari, Nanded,
Maharashtra - 431807
Tel: +91 862 309 4480
Email: info@mvkagrofood.com
Website: www.mvkagrofood.com
CIN: U15316MH2018PLC304795

By order of the Board
For M.V.K. Agro Food Product Limited

Swapna Bansode Rajaram
Company Secretary & Compliance Officer
Membership No. A47035

NOTES:

1. The Statement pursuant to Section 102 of the Companies Act, 2013, is not applicable as there is no special business.
2. Pursuant to various circulars issued by the Ministry of Corporate Affairs and the Securities and Exchange Board of India (collectively referred to as ‘SEBI Circulars’), holding of the Annual General Meeting (‘AGM’) through VC/OAVM, without the physical presence of the Members, is permitted. In compliance with the provisions of the Companies Act, 2013 (‘the Act’), SEBI (Listing Obligations and Disclosure Requirements) Regulations, 2015, as

amended ('the Listing Regulations'), MCA Circulars and SEBI Circulars, the AGM of the Company is being held through VC/ OAVM which does not require physical presence of members at a common venue. The proceedings of the AGM will be deemed to be conducted at the Registered Office of the Company which shall be the deemed Venue of the AGM.

3. A statement giving relevant details of the director seeking re-appointment under Item No. 2 of the accompanying notice, as required under SEBI (Listing Obligations & Disclosure Requirements) Regulations, 2015 is annexed herewith as Annexure-I.
4. Pursuant to the provisions of the Act, a Member entitled to attend and vote at the AGM is entitled to appoint a proxy to attend and vote on his/her behalf and the proxy need not be a Member of the Company. In terms of MCA Circulars, since physical attendance of Members has been dispensed with, there is no requirement of appointment of proxies. Accordingly, the facility for appointment of proxies by the Members under Section 105 of the Act, will not be available for the AGM and, hence, the Proxy Form and Attendance Slip are not annexed to this Notice. The Board of Directors has appointed **CS Md. Shahnawaz, Practicing Company Secretary (ACS No. 21427, CP No. 15076)** as the Scrutinizer to scrutinize the voting and remote e-voting process in a fair and transparent manner.
5. Corporate/Institutional members (i.e. other than individuals, HUF, NRI, etc) are required to send scanned copy of its Board or governing body resolution/authorization etc., authorizing its representative to attend AGM through VC/OAVM on its behalf and to vote through remote e-voting. The said Resolution/Authorization be sent to the Scrutinizer by email through its registered email address to msassociates16@gmail.com with a copy marked to evoting@nsdl.co.in.
6. Members attending the AGM through VC shall be counted for the purpose of reckoning the quorum under Section 103 of the Act.
7. Members can login and join the AGM 30 minutes prior to the scheduled time to start the AGM and the window for joining shall be kept open till the expiry of 15 minutes after the scheduled time to start the AGM. The facility of participation at the AGM through VC/OAVM will be made available for 1000 members, on first-come-first-served basis. However, the participation of large members (members holding 2% or more shareholding), promoters, institutional investors, directors, key managerial personnel, the Chairpersons of the Audit Committee, Nomination & Remuneration Committee, Stakeholders Relationship Committee and Auditors at the AGM, shall be without restriction of first-come-first served basis. Instructions and other information for members for attending the AGM through VC/OAVM are given in this Notice.
8. In case of joint holders attending the Meeting, only such joint holder who is higher in the order of names will be entitled to vote.
9. Pursuant to the provisions of Section 108 of the Companies Act, 2013 read with Rule 20 of the Companies (Management and Administration) Rules, 2014 (as amended) and Regulation 44 of SEBI (Listing Obligations & Disclosure Requirements) Regulations 2015 (as amended), and the aforesaid MCA and SEBI Circulars, the Company is providing facility of remote e-voting to its Members in respect of the business to be transacted at the AGM. For this purpose, the Company has entered into an agreement with National Securities Depository Limited (NSDL) for facilitating voting through electronic means, as the authorized agency. The facility of casting votes by a member using remote e-voting system as well as venue voting on the date of the AGM will be provided by NSDL.
10. For ease of conduct, members who would like to ask questions/express their views on the items of the business to be transacted at the meeting can send in their questions/ comments in advance mentioning their name, demat account number, email id, mobile number at cs@mvgagrofood.com The same will be replied by the Company suitably. Those Members who have registered themselves as a speaker will only be allowed to express their views/ask questions during the AGM. The Company reserves the right to restrict the number of speakers depending on the availability of time for the AGM.
11. The Registers of Members and Share Transfer Books of the Company will remain closed from **Sunday, September 22, 2024 to Saturday, September 28, 2024** (both days inclusive) for the purpose of annual closure of books.

12. In compliance with the aforesaid MCA and SEBI Circulars, the Notice of the AGM along with the Annual Report 2023-24 is being sent only through electronic mode to those Members whose email addresses are registered with the Company/ Depositories. Members may note that the Notice calling AGM along with the explanatory statement and Annual Report 2023-24 are available on the website of the Company www.mvkagrofood.com and on the website of the Stock Exchange i.e. National Stock Exchange of India Limited at www.nseindia.com and on the website of National Securities Depository Limited (NSDL) i.e. www.evoting.nsdl.com (the Authorised agency for providing voting through electronic means and AGM through VC/OAVM). Company's web-link on the above will also be provided in advertisement being published in Financial Express (English Edition) and Godateer Samachar (Marathi Edition).
13. Members who have not yet registered their e-mail address and mobile number are requested to register the same with their Depository Participants ("DP").
14. Members are requested to intimate changes, if any, pertaining to their name, postal address, e-mail address, telephone / mobile numbers, Permanent Account Number (PAN), mandates, nominations, power of attorney, etc., to their DPs.
15. For receiving all future correspondence (including Annual Report) from the Company electronically, the Members have to register their e-mail address with their Depository Participants and the Company as well.

Members may note that the Notice and Annual Report 2023-24 will also be available on the Company's website www.mvkagrofood.com, websites of the Stock Exchanges i.e. National Stock Exchange of India Limited at www.nseindia.com and on the website of NSDL www.evoting.nsdl.com.

16. In case a person has become a member of the Company after dispatch of the AGM Notice, but on or before the cut-off date for e-voting i.e. Saturday, September 21, 2024, such person may obtain the User ID and Password from RTA requesting through e-mail at investor@masserv.com.
17. With a view to helping us serve the members better, members who hold shares in identical names and in the same order of names in more than one folio are requested to write to the Company to consolidate their holdings in one folio.
18. The Company has not paid any dividend in past, thus, details of the amount of dividend which remained unpaid/unclaimed for a period of 7 years and due for transfer to IEPF is not applicable to the Company.

Further, pursuant to the provisions of Section 124(6) of the Act read with the relevant Rules made thereunder, as there is no equity shares on which dividend has not been paid or claimed for seven (7) consecutive years or more, no shares are due for transfer to the IEPF as notified by the Ministry of Corporate Affairs.
19. In terms of SEBI Circular dated 09/12/2020, the depository shall send SMS/email alerts regarding the details of the upcoming AGM to the demat holders atleast 2 days prior to the date of commencement of e-voting. Hence members are requested to update the mobile no/email ID with their respective depository participants.
20. The documents referred to in the proposed resolutions are available for inspection at its Registered Office of the Company during normal business hours on any working day except Saturdays, upto the date of meeting.

21. Instructions for e-voting and joining the AGM are as follows:

In terms of the provisions of section 108 of the Act, read with rule 20 of the Companies (Management and Administration) Rules, 2014, as amended (hereinafter called 'the Rules' for the purpose of this section of the Notice) and regulation 44 of the SEBI Listing Regulations, the Company is providing facility of remote e-voting to exercise votes on the items of business given in the Notice 6th Annual General Meeting (AGM) through electronic voting system, to members holding shares as on **Saturday, September 28, 2024** (end of day), being the cut-off date fixed for determining voting rights of members, entitled to participate in the remote e-voting process, through the e-voting platform provided by NSDL or to vote at the e-AGM.

DETAILS OF DIRECTORS SEEKING APPOINTMENT/ RE-APPOINTMENT AT THE ANNUAL GENERAL MEETING

[Pursuant to Regulation 36 of SEBI (Listing Obligations and Disclosure Requirements) Regulations, 2015 and Clause 1.2.5 of Secretarial Standard -2 on General Meetings]

Name of the Director	Marotrao Vyankatrao Kawale
DIN	06421662
Date of Birth	January 1, 1966
Age	57 years
Date of Appointment	02/02/2018
Qualification	Bachelor's degree in arts
Experience and Expertise	He has vast knowledge and experience in the field on management and manufacturing of sugar, jaggery, ethanol, milk product and dairy for over 20 years
Number of Meetings of the Board attended during the financial year (2023-24)	14 out of 14 meetings
List of Directorship/ Membership /Chairmanship of Committees of other Board	None
Membership / Chairmanship of Committees of Other Board:	NIL
Shareholding in the Company	83,88,000
Relationship with other Directors, Manager and other Key Managerial Personnel of the Company	Spouse of Sagarbai Marotrao Kawale; and brother of Ganeshrao Vyankatrao Kawale and Kishanrao Vyankatarao Kawale
Terms and Conditions of appointment or re-appointment along with details of remuneration, if any to be paid and the remuneration last drawn	Being liable to retire by rotation Remuneration: ₹ 1,50,000 per month
Justification for choosing the appointees for appointment as Independent Directors	NA

THE INSTRUCTIONS FOR MEMBERS FOR REMOTE E-VOTING AND JOINING GENERAL MEETING ARE ASUNDER:-

The remote e-voting period begins on Wednesday, September 25, 2024 at 9:00 A.M. and ends on Friday, September 27, 2024 at 5:00 P.M. The remote e-voting module shall be disabled by NSDL for voting thereafter. The Members, whose names appear in the Register of Members / Beneficial Owners as on the record date (cut-off date) i.e. Saturday, September 21, 2024, may cast their vote electronically. The voting right of shareholders shall be in proportion to their share in the paid-up equity share capital of the Company as on the cut-off date, being Saturday, September 21, 2024.

How do I vote electronically using NSDL e-Voting system?

The way to vote electronically on NSDL e-Voting system consists of "Two Steps" which are mentioned below:

Step 1: Access to NSDL e-Voting system

- A) **Login method for e-Voting and joining virtual meeting for Individual shareholders holding securities in demat mode**

In terms of SEBI circular dated December 9, 2020 on e-Voting facility provided by Listed Companies, Individual shareholders holding securities in demat mode are allowed to vote through their demat account maintained with Depositories and Depository Participants. Shareholders are advised to update their mobile number and email Id in their demat accounts in order to access e-Voting facility.

Login method for Individual shareholders holding securities in demat mode is given below:

Type of shareholders	Login Method
Individual Shareholders holding securities in demat mode with NSDL.	<ol style="list-style-type: none"> 1. If you are already registered for NSDL IDeAS facility, please visit the e-Services website of NSDL. Open web browser by typing the following URL: https://eservices.nsdl.com either on a Personal Computer or on a mobile. Once the home page of e-Services is launched, click on the “Beneficial Owner” icon under “Login” which is available under “IDeAS” section. A new screen will open. You will have to enter your User ID and Password. After successful authentication, you will be able to see e-Voting services. Click on “Access to e-Voting” under e-Voting services and you will be able to see e-Voting page. Click on options available against company name or e-Voting service provider – NSDL and you will be re-directed to NSDL e-Voting website for casting your vote during the remote e-Voting period or joining virtual meeting & voting during the meeting. 2. If the user is not registered for IDeAS e-Services, option to register is available at https://eservices.nsdl.com. Select “Register Online for IDeAS” Portal or click at https://eservices.nsdl.com/SecureWeb/IdeasDirectReg.jsp 3. Visit the e-Voting website of NSDL. Open web browser by typing the following URL: https://www.evoting.nsdl.com/ either on a Personal Computer or on a mobile. Once the home page of e-Voting system is launched, click on the icon “Login” which is available under ‘Shareholder/Member’ section. A new screen will open. You will have to enter your User ID (i.e. your sixteen digit demat account number held with NSDL), Password/OTP and a Verification Code as shown on the screen. After successful authentication, you will be redirected to NSDL Depository site wherein you can see e-Voting page. Click on options available against company name or e-Voting service provider - NSDL and you will be redirected to e-Voting website of NSDL for casting your vote during the remote e-Voting period or joining virtual meeting & voting during the meeting.
Individual Shareholders holding securities in demat mode with CDSL	<ol style="list-style-type: none"> 1. Existing users who have opted for Easi / Easiest, they can login through their user id and password. Option will be made available to reach e-Voting page without any further authentication. The URL for users to login to Easi / Easiest are https://web.cdslindia.com/myeasi/home/login or www.cdslindia.com and click on New System Myeasi. 2. After successful login of Easi/Easiest the user will be also able to see the E Voting Menu. The Menu will have links of e-Voting service provider i.e. NSDL. Click on NSDL to cast your vote. 3. If the user is not registered for Easi/Easiest, option to register is available at https://web.cdslindia.com/myeasi/Registration/EasiRegistration 4. Alternatively, the user can directly access e-Voting page by providing demat Account Number and PAN No. from a link in www.cdslindia.com home page. The system will authenticate the user

	by sending OTP on registered Mobile & Email as recorded in the demat Account. After successful authentication, user will be provided links for the respective ESP i.e. NSDL where the e-Voting is in progress.
Individual Shareholders (holding securities in demat mode) login through their depository participants	You can also login using the login credentials of your demat account through your Depository Participant registered with NSDL/CDSL for e-Voting facility. Once login, you will be able to see e-Voting option. Once you click on e-Voting option, you will be redirected to NSDL/CDSL Depository site after successful authentication, wherein you can see e-Voting feature. Click on options available against company name or e-Voting service provider-NSDL and you will be redirected to e-Voting website of NSDL for casting your vote during the remote e-Voting period or joining virtual meeting & voting during the meeting.

Important note: Members who are unable to retrieve User ID/ Password are advised to use Forget User ID and Forget Password option available at abovementioned website.

Helpdesk for Individual Shareholders holding securities in demat mode for any technical issues related to login through Depository i.e. NSDL and CDSL.

Login type	Helpdesk details
Individual Shareholders holding securities in demat mode with NSDL	Members facing any technical issue in login can contact NSDL helpdesk by sending a request at evoting@nsdl.co.in or call at toll free no.: 1800 1020 990 and 1800 22 44 30
Individual Shareholders holding securities in demat mode with CDSL	Members facing any technical issue in login can contact CDSL helpdesk by sending a request at helpdesk.evoting@cdslindia.com or contact at 022- 23058738 or 022-23058542-43

B) Login Method for shareholders other than Individual shareholders holding securities in demat mode and shareholders holding securities in physical mode.

How to Log-in to NSDL e-Voting website?

1. Visit the e-Voting website of NSDL. Open web browser by typing the following URL: <https://www.evoting.nsdl.com/> either on a Personal Computer or on a mobile.
2. Once the home page of e-Voting system is launched, click on the icon “Login” which is available under ‘Shareholder/Member’ section.
3. A new screen will open. You will have to enter your User ID, your Password/OTP and a Verification Code as shown on the screen.

Alternatively, if you are registered for NSDL eservices i.e. IDEAS, you can log-in at <https://eservices.nsdl.com/> with your existing IDEAS login. Once you log-in to NSDL eservices after using your log-in credentials, click on e-Voting and you can proceed to Step 2 i.e. Cast your vote electronically.

4. Your User ID details are given below :

Manner of holding shares i.e. Demat (NSDL or CDSL) or Physical	Your User ID is:
a) For Members who hold shares in demat account with NSDL.	8 Character DP ID followed by 8 Digit Client ID For example if your DP ID is IN300*** and Client ID is 12***** then your user ID is IN300***12*****.
b) For Members who hold shares in demat account with CDSL.	16 Digit Beneficiary ID For example if your Beneficiary ID is 12***** then your user ID is 12*****
c) For Members holding shares in Physical Form.	EVEN Number followed by Folio Number registered with the company For example if folio number is 001*** and EVEN is 101456 then user ID is 101456001***

5. Password details for shareholders other than Individual shareholders are given below:
 - a) If you are already registered for e-Voting, then you can use your existing password to login and cast your vote.
 - b) If you are using NSDL e-Voting system for the first time, you will need to retrieve the 'initial password' which was communicated to you. Once you retrieve your 'initial password', you need to enter the 'initial password' and the system will force you to change your password.
 - c) How to retrieve your 'initial password'?
 - (i) If your email ID is registered in your demat account or with the company, your 'initial password' is communicated to you on your email ID. Trace the email sent to you from NSDL from your mailbox. Open the email and open the attachment i.e. a .pdf file. Open the .pdf file. The password to open the .pdf file is your 8 digit client ID for NSDL account, last 8 digits of client ID for CDSL account or folio number for shares held in physical form. The .pdf file contains your 'User ID' and your 'initial password'.
 - (ii) If your email ID is not registered, please follow steps mentioned below in **process for those shareholders whose email ids are not registered**
6. If you are unable to retrieve or have not received the "Initial password" or have forgotten your password:
 - a) Click on "[Forgot User Details/Password?](#)"(If you are holding shares in your demat account with NSDL or CDSL) option available on www.evoting.nsdl.com.
 - b) [Physical User Reset Password?](#)" (If you are holding shares in physical mode) option available on www.evoting.nsdl.com.
 - c) If you are still unable to get the password by aforesaid two options, you can send a request at evoting@nsdl.co.in mentioning your demat account number/folio number, your PAN, your name and your registered address etc.
 - d) Members can also use the OTP (One Time Password) based login for casting the votes on the e-Voting system of NSDL.
7. After entering your password, tick on Agree to "Terms and Conditions" by selecting on the check box.
8. Now, you will have to click on "Login" button.
9. After you click on the "Login" button, Home page of e-Voting will open.

Step 2: Cast your vote electronically and join General Meeting on NSDL e-Voting system.

How to cast your vote electronically and join General Meeting on NSDL e-Voting system?

1. After successful login at Step 1, you will be able to see all the companies "EVEN" in which you are holding shares and whose voting cycle and General Meeting is in active status.

2. Select “EVEN” of company for which you wish to cast your vote during the remote e-Voting period and casting your vote during the General Meeting. For joining virtual meeting, you need to click on “VC/OAVM” link placed under “Join General Meeting”.
3. Now you are ready for e-Voting as the Voting page opens.
4. Cast your vote by selecting appropriate options i.e. assent or dissent, verify/modify the number of shares for which you wish to cast your vote and click on “Submit” and also “Confirm” when prompted.
5. Upon confirmation, the message “Vote cast successfully” will be displayed.
6. You can also take the printout of the votes cast by you by clicking on the print option on the confirmation page.
7. Once you confirm your vote on the resolution, you will not be allowed to modify your vote.

General Guidelines for shareholders

1. Institutional shareholders (i.e. other than individuals, HUF, NRI etc.) are required to send scanned copy (PDF/JPG Format) of the relevant Board Resolution/ Authority letter etc. with attested specimen signature of the duly authorized signatory(ies) who are authorized to vote, to the Scrutinizer by e-mail to bskashtwal@gmail.com with a copy marked to evoting@nsdl.co.in.
2. It is strongly recommended not to share your password with any other person and take utmost care to keep your password confidential. Login to the e-voting website will be disabled upon five unsuccessful attempts to key in the correct password. In such an event, you will need to go through the “[Forgot User Details/Password?](#)” or “[Physical User Reset Password?](#)” option available on www.evoting.nsdl.com to reset the password.
3. In case of any queries, you may refer the Frequently Asked Questions (FAQs) for Shareholders and e-voting user manual for Shareholders available at the download section of www.evoting.nsdl.com or call on toll free no.: 1800 1020 990 and 1800 22 44 30 or send a request to Amit Vishal at evoting@nsdl.co.in

Process for those shareholders whose email ids are not registered with the depositories for procuring user id and password and registration of e mail ids for e-voting for the resolutions set out in this notice:

1. In case shares are held in physical mode please provide Folio No., Name of shareholder, scanned copy of the share certificate (front and back), PAN (self-attested scanned copy of PAN card), AADHAR (self-attested scanned copy of Aadhar Card) by email to investor@masserv.com or cs@mvkagrofood.com.
2. In case shares are held in demat mode, please provide DPID-CLID (16 digit DPID + CLID or 16 digit beneficiary ID), Name, client master or copy of Consolidated Account statement, PAN (self-attested scanned copy of PAN card), AADHAR (self-attested scanned copy of Aadhar Card) to investor@masserv.com or cs@mvkagrofood.com. If you are an Individual shareholders holding securities in demat mode, you are requested to refer to the login method explained at **step 1 (A) i.e. Login method for e-Voting and joining virtual meeting for Individual shareholders holding securities in demat mode.**
3. Alternatively shareholder/members may send a request to evoting@nsdl.co.in for procuring user id and password for e-voting by providing above mentioned documents.
4. In terms of SEBI circular dated December 9, 2020 on e-Voting facility provided by Listed Companies, Individual shareholders holding securities in demat mode are allowed to vote through their demat account maintained with Depositories and Depository Participants. Shareholders are required to update their mobile number and email ID correctly in their demat account in order to access e-Voting facility.

THE INSTRUCTIONS FOR MEMBERS FOR e-VOTING ON THE DAY OF THE AGM ARE AS UNDER:-

1. The procedure for e-Voting on the day of the AGM is same as the instructions mentioned above for remote e-voting.
2. Only those Members/shareholders, who will be present in the AGM through VC/OAVM facility and have not casted their vote on the Resolutions through remote e-Voting and are otherwise not barred from doing so, shall be eligible to vote through e-Voting system in the AGM.

3. Members who have voted through Remote e-Voting will be eligible to attend the AGM. However, they will not be eligible to vote at the AGM.
4. The details of the person who may be contacted for any grievances connected with the facility for e-Voting on the day of the AGM shall be the same person mentioned for Remote e-voting.

INSTRUCTIONS FOR MEMBERS FOR ATTENDING THE AGM THROUGH VC/OAVM ARE AS UNDER:

1. Member will be provided with a facility to attend the AGM through VC/OAVM through the NSDL e-Voting system. Members may access by following the steps mentioned above for **Access to NSDL e-Voting system**. After successful login, you can see link of “VC/OAVM link” placed under “**Join General meeting**” menu against company name. You are requested to click on VC/OAVM link placed under Join General Meeting menu. The link for VC/OAVM will be available in Shareholder/Member login where the EVEN of Company will be displayed. Please note that the members who do not have the User ID and Password for e-Voting or have forgotten the User ID and Password may retrieve the same by following the remote e-Voting instructions mentioned in the notice to avoid last minute rush.
2. Members are encouraged to join the Meeting through Laptops for better experience.
3. Further Members will be required to allow Camera and use Internet with a good speed to avoid any disturbance during the meeting.
4. Please note that Participants Connecting from Mobile Devices or Tablets or through Laptop connecting via Mobile Hotspot may experience Audio/Video loss due to Fluctuation in their respective network. It is therefore recommended to use Stable Wi-Fi or LAN Connection to mitigate any kind of aforesaid glitches.
5. Shareholders who would like to express their views/have questions may send their questions in advance mentioning their name demat account number/folio number, email id, mobile number at cs@mvkagrofood.com. The same will be replied by the company suitably.

General Instructions

- i. A person, whose name is recorded in the register of members or in the register of beneficial owners maintained by the depositories as on the cut-off date only shall be entitled to avail the facility of remote e-voting as well as voting at the AGM through ballot paper.
- ii. CS Md. Shahnawaz, Practicing Company Secretary (Membership No. ACS- 21427 & CP No. 15076) has been appointed for as the Scrutinizer for providing facility to the members of the Company to scrutinize the voting and remote e-voting process in a fair and transparent manner.
- iii. The members, who are present VC / OAVM at the AGM but have not cast their votes during the remote e-voting period, shall be allowed to cast their voting through evoting.
- iv. The Scrutinizer shall after the conclusion of voting at the AGM, will first count the votes cast at the meeting and thereafter unblock the votes cast through remote e-voting in the presence of at least two witnesses not in the employment of the Company and shall make, not later than three days of the conclusion of the AGM, a consolidated scrutinizer’s report of the total votes cast in favour or against, if any, to the Chairman or a person authorized by him in writing, who shall countersign the same and declare the result of the voting forthwith.

- v. The Results declared along with the report of the Scrutinizer shall be placed on the website of the Company <https://mvkagrofood.com/> and on the website of NSDL immediately after the declaration of result by the Chairman or a person authorized by him in writing and communicated to the National Stock Exchange of India Limited.

August 31, 2024

Registered Office:

Gut No. 44 And 46, Kusumnagar,
At Post Waghawada, Umari, Nanded,
Maharashtra - 431807
Tel: +91 862 309 4480
Email: info@mvkagrofood.com
Website: www.mvkagrofood.com
CIN: U15316MH2018PLC304795

By order of the Board

For M.V.K. Agro Food Product Limited

Swapna Bansode Rajaram

Company Secretary & Compliance Officer

Membership No. A47035

DIRECTOR'S REPORT

**TO,
THE MEMBERS,
M.V.K. AGRO FOOD PRODUCT LIMITED**

Your Directors are pleased to submit the 6th Annual Report on the business and operations of your Company ("the Company" or "M.V.K. AGRO"), along with the audited financial statements, for the financial year ended March 31, 2024. The consolidated performance of the Company and its subsidiaries has been referred to wherever required.

1. FINANCIAL SUMMARY OR HIGHLIGHTS / PERFORMANCE OF THE COMPANY

The Financial Results for the year ended March 31, 2024 and the corresponding figure for the previous year are as under:

(₹ in Lakhs except EPS)

PARTICULARS	Standalone		Consolidated	
	2023-24	2022-23	2023-24	2022-23
Revenue from Operations	12,458.48	9,327.65	14,143.67	9,327.65
Other Income	54.36	65.98	222.24	65.98
Total Income	12,512.84	9,393.63	14,365.90	9,393.63
Total Expenditure	11,643.45	8,902.33	13,311.79	8,902.33
Profit before tax	869.39	491.30	1,054.12	491.30
Current Tax	168.46	46.89	197.09	46.89
Income tax Adjustment	-	-	-	-
Deferred Tax Adjustment	(15.15)	66.95	(15.15)	66.95
Profit after Tax	153.31	377.86	872.17	377.86
Basic Earnings per share (in ₹)	10.53	7.56	12.82	7.56

Notes:

- Equity shares are at par value of ₹10/- per share.
- 54,90,000 equity shares were allotted pursuant to Initial Public Offer ("IPO") on March 05, 2024

2. TRANSFER TO RESERVES

We do not propose to transfer any amount to general reserve.

3. DIVIDEND

To strengthen the financial position of the Company and to augment working capital, your directors do not recommend any dividend for the FY 2024.

4. STATE OF COMPANY'S AFFAIRS

Your Directors are pleased to share the exceptional operational and financial performance achieved by the Company even during this turbulent times of, aggressive interest rate hikes and other geopolitical factors and its consequent effect on economies of worldwide.

During the FY2024:

- Revenue from operations at ₹14,143.67 lakhs in FY 24 as compared to ₹9,327.65 lakhs in FY23, translating to a growth of 51% on consolidated basis.
- PAT at ₹872.17 lakhs in FY 24 as compared to ₹377.45 lakhs in FY 23, growth of 131% on consolidated basis.

It is expected that the Company will achieve better operation and financial performance in FY2024.

5. CHANGE IN THE NATURE OF BUSINESS

There is no Change in the nature of the business / operation of the Company done during the year under review.

6. INITIAL PUBLIC ISSUE

The Company has successfully completed the Initial Public Offer (IPO). In the IPO, 54,90,000 Equity Shares of Rs.10/- each at a issue price of Rs.120 per share aggregating to Rs. 65.88 crores. The issue was opened for subscription on February 29, 2024 and closed on March 04, 2024. The Board has allotted 54,90,000 Equity Shares of Rs.120/- each to the successful applicant on March 05, 2024. The equity shares of the M.V.K. Agro Food Product Limited got listed on March 07, 2024 on the NSE EMERGE. As on March, 31, 2024 the Authorised Share Capital of the Company is Rs. 22,00,00,000 divided into 2,20,00,000 Equity Shares of Rs.10/- each. The Paid up Share Capital of the Company is Rs. 15,49,00,000 divided into 1,54,90,000 Equity Shares of Rs.10/- each.

7. UTILISATION OF FUNDS RAISED THROUGH IPO

During the year under review, the Company has come up with Initial Public offer of 54,90,000 Equity Shares for cash at a price of Rs.120/- per Equity Shares (including a premium of Rs. 110/- per Equity Shares), aggregating to Rs. 65.88 crores. Pursuant to Regulation 32(1)(a) and 32(1)(b) of the SEBI (Listing Obligations and Disclosure Requirements) Regulations, 2015, it is hereby confirmed that there was no deviation(s) or variation(s) in the utilization of public issue proceeds from the objects as stated in the prospectus dated February 20, 2024.

8. DEMATERIALISATION OF SHARES

During the year under review, the Company has entered into tripartite agreements for dematerialization of equity shares with the MAS Services Limited, National Securities Depository Limited and Central Depository Services (India) Limited. As on March 31, 2024, the share of the Company held in demat form represents 100% of the total issued and paid-up capital of the Company. The Company ISIN No. is INE0SRI01019. M/s. MAS Services Limited is the Registrar and Share Transfer Agent of the Company.

9. MATERIAL CHANGES AND COMMITMENTS AFFECTING THE FINANCIAL POSITION BETWEEN THE END OF FINANCIAL YEAR AND DATE OF THE REPORT

No material changes and commitments affecting the financial position of the Company occurred during the period from the end of the financial year to which the financial statement related till the date of this report except:

10. SHARE CAPITAL AND INITIAL PUBLIC OFFERING OF YOUR COMPANY

The Company has successfully completed the maiden Initial Public Offer (IPO). In the IPO, 54,90,000 Equity Shares of Rs 10/- each was offered by the Company for subscription at an issue price of Rs 120/- per shares. The issue was opened for subscription on February 29, 2024 and closed on March 04, 2024. The Board has allotted 54,90,000 Equity Shares of Rs 10/- each to the successful applicant on March 05, 2024. The equity shares of the M.V.K. Agro Food Product Limited got listed on March 07, 2024 on the NSE Emerge. Your company share price debuted on National Stock Exchange of India Limited at Rs.120 per share

As on March 31, 2024, share capital of the Company was 1,54,90,000 Equity Shares of face value of Rs 10 each.

11. ALTERATION OF MEMORANDUM AND ARTICLES OF ASSOCIATION

During the FY2023-24, the Company has increased its authorised capital from Rs. ₹ 5,00,00,000 to Rs. ₹ 17,00,00,000 and consequently altered its capital clauses in the Memorandum of Association. Further, there was alteration in the articles of Association of company for Adoption of new set of Articles of Association of the Company pursuant to the Companies Act, 2013 and upon conversion to a Public Limited Company.

12. DIRECTORS AND KEY MANAGERIAL PERSONNEL

The following are the changes in the Board of the Company during the year under review:

DIN/PAN	Name	Particulars of Change	Appointment/ Cessation date
06519464	Sagarbai Marotrao Kawale	Appointed as Non-Executive Director	February 02,2018
06421662	Marotrao Vyankatrao Kawale	Appointed as Managing Director	February 02,2018
06421666	Ganeshrao Vyankatrao Kawale	Appointed as Non-Executive Director	February 02,2018
06421668	Kishanrao Vyankatrao Kawale	Appointed as Non-Executive Director	February 02,2018
10192492	Shubham Govindprasad Jakhotiya	Appointed as Independent Director	December 20,2023
10192519	Brijesh Jaynarayan Didvaniya	Appointed as Independent Director	December 20,2023
10431270	Inayat Khan Azmat Khan	Appointed as Independent Director	December 20,2023
CAAPB20 96P	Swapna Rajaram Bansode	Company Secretary	December 19,2023
CXOPK92 88H	Sandip Marotrao Kawale	Appointed as CFO	December 19,2023

Mrs. Swapna Bansode Rajaram is the Company Secretary of the Company during the years under review.

Pursuant to the provisions of Section 152 of the Companies Act, 2013, Mr. Marotrao Vyankatrao Kawale (DIN: 06421662), director, is liable to retire by rotation at the ensuing Annual General Meeting of the Company and being eligible has offered himself for reappointment. Necessary resolution for his re-appointment is included in the Notice of AGM for seeking approval of Members. The Directors recommend his re-appointment for your approval. A brief profile of Mr. Marotrao Vyankatrao Kawale (DIN: 06421662), is given in the Chapter on Corporate Governance and the Notice convening the 6th AGM for reference of the shareholders.

In the opinion of the Board, the independent directors on the Board of the Company are persons with integrity, expertise and experience relevant to the operation of the Company and that they all have qualified in the online proficiency self-assessment test conducted by the prescribed institute.

13. DECLARATIONS BY INDEPENDENT DIRECTORS

In accordance with the provisions of Section 149(7) of the Companies Act, 2013, each of the Independent Directors has confirmed to the Company that he or she meets the criteria of independence laid down in Section 149(6) of the Companies Act, 2013 read with Regulation 16(1)(b) of the SEBI (Listing Obligations and Disclosure Requirements), Regulations 2015 (the Listing Regulations) as amended.

In the opinion of the Board of Directors, all Independent Directors of the Company fulfils the conditions specified in the Act and Rules made thereunder.

14. BOARD EVALUATION

Pursuant to the provisions of the Companies Act, 2013, Regulation 17(10) of the Listing Regulations and in line with our corporate governance guidelines, peer evaluation of all Board members, annual performance evaluation of its own performance, as well as the evaluation of the working of Board's Committees was undertaken. This evaluation is led by the Chairman of the Nomination and Remuneration Committee with a specific focus on the performance and effective functioning of the Board and its Committees. The evaluation process, inter alia, considers attendance of Directors at Board and committee meetings, acquaintance with business, communication inter se board members, the time spent by each of the Board members, core competencies, personal characteristics, accomplishment of specific responsibilities and expertise.

The performance of the Board was evaluated by the Board after seeking inputs from all the Directors on the basis of the criteria such as the Board composition and structure, effectiveness of Board processes, information and functioning etc.

The performance of the Committees was evaluated by the Board after seeking inputs from the Committee Members on the basis of the criteria such as the composition of Committees, effectiveness of committee meetings, etc.

The report on the performance evaluation of the Individual Directors was reviewed by the Board and feedback was given to the Directors.

15. BOARD MEETING

During the year under review Board met 01-04-2023; 01-09-2023; 26-10-2023; 01-11-2023; 13-11-2023; 22-11-2023; 27-11-2023; 01-12-2023; 12-12-2023; 19-12-2023; 27-12-2023; 02-01-2024; 05-03-2024; 29-03-2024;. There were 14 board meetings were held in accordance with the provisions of Companies Act, 2013. The details of the Board meetings are provided in the Report on Corporate Governance, which forms a part of this Annual Report.

The intervening gap between two consecutive meetings was within the limit prescribed under the Companies Act, 2013 and SEBI Listing Regulations.

16. MEETING OF THE INDEPENDENT DIRECTORS

During FY2023-24, one meeting of Independent Directors was held without the presence of the Executive Directors or Management Personnel on March 29, 2024. At such meeting, the Independent Directors have discussed, among other matters, the challenges faced by the Company, growth strategies, flow of information to the Board, strategy, leadership strengths, compliance, governance, HR related matters and performance of Executive Directors.

17. COMMITTEES OF THE BOARD

A. AUDIT COMMITTEE

The Audit Committee of the Board comprises of:

Name of Directors	Category
Brijesh Jaynarayan Didvaniya	Independent Director – Chairman
Inayat Khan Azmat Khan	Independent Director
Sandip Marotrao Kawale	Executive Director & CFO
Marotrao Vyankatrao Kawale	Managing Director

During the year under review, there has been no instance where the recommendations of the Audit Committee have not been accepted by the Board. The terms of reference of the Audit Committee are in accordance with the provision of the Companies Act, 2013 and in line with SEBI Listing Regulations although the listing regulation pertaining to Audit Committee is not applicable to the Company.

NOMINATION AND REMUNERATION COMMITTEE

The Nomination and Remuneration Committee of the Board comprises of:

Name of Directors	Category
Inayat Khan Azmat Khan	Independent Director – Chairman
Brijesh Jaynarayan Didvaniya	Independent Director
Shubham Govindprasad Jakhotiya	Independent Director

During the year under review, there has been no instance where the recommendations of the Nomination and Remuneration Committee have not been accepted by the Board. The terms of reference of the Nomination and Remuneration Committee are in accordance with the provision of the Companies Act, 2013 and in line with SEBI Listing Regulations although the listing regulation pertaining to Nomination and Remuneration Committee is not applicable to the Company.

B. STAKEHOLDERS RELATIONSHIP COMMITTEE

The Stakeholders Relationship Committee of the Board comprises of:

Name of Directors	Category
Shubham Govindprasad Jakhotiya	Independent Director – Chairman
Brijesh Jaynarayan Didvaniya	Independent Director
Inayat Khan Azmat Khan	Independent Director

During the year under review, there has been no instance where the recommendations of the Stakeholders Relationship Committee have not been accepted by the Board. The terms of reference of

the Stakeholders Relationship Committee are in accordance with the provision of the Companies Act, 2013 and in line with SEBI Listing Regulations although the listing regulation pertaining to Stakeholders Relationship Committee is not applicable to the Company.

18. VIGIL MECHANISM

To meet the requirement under Section 177(9) and (10) of the Companies Act, 2013 and Regulation 22 of the Listing Regulations the Company has adopted a vigil mechanism named Whistle Blower Policy for directors and employees to report genuine concerns, which shall provide adequate safeguards against victimization of persons who use such mechanism. Under this policy, we encourage our employees to report any reporting of fraudulent financial or other information to the stakeholders, any conduct that results in violation of the Company's Code of Business Conduct, to management (on an anonymous basis, if employees so desire).

Likewise, under this policy, we have prohibited discrimination, retaliation or harassment of any kind against any employee who, based on the employee's reasonable belief that such conduct or practice have occurred or are occurring, reports that information or participates in the said investigation. The Whistle Blower Policy is displayed on the Company's website at www.mvkagrofood.com

No individual in the Company has been denied access to the Audit Committee or its Chairman during the FY2023-24.

19. APPOINTMENT OF DIRECTORS AND REMUNERATION POLICY

The Board has on the recommendation of the Nomination and Remuneration Committee framed a policy for the selection and appointment of Directors and Senior Management Personnel and their remuneration. The Remuneration Policy is included in the Corporate Governance Report, which forms part of this Annual Report. The Company's policy relating to the Directors appointment, payment of remuneration and discharge of their duties is available on the website of the Company at www.mvkagrofood.com

20. CORPORATE SOCIAL RESPONSIBILITY

During the year under review, the provision of Section 135 of the Companies Act, 2013 and the rules made thereunder were not applicable to the Company. Further, the Company had undertaken IPO during the year under review and at that time CSR Committee were also constituted and CSR policy were adopted considering the expected profit for FY 2024. The provisions of CSR have become applicable to the Company w.e.f April 2024 as the net profit for FY 2024 exceeded the limit of Rs 5 Crores. The Audited Accounts for FY 2024 were approved by the Board of Directors on May 30, 2024.

The Company is liable to spend Rs 11.86 Lakhs towards CSR activities as per the Company's CSR policy. The CSR report for FY 2024 was not applicable as the Company was not covered by the provision of Section 135 of the Companies Act, 2013.

The Corporate Social responsibility Committee of the Board comprises of:

Name of Directors	Category
Inayat Khan Azmat Khan	Independent Director – Chairman
Brijesh Jaynarayan Didvaniya	Independent Director
Ganeshrao Vyankatrao Kawale	Director
Kishanrao Vyankatarao Kawale	Director

The CSR policy of the Company can be viewed at <https://mvkagrofood.com/index.php/policy/>

21. RISK MANAGEMENT POLICY

Your Company's Risk Management Framework is designed to enable risks to be identified, assessed and mitigated appropriately. The Risk Management framework seeks to create transparency, minimize adverse impact on the business objectives and enhance the Company's competitive advantage.

The Company has constituted an internal Risk Management Committee. The details of the Committee and its terms of reference are set out in the Corporate Governance Report forming part of the Board's Report. The Board reviews the same from time to time to include new risk elements and its mitigation plan. Risk identification and its mitigation is a continuous process in our Company.

21. SUBSIDIARY, JOINT VENTURE AND ASSOCIATE COMPANY

The Company has one wholly owned subsidiary. The Company does not have any Joint Venture as on March 31, 2024.

M/s Sai Krupa Dairy & Food Products Private Limited, is wholly owned subsidiary of our Company and engaged in the business of manufacturing of dairy product.

A statement containing the salient features of the financial statement of the subsidiary/joint venture Company in the prescribed format AOC-1 is annexed herewith as "**Annexure 1**".

Further, pursuant to the provisions of Section 136 of the Companies Act, 2013, the standalone financial statements of the Company, consolidated financial statements along with relevant documents and separate audited accounts in respect of the subsidiary, are available on the website of the Company at www.umaexports.net.in under investors' section. These documents will also be available for inspection till the date of the AGM during business hours at the Registered Office of the Company.

22. NON-APPLICABILITY OF THE INDIAN ACCOUNTING STANDARDS

As per Provision to regulation Rule 4(1) of the companies (Indian Accounting Standards) Rules, 2015 notified vide Notification No. G.S.R 111 (E) on 16th February, 2015, Companies whose shares are listed on SME exchange as referred to in Chapter XB of SEBI (Issue of Capital and Disclosure Requirements) Regulations, 2009, are exempted from the compulsory requirements of adoption of IND-AS w.e.f. 1st April, 2017. As your Company is also listed on SME Platform of NSE Limited, is covered under the exempted category and is not required to comply with IND-AS for preparation of financial statements.

23. DETAILS OF SIGNIFICANT AND MATERIAL ORDERS PASSED BY THE REGULATORS OR COURTS OR TRIBUNALS

During the year under review, no significant and material orders have been passed by the Regulators, Courts, or Tribunals impacting the going concern status of the Company and its operation in the future.

24. AUDITORS & AUDITORS' REPORT

The Company's Statutory Auditors M/s. Kabra & Maliwal, Chartered Accountant, (FRN 104485W), has resigned from the office of Statutory Auditors of the Company on October 14, 2023, resulting into a casual vacancy in the office of Auditors.

Thereafter, M/s. N B T and Co, Chartered Accountants (Firm Registration No. 140489W) was appointed as the Statutory Auditors of the Company to fill such casual vacancy on November 27, 2023 at an Extra Ordinary General Meeting, who will hold the office till the conclusion of ensuing Annual General Meeting.

M/s. N B T and Co., Chartered Accountants, are eligible to be appointed for a term of 5 (five) years, in terms of provisions of Sections 139 and 141 of the Act, read with the Rules made thereunder.

Accordingly, the Board of Directors of the Company at their meeting held on Saturday, August 31, 2024 based on the recommendation of the Audit Committee and subject to the approval of the shareholders of the Company at the ensuing AGM, recommended appointment of M/s. N B T and Co, Chartered Accountants, (Firm Registration No. 140489W), shall be appointed as the Statutory Auditors, for a period of 5 (five) years i.e. from the conclusion of the ensuing 6th Annual General Meeting till the conclusion of 11th Annual General Meeting.

25. CORPORATE GOVERNANCE

As our Company is coming with an issue in terms of Chapter IX of the SEBI (ICDR) Regulations, 2018 as amended from time to time, as on date of this Prospectus, the requirement specified in regulations 17, 18, 19, 20, 21, 22, 23, 24, 25, 26, 27 and clauses (b) to (i) of sub-regulation (2) of regulation 46 and para C, D and E of Schedule V of SEBI (LODR) Regulations, 2015 are not applicable to our Company. In additions to the applicable provisions of the Companies Act, 2013 will be applicable to our company immediately up on the listing of Equity Shares on the Stock Exchanges. However, our Company has complied with the corporate governance requirement, particularly in relation to appointment of independent directors including woman director on our Board, constitution of an Audit Committee and Nomination and Remuneration Committee. Our Board functions either on its own or through committees constituted thereof, to oversee specific operational areas.

26. SECRETARIAL AUDIT REPORT

Pursuant to the provisions of Section 204 of the Companies Act, 2013 and Rules made thereunder, the Company had appointed CS Md. Shahnawaz (Membership No. 21427 CP No. 15076), Practicing Company Secretary, to carry out the Secretarial Audit of the Company for the FY2023-24. The Secretarial Audit Report submitted by him, for FY2023-24 is annexed herewith marked as "Annexure 2" to this Report.

The Secretarial Audit Report does not contain any qualification, reservation or adverse remark, and, therefore, does not call for any further comments.

27. SECRETARIAL STANDARDS

During the year under review, the Company has duly complied with the applicable provisions of the Secretarial Standards on Meetings of the Board of Directors (SS-1) and General Meetings (SS-2) issued by The Institute of Company Secretaries of India (ICSI).

28. INTERNAL FINANCIAL CONTROL SYSTEMS AND THEIR ADEQUACY

The Company has an adequate Internal Control System, commensurate with the size, scale and complexity of its operations. To maintain its objectivity and independence, the Internal Auditor reports to the Chairman of the Audit Committee of the Board.

Internal Audit is conducted by an Independent Professional Firm of Chartered Accountants. The Internal Audit Reports are reviewed and discussed with the senior management team. The representative of Statutory Auditors and the Internal Auditors are permanent invitees to the Audit Committee meetings. The measures as suggested by the Audit Committee are implemented as per the direction of the Audit Committee.

The controls comprise of:

- a) Officials of the Company have defined authority and responsibilities within which they perform their duty;
- b) All the Banking transactions are under joint authority and no individual authorization is given;
- c) Maker-checker system is in place.
- d) Any deviations from the previously approved matter require fresh prior approval.

M/s. Kabra & Maliwal, Chartered Accountants (FRN No.104485W), had carried out Internal Audit of the Company for the FY2023-24.

29. DETAILS OF FRAUD REPORTED BY THE AUDITORS

During the year under review, the Statutory Auditors and Internal Auditor have not reported any instances of fraud committed in the Company by its officers or employees to the Audit Committee under section 143(12) and Rule 13 of the Companies (Audit and Auditors) Rules, 2014 of the Companies Act, 2013.

30. EXTRACT OF ANNUAL RETURN

Pursuant to Section 92(3) read with Section 134(3) (a) of the Companies Act, 2013, the Annual Return for the year ending on March 31, 2024 is available on the Company's website at www.mvkagrofood.com.

31. PARTICULARS OF LOANS, GUARANTEES OR INVESTMENTS UNDER SECTION 186 OF THE COMPANIES ACT, 2013

The particulars of loans given, investment made or guarantee given or security provided and the purpose for which the loan or guarantee or security is proposed to be utilized as per the provisions of Section 186 of the Companies Act, 2013 are disclosed in the notes to account to the financial statements for the financial year 2023-24.

32. DEPOSIT

The Company has neither accepted nor renewed any deposits during the year under review. Further, the Company does not have any outstanding amount qualified as a deposit as on 31st March 2024.

33. PARTICULARS OF CONTRACTS OR ARRANGEMENTS WITH RELATED PARTIES

The Company has entered into related party transaction in ordinary course of business and at arm's length. As none of the transactions with any of the related party exceed the 10% of the turnover of the Company, there was no material related party transaction during the year under review. Thus, the disclosure of particulars of contracts or arrangements with related parties as prescribed in Form AOC-2 under section 188(1) of the Companies Act, 2013, during the financial year ended March 31, 2024, is not applicable.

The details of other related party transactions are disclosed in Form AOC – 2, enclosed herewith.

The policy on Related Party Transactions as approved by the Board is uploaded on the Company's website: www.mvkagrofood.com.

34. CONSERVATION OF ENERGY, TECHNOLOGY ABSORPTION AND FOREIGN EXCHANGE EARNING AND OUTGO

The details of conservation of energy and technology absorption are applicable to the Company as the Company is engaged in the manufacturing activities. Further, the foreign exchange earnings and outgo for the financial year ended March 31, 2024 in accordance with the provisions of Section 134(3)(m) of the Companies Act, 2013 read with Rule 8 of the Companies (Accounts) Rules 2014 in the prescribed format are annexed hereto as “Annexure 3” and forms part of this report.

35. REMUNERATION RATIO OF THE DIRECTORS / KEY MANAGERIAL PERSONNEL (KMP)/EMPLOYEES

Disclosures relating to remuneration and other details as required under section 197(12) of the Companies Act, 2013 read with rules 5(1) of the Companies (Appointment and Remuneration of Managerial Personnel) Rules, 2014, is annexed herewith as “Annexure 4” and forms part of this Board's report.

The particulars of Managerial remuneration as stated in section 197(12) of the Companies Act, 2013 read with rules 5(2) and 5(3) of the Companies (Appointment and Remuneration of Managerial personnel) Rules, 2014, is annexed herewith as “Annexure 5” and forms part of this Board's report.

36. MAINTENANCE OF COST RECORDS AND COST AUDIT

The requirement of maintenance of cost records as specified by the Central Government under sub-section (1) of section 148 of the Companies Act, 2013, and audit of cost records were not applicable to the Company during the year under review.

37. DISCLOSURE UNDER INSOLVENCY AND BANKRUPTCY CODE, 2016 (31 OF 2016)

During the year under review, neither any application was made nor any proceeding is pending against the Company under the Insolvency and Bankruptcy Code, 2016

38. DETAILS OF DIFFERENCE BETWEEN AMOUNTS OF THE VALUATION

There was no one time settlement by the Company with the Banks or Financial Institutions during the year under review, thus, the details of difference between amount of the valuation done at the time of one time settlement and the valuation done while taking loan from the Banks or Financial Institutions along with the reasons thereof are not applicable.

39. DIRECTOR'S RESPONSIBILITY STATEMENT

The Director's Responsibility Statement referred to in clause (c) of Sub-section (3) of Section 134 of the Companies Act, 2013 shall state that

- a) In the preparation of the annual accounts, the applicable accounting standards have been followed along with proper explanation relating to material departures.
- b) The directors has selected such accounting policies and applied them consistently and made judgments and estimates that are reasonable and prudent so as to give a true and fair view of the state of affairs of the company at the end of the financial year and of the profit & loss of the company for that period.
- c) The directors had taken proper and sufficient care for the maintenance of adequate accounting records in accordance with the provisions of this Act for safeguarding the assets of the company and for preventing and detecting fraud and other irregularities.
- d) The directors has prepared the annual accounts on a going concern basis;
- e) The directors, in the case of a listed company, had laid down internal financial controls to be followed by the company and that such internal financial controls are adequate and were operating effectively, and
- f) The directors had devised proper system to ensure compliance with the provisions of all applicable laws and that such system were adequate and operating effectively.

40. PREVENTION OF INSIDER TRADING

The Company has adopted a Code of Conduct for Prevention of Insider Trading, in accordance with the requirements of Securities and Exchange Board of India (Prohibition of Insider Trading) Regulations, 2015, as amended from time to time.

The Company Secretary is the Compliance Officer for monitoring adherence to the said Regulations. The Code is displayed on the Company's website at www.mvkagrofood.com.

41. DISCLOSURES AS PER SEXUAL HARASSMENT OF WOMEN AT WORKPLACE (PREVENTION, PROHIBITION AND REDRESS) ACT, 2013

The Company has zero-tolerance for sexual harassment at the workplace and has adopted a policy on prevention, prohibition and redressal of sexual harassment at the workplace in line with the provisions of the Sexual Harassment of Women at Workplace (Prevention, Prohibition and Redressal) Act, 2013 and the rules framed thereunder. The Company has set up Internal Complaint Committee (ICC) under the Sexual Harassment of Women at Workplace (Prevention, Prohibition and Redressal) Act, 2013 along with its relevant Rules.

The Committee met once during the FY2024 on March 30, 2024.

There was no complaint pending at the beginning and at the end of FY2023-24. No complaints have been received by the Committee during the FY2023-24.

42. MANAGEMENT DISCUSSION & ANALYSIS REPORT

In term of requirements of Regulation 34(2)(e) of SEBI (LODR) Regulation 2015, a "**Management Discussion and Analysis Report**" are set out as a separate section in this Annual Report which forms an integral part of this report.

43. CREDIT RATING

The Company has not availed any Credit Rating.

44. TRANSFER OF UNPAID AND UNCLAIMED AMOUNTS TO INVESTOR EDUCATION AND PROTECTION FUND (IEPF)

Pursuant to the applicable provisions of the Companies Act, 2013, read with the IEPF Authority (Accounting, Audit, Transfer and Refund) Rules, 2016 (“the IEPF Rules”), all unpaid or unclaimed dividends are required to be transferred by the Company to the IEPF, established by the Government of India, after the completion of seven years. Further, according to the Rules, the shares on which dividend has not been paid or claimed by the shareholders for seven consecutive years are also to be transferred to the Demat account of the IEPF Authority.

During the year, there was no unclaimed and unpaid dividend and corresponding equity shares on which dividend were unclaimed/unpaid for seven consecutive years, which was required to be transferred as per the requirement of the IEPF Rules.

Further, pursuant to the provisions of Section 124(6) of the Act read with the relevant Rules made thereunder, as there was no equity shares on which dividend has not been paid or claimed for seven (7) consecutive years or more, no shares are due for transfer to the IEPF as notified by the Ministry of Corporate Affairs.

45. HUMAN RESOURCES

Our employees are our core resource and the Company has continuously evolved policies to strengthen its employee value proposition. Your Company was able to attract and retain best talent in the market and the same can be felt in the past growth of the Company. The Company is constantly working on providing the best working environment to its Human Resources with a view to inculcate leadership, autonomy and towards this objective; your company makes all efforts on training. Your Company shall always place all necessary emphasis on continuous development of its Human Resources. The belief “Great People create Great Organization” has been at the core of the Company’s approach to its people.

46. GENERAL

Your Directors state that no disclosure or reporting is required in respect of the following matters as there were no transactions on these items during the year under review:

- Issue of equity shares with differential rights as to dividend, voting or otherwise.
- Issue of shares (including sweat equity shares) to employees of the Company under any scheme.
- The Company does not have any scheme of provision of money for the purchase of its own shares by employees or by trustees for the benefit of employees.

48. ACKNOWLEDGEMENTS

Your Directors take this opportunity to express their sincere thanks to the Central Government and Governments of various states, Financial Institutions, Bankers and Customers for their co-operation and assistance extended.

Your Directors also wish to express their deep appreciation for the integrity and hard work of all the employees of the Company at all levels to cope-up the challenging scenario and strive for the growth of our Company.

The Board also takes this opportunity to express their deep gratitude for the continued co-operation and support received from the shareholders.

For and on behalf of the Board of Directors
M.V.K. AGRO FOOD PRODUCT LIMITED

Date: May 30, 2024

Place: Nanded

Kishanrao Vyankatrao Kawale	Marotrao Vyankatrao Kawale
Director	(Managing Director)
DIN:06421668	DIN: 06421662

Form AOC-1

(Pursuant to first proviso to sub-section (3) of section 129 read with rule 5 of Companies (Accounts) Rules, 2014)

Statement containing salient features of the financial statement of subsidiaries/associate companies / joint ventures**Part “A”: Subsidiaries**

Amount in Lacs

Sr. No.	Particulars	
1.	Name of the subsidiary /associates	M/s Sai Krupa Dairy & Food Products Private Limited
2.	Reporting period for the subsidiary concerned, if different from the holding company’s reporting period	2023-24
4.	Share capital	100.00
5.	Reserves & surplus	376.39
6.	Total assets	1436.45
7.	Total Liabilities	1436.45
8.	Investments	441.86
9.	Turnover	1685.19
10.	Profit /Loss before taxation	184.72
11.	Other Comprehensive Income	167.87
12.	Provision for taxation	28.63
13.	Profit after taxation(incl. other comprehensive income)	156.09
14.	Proposed Dividend	0.00
15.	% of shareholding	99.99%

For and on behalf of the Board of Directors
M.V.K. AGRO FOOD PRODUCT LIMITED

Date: May 30, 2024

Place: Nanded

Kishanrao Vyankatrao Kawale
Director
DIN:06421668

Marotrao Vyankatrao Kawale
(Managing Director)
DIN: 06421662

FORM NO. MR-3
SECRETARIAL AUDIT REPORT
FOR THE FINANCIAL YEAR ENDED 31ST MARCH, 2024

[Pursuant to section 204(1) of the Companies Act, 2013 and rule No.9 of the Companies (Appointment and Remuneration of Managerial Personnel) Rules, 2014]

To,
The Members,
M.V.K. AGRO FOOD PRODUCT LIMITED
CIN:U15316MH2018PLC304795
GUT No. 44 and 46, Kusumnagar,
At Post Waghawada, Umari, Nanded
Maharashtra - 431807

I have conducted the secretarial audit of the compliance of applicable statutory provisions and the adherence to good corporate practices by **M.V.K. AGRO FOOD PRODUCT LIMITED** (hereinafter called the company). Secretarial Audit was conducted in a manner that provided me a reasonable basis for evaluating the corporate conducts / statutory compliances and expressing my opinion thereon.

Based on my verification of the Company's books, papers, minute books, forms and returns filed and other records maintained by the company and also the information provided by the Company, its officers, agents and authorized representatives during the conduct of secretarial audit, I hereby report that in my opinion, the company has, during the audit period covering the financial year ended on, complied with the statutory provisions listed hereunder and also that the Company has proper Board-processes and compliance-mechanism in place to the extent, in the manner and subject to the reporting made hereinafter:

I have examined the books, papers, minute books, forms and returns filed and other records maintained by the Company for the financial year ended on March 31, 2024, according to the provisions of:

- (i) The Companies Act, 2013 (the Act) and the rules made thereunder;
- (ii) The Securities Contracts (Regulation) Act, 1956 ('SCRA') and the rules made thereunder;
- (iii) The Depositories Act, 1996 and the Regulations and Bye-laws framed thereunder;
- (iv) Foreign Exchange Management Act, 1999 and the rules and regulations made thereunder to the extent of Foreign Direct Investment, Overseas Direct Investment and External Commercial Borrowings;
- (v) The following Regulations and Guidelines prescribed under the Securities and Exchange Board of India Act, 1992 ('SEBI Act):-
 - (a) The Securities and Exchange Board of India (Substantial Acquisition of Shares and Takeovers) Regulations, 2011-;
 - (b) The Securities and Exchange Board of India (Prohibition of Insider Trading) Regulations, 1992;
 - (c) The Securities and Exchange Board of India (Issue of Capital and Disclosure Requirements) Regulations, 2018;
 - (d) The Securities and Exchange Board of India (Share Based Employee Benefits and Sweat Equity) Regulations, 2021 – **Not Applicable during the Audit Period;**
 - (e) The Securities and Exchange Board of India (Issue and Listing of Non-Convertible

Securities) Regulations, 2021 - **Not Applicable during the Audit Period;**

- (f) The Securities and Exchange Board of India (Registrars to an Issue and Share Transfer Agents) Regulations, 1993 regarding the Companies Act and dealing with client;
- (g) The Securities and Exchange Board of India (Delisting of Equity Shares) Regulations, 2021- **Not Applicable during the Audit Period;**
- (h) The Securities and Exchange Board of India (Buy-back of Securities) Regulations 2018- **Not Applicable during the Audit Period;**
- (i) The Securities and Exchange Board of India (Listing Obligations and Disclosure Requirements) Regulations 2015; and

I report that, having regard to the compliance system prevailing in the Company and on examination of the relevant documents and records in pursuance thereof, on test-check basis, the Company has complied with all the laws applicable specifically to the Company.

I have also examined compliance with the applicable clauses of the Secretarial Standards issued by The Institute of Company Secretaries of India.

I have relied on the representation made by the Company and its Officers for systems and mechanism formed by the Company for compliances under other applicable Acts, Laws and Regulations to the Company.

During the period under review the Company has complied with the provisions of the Act, Rules, Regulations, Guidelines, Standards, etc. mentioned above subject to the following observations:

I further report that:

- The Board of Directors of the Company is duly constituted with proper balance of Executive Directors, Non-Executive Directors and Independent Directors. The changes in the composition of the Board of Directors that took place during the period under review were carried out in compliance with the provisions of the Act.
- Adequate notice is given to all directors to schedule the Board Meetings, agenda and detailed notes on agenda were sent at least seven days in advance, and a system exists for seeking and obtaining further information and clarifications on the agenda items before the meeting and for meaningful participation at the meeting.
- All decisions at Board Meetings and Committee Meetings are carried out unanimously as recorded in the minutes of the meetings of the Board of Directors or Committee of the Board, as the case may be.

I further report that the compliance by the Company of applicable financial laws such as direct and indirect tax laws and maintenance of financial records and books of accounts have not been reviewed in this audit since the same have been subject to review by the Statutory Auditors, Tax Auditors and other designated professionals.

I further report that as per the explanations given to me and the representation made by the Management and relied upon by me, there are adequate systems and processes in the Company commensurate with the

size and operations of the Company to monitor and ensure compliance with applicable laws, rules, regulations and guidelines.

I further report that during the audit period, there were following specific events / actions having a major bearing on Company's affairs in pursuance of the above-referred laws, rules, regulations, guidelines, standards, etc.:

1. The shareholders of the Company at their Extra Ordinary General Meeting held on December 19, 2023, have approved increase in the Authorized Share capital of the company from Rs. 5,00,00,000 to Rs. 17,00,00,000.
2. The company had allotted 50,00,000 equity shares on bonus issue basis at their Board Meeting held on December 19, 2023.
3. The shareholders of the Company at their Extra Ordinary General Meeting held on December 20, 2023, have approved:
 - Adoption of new set of Articles of Association of the Company
 - Increase in the limits of Borrowing power not exceeding Rs.200 crores
 - Increase in limits for creation of securities upto Rs.200 crores
 - Appointment of Mr. Inayat Khan Azmat Khan (DIN: 10431270) as an Independent Director of the Company
 - Appointment of Mr. Brijesh Jaynarayan Didvaniya (DIN: 10192519) as an Independent Director of the Company
 - Appointment of Mr. Shubham Govindprasad Jakhotiya (DIN: 10192492) as an Independent Director of the Company
 - Appointment of Mr. Marotrao Vyankatrao Kawale (DIN: 06421662) as a Managing Director of the Company
4. The shareholders of the Company at their Extra Ordinary General Meeting held on November 27, 2023, have approved appointment of M/s. N B T & Co, Chartered Accountants (Firm Registration Number:140489W) as Statutory Auditors to undertake Statutory Audit of the accounts for the year 2023-24 and they shall hold office until the conclusion of the ensuing annual general meeting
5. The IPO of 54,90,000 Equity Shares of ₹10 each of the Company opened for subscription on February 29, 2024 and closed on March 04, 2024. The shares of the Company got listed on March 07, 2024 at Emerge Platform of the National Stock Exchange of India Limited ("NSE EMERGE").

M Shahnawaz & Associates

Company Secretaries

Firm Regn. No: S2015WB331500

CS Md. Shahnawaz

Proprietor

Membership No.: 21427

CP No.: 15076

UDIN: A021427F000502701

Place: Kolkata

Date: May 30, 2024

'ANNEXURE A'

To,
The Members,
M.V.K. AGRO FOOD PRODUCT LIMITED
CIN:U15316MH2018PLC304795
GUT No. 44 and 46, Kusumnagar,
At Post Waghawada, Umari, Nanded
-431 807, Maharashtra

My report of even date is to be read along with this letter.

1. Maintenance of secretarial record is the responsibility of the management of the company. My responsibility is to express an opinion on these secretarial records based on our audit.
2. I have followed the audit practices and processes as were appropriate to obtain reasonable assurance about the correctness of the contents of the Secretarial records. The verification was done on test basis to ensure that correct facts are reflected in secretarial records. I believe that the processes and practices, I followed provide a reasonable basis for our opinion.
3. I have not verified the correctness and appropriateness of financial records and Books of Accounts of the Company.
4. Wherever required, we have obtained the Management representation about the compliance of laws, rules and regulations and happening of events etc.
5. The compliance of the provisions of Corporate and other applicable laws, rules, regulations, standards is the responsibility of management. Our examination was limited to the verification of procedures on test basis.
6. The Secretarial Audit report is neither an assurance as to the future viability of the company nor of the efficacy or effectiveness with which the management has conducted the affairs of the company.

M Shahnawaz & Associates

Company Secretaries

Firm Regn. No: S2015WB331500

CS Md. Shahnawaz

Proprietor

Membership No.: 21427

CP No.: 15076

UDIN: A021427F000502701

Place: Kolkata

Date: May 30, 2024

Annexure - 3

DISCLOSURE OF THE PARTICULARS WITH RESPECT TO CONSERVATION OF ENERGY, TECHNOLOGY ABSORPTION AND FOREIGN EXCHANGE EARNINGS AND OUTGO AS REQUIRED UNDER SECTION 134(3)(m) OF THE COMPANIES ACT, 2013 READ WITH RULE 8(3) OF THE COMPANIES (ACCOUNTS) RULES, 2014

A) CONSERVATION OF ENERGY

S.No	Particular	Remark
1.	the steps taken or impact on conservation of energy;	The Company has taken various steps for minimization of energy consumption by putting continuous efforts towards optimization of operating and processing activities, upgradation and modernization of plant equipment etc.
2	the steps taken by the company for utilizing alternate sources of energy	Company engaged in the generation of Power for captive consumption. Residue from sugar production i.e. bagasse and molasses are further used as raw materials for generation of power. The Company produces captive power generation of 3MW and utilizes 100% for self-consumption.
3	the capital investment on energy conservation equipment's;	NIL

B) TECHNOLOGY ABSORPTION

From B: Disclosure of particulars with respect to Technology absorption	
Technology, absorption, adaptation and innovation	
Efforts made towards technology absorption	NIL
The benefits derived like product improvement, cost reduction, product development or import substitution	NIL
In case of imported technology (imported during the last three years reckoned from the beginning of the financial year)- (a) the details of technology imported; (b) the year of import; (c) whether the technology been fully absorbed; (d) if not fully absorbed, areas where absorption has not taken place, and the reasons thereof; and	NIL
Research & Development (R & D) -	
the expenditure incurred on Research and Development	NIL

C) FOREIGN EXCHANGE EARNING AND OUTGO

(Rs In Lacs)

Particulars	FY 2024	FY2023
Foreign Exchange earnings	Nil	Nil
Foreign Exchange outgo	Nil	Nil

For and on behalf of the Board of Directors
M.V.K. AGRO FOOD PRODUCT LIMITED

Date: May 30, 2024

Place: Nanded

Kishanrao Vyankatrao Kawale
Director
DIN:06421668

Marotrao Vyankatrao Kawale
(Managing Director)
DIN: 06421662

DISCLOSURE UNDER SECTION 197(12) OF THE COMPANIES ACT, 2013 READ WITH RULE 5(1) OF THE COMPANIES (APPOINTMENT AND REMUNERATION OF MANAGERIAL PERSONNEL) AMENDMENT RULES, 2016

- i. The percentage increase in remuneration of each Director, Chief Financial Officer and Company Secretary during the financial year 2023-24, ratio of the remuneration of each Director to the median remuneration of the employees of the Company for the financial year 2024

Name of the Director / CEO / CFO / Company Secretary / Manager	Designation	Ratio of the remuneration of each director to the median remuneration of the employees of the Company for the financial year 2023-24	Percentage increase in Remuneration during 2023-24
Marotrao Vyankatrao Kawale	Managing Director	26.32 times	No increase in remuneration during the FY 2023-24
Swapna Rajaram Bansode	Company Secretary	2.19 times	No increase in remuneration during the FY 2023-24
Sandip Marotrao Kawale	CFO	10.96 times	No increase in remuneration during the FY 2023-24

- ii. The median remuneration of employees of the Company during the financial year was Rs 1,36,800 /- (Rs 11,400 per month)
- iii. During the financial year there was no increase in median remuneration of employee.
- iv. There were 155 permanent employees on the rolls of the Company as on 31st March, 2024.
- v. There was no increase in the salaries of employees other than the managerial personnel in the last financial year i.e., 2023-24 whereas there is no increase in managerial remuneration for the same financial year.
- vi. It is hereby affirmed that the remuneration paid is as per the Remuneration Policy for Directors, Key Managerial Personnel and other Employees.

Annexure - 5

DETAILS PERTAINING TO REMUNERATION AS REQUIRED UNDER SECTION 197(12) OF THE COMPANIES ACT, 2013 [READ WITH RULE 5(2) AND 5(3) OF THE COMPANIES (APPOINTMENT AND REMUNERATION OF MANAGERIAL PERSONNEL) RULES, 2014]

It is hereby affirmed that:

(i) No employee was in receipt of remuneration for the year in aggregate of more than Rs. 1.02 Crores;

(ii) No employee was in receipt of remuneration for any part of the year at a rate which in aggregate was more than Rs. 8.50 lacs per month;

(iii) No employee was in receipt of remuneration in that year which, in the aggregate, or as the case may be, at a rate which, in the aggregate, is in excess of that drawn by the managing director or whole-time director or manager and holds by himself or along with his spouse and dependent children, not less than two percent of the equity shares of the company.

(iv) Top Ten Employees in terms of Remuneration drawn for F.Y. 2023-24

S. No	Name	Designation	Remuneration (p.m.)	Qualification	Experience	Date of joining
1	Mr. Marotrao Vyankatrao Kawale	Managing Director	1,50,000	Graduate	5 Years	01/11/2023
2	Mr. Sandip Marotrao Kawale	C.F.O.	1,25,000	Graduate	1.5 Years	01/01/2023
3	Mr. Shriram Gangadhar Ambatwar	General Manager	1,10,000	Graduate	40 Years	01/01/2023
4	Mr. Balaji Hanmantrao Yendale	Chief Engineer	1,05,000	Graduate	6.0 Years	31/08/2020
5	Mr. Vijay Nathuji Ambarte	Chief Chemist	80,000	Graduate	3.5 Years	01/06/2024
6	Mr. Prakash Marotrao Pawar	C.A.O.	70,000	Graduate	3 Years	23/09/2020
7	Mr. Hanmant Gangaram Tarate	Dy. Chief Engineer	50,000	Graduate	2.5 Years	01/12/2020
8	Mr. Bachusing Mahadu Padwale	C.D.O.	50,000	Graduate	3.5 Years	03/08/2020
9	Mr. Ibrahim Babusab Mujawar	Godown Keeper	45,000	Graduate	3.5 Years	20/01/2021
10	Mr. Bagwat Dnyanoba Wagh	C.S.O.	42,000	Graduate	3 Years	14/06/2021

For and on behalf of the Board of Directors
M.V.K. AGRO FOOD PRODUCT LIMITED

Date: May 30, 2024

Place: Nanded

Kishanrao Vyankatrao Kawale
Director
DIN:06421668

Marotrao Vyankatrao Kawale
(Managing Director)
DIN: 06421662

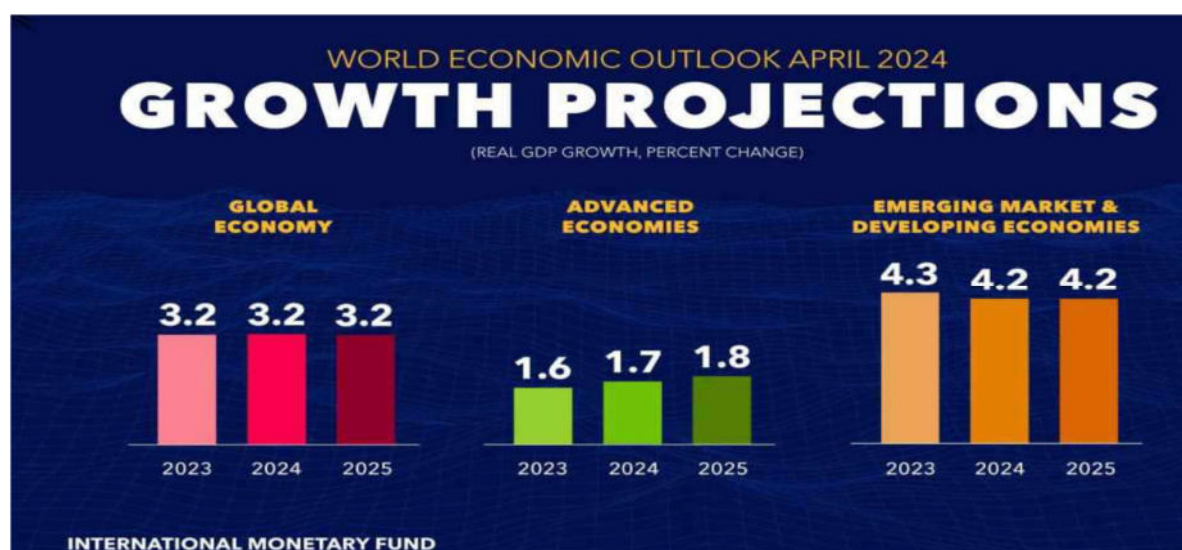
MANAGEMENT DISCUSSION & ANALYSIS

FY2024 represents the fiscal year 2023-24, from 1 April 2023 to 31 March 2024, and analogously for FY2023 and previously such labelled years.

GLOBAL ECONOMY

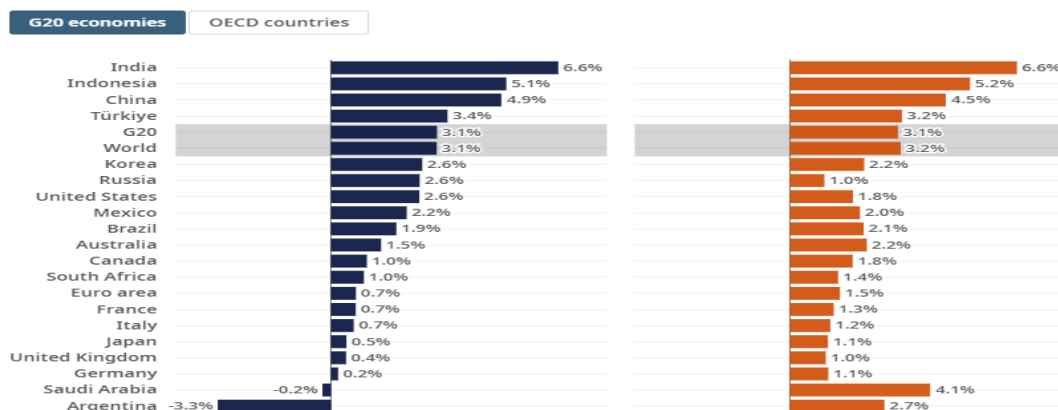
More than three years after the global economy suffered the largest shock of the past 75 years, the wounds are still healing, amid widening growth divergences across regions. After a strong initial rebound from the depths of the COVID-19 pandemic, the pace of recovery has moderated. Several forces are holding back the recovery. Some reflect the long-term consequences of the pandemic, Russia's war in Ukraine, and increasing geo-economics fragmentation. Others are more cyclical, including the effects of monetary policy tightening necessary to reduce inflation, withdrawal of fiscal support amid high debt, and extreme weather events. Despite signs of economic resilience earlier this year and progress in reducing headline inflation, economic activity is still generally falling short of pre-pandemic (January 2020) projections, especially in emerging market and developing economies.

The strongest recovery among major economies has been in the United States, where GDP in 2023 is estimated to exceed its pre pandemic path. The euro area has recovered, though less strongly—with output still 2.2 percent below pre pandemic projections, reflecting greater exposure to the war in Ukraine and the associated adverse terms-of-trade shock, as well as spike in imported energy prices. In China, the pandemic-related slowdown in 2022 and the property sector crisis contribute to the larger output losses of about 4.2 percent, compared with pre pandemic predictions. Other emerging market and developing economies have seen even weaker recoveries, especially low-income countries, where output losses average more than 6.5 percent. Higher interest rates and depreciated currencies have exacerbated the difficulties of low-income countries, placing more than half either at high risk of distress or already in distress. Overall, global output for 2023 is estimated at 3.4 percent (or about \$3.6 trillion in 2023 prices) below pre pandemic projections. Private consumption has also recovered faster in advanced economies than in emerging market and developing economies, owing to an earlier reopening in the former group facilitated by greater availability of effective vaccines, stronger safety nets, more ample policy stimulus, and greater feasibility of remote work. These factors supported livelihoods during the pandemic, and household consumption is now broadly back to pre pandemic trends. Among advanced economies, private consumption has been stronger in the United States than in the euro area, with households receiving larger fiscal transfers early in the pandemic and spending the associated savings more quickly; being better insulated from the rise in energy prices resulting from the war in Ukraine; and feeling relatively confident amid historically tight US labour markets, which have supported real disposable incomes.



GDP growth projections for 2024 and 2025

%, year-on-year



Source: OECD Economic Outlook, May 2024.

Headline inflation in the OECD is projected to gradually ease from 6.9% in 2023 to 5.0% in 2024 and 3.4% in 2025, helped by tight monetary policy and fading goods

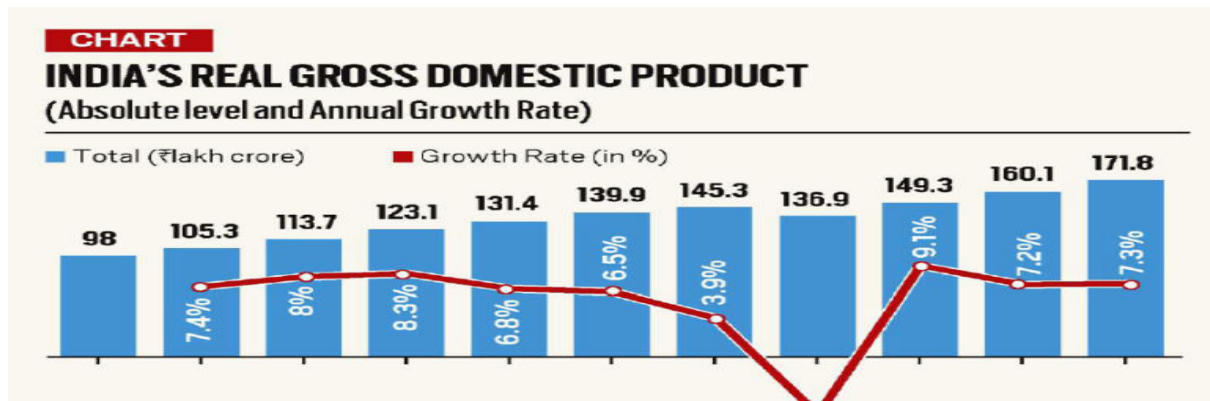
INDIAN ECONOMY

Strong economic growth in the first quarter of FY23 helped India overcome the UK to become the fifth-largest economy after it recovered from the COVID-19 pandemic shock. Nominal GDP or GDP at Current Prices in the year 2023-24 is estimated at Rs. 293.90 lakh crores (US\$ 3.52 trillion), against the First Revised Estimates (FRE) of GDP for the year 2022-23 of Rs. 269.50 lakh crores (US\$ 3.23 trillion). The growth in nominal GDP during 2023-24 is estimated at 9.1% as compared to 14.2% in 2022-23. Strong domestic demand for consumption and investment, along with Government's continued emphasis on capital expenditure are seen as among the key driver of the GDP in the first half of FY24. During the period January-March 2024, India's exports stood at US\$ 119.10 billion, with Engineering Goods (25.01%), Petroleum Products (17.88%) and Organic and Inorganic Chemicals (7.65%) being the top three exported commodity. Rising employment and increasing private consumption, supported by rising consumer sentiment, will support GDP growth in the coming months.

Future capital spending of the government in the economy is expected to be supported by factors such as tax buoyancy, the streamlined tax system with low rates, a thorough assessment and rationalisation of the tariff structure, and the digitization of tax filing. In the medium run, increased capital spending on infrastructure and asset-building projects is set to increase growth multipliers. The contact-based services sector has demonstrated promise to boost growth by unleashing the pent-up demand. The sector's success is being captured by a number of HFIs (High-Frequency Indicators) that are performing well, indicating the beginnings of a comeback.

India has emerged as the fastest-growing major economy in the world and is expected to be one of the top three economic powers in the world over the next 10-15 years, backed by its robust democracy and strong partnerships.

India's appeal as a destination for investments has grown stronger and more sustainable because of the current period of global unpredictability and volatility, and the record amounts of money raised by India-focused funds in 2022 are evidence of investor faith in the "Invest in India" narrative.

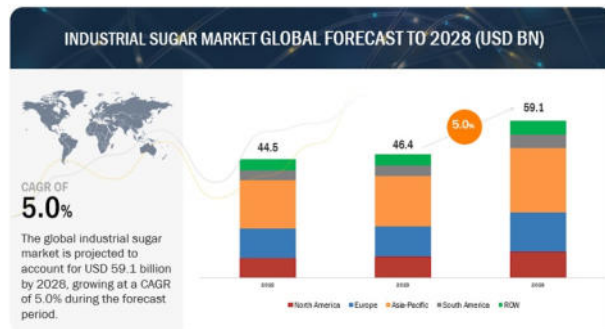



Industry Overview

Global sugar sector review

Global production is estimated to be up ~1 million tonnes year-on-year to 179.5 million tonnes in 2023-24 as higher production in Brazil is expected to more than cover up a decline in Thailand and India. Global sugar consumption is expected to reach a new record due to growth in markets including India and Pakistan. Global sugar consumption is pegged to surpass 180 million tonnes in 2023-24. Global sugar consumption grew even during high prices and this trend is expected to continue alongside population growth, leading to an additional 2 million tonne consumption growth in 2024-25.

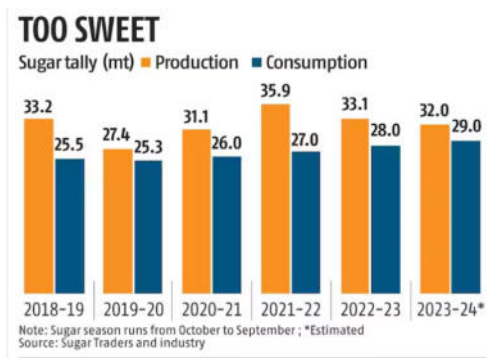
The global sugar market is expected to grow at a CAGR growth rate of 1.4% during 2024-2032. Based on the product type, the global sugar market has been divided into white sugar, brown sugar and liquid sugar where white sugar holds the largest market share. The global sugar market is experiencing a significant rise as key players operating in the industry are including organic sugar varieties in their existing portfolios to attract health-conscious consumers. Moreover, these companies are focusing on developing advanced production facilities to increase overall production less expenditure on raw materials and labour. Besides, the introduction of innovative products and technological advancements to reduce costs and increase sugar sales is offering lucrative growth opportunities to key players.



Indian sugar sector review

India's sugar production in marketing year (MY) 2023-2024 (October-September) is expected to reach 32 million metric tonnes. Sugar production in MY 2022-23 was 32.8 million tonne as adverse weather conditions in Maharashtra during the vegetative growth stage led to a significant drop in cane yields following consecutive seasons of record yields. India's sugar exports in MY 2023-2024 are estimated to be negligible as the Indian government could maintain tight export controls to prevent any domestic shortages or price fluctuations during the national election year. Sugar consumption in the year is expected to continue its upward trajectory and reach ~28.7 million tonnes as India's ethanol and potable alcohol industries support growing demand of sugarcane and derivatives.

According to FAS New Delhi, India's sugarcane planted area for MY 2023/2024 is expected to slightly increase to 5.6 million hectares and production to reach to 32 million tonnes following the significantly strong crushing tail in Maharashtra and Karnataka. Despite the increased potential on account of adverse weather conditions from the El Niño weather phenomenon, the Indian government's market price supports and augmented diversion of sugar to both ethanol and potable alcohol production will ensure sugarcane remains as the most remunerative crop for farmers.



Sugar exports and imports

During the marketing year 2023-2024, India's sugar exports were restricted on account of higher domestic demand and the likelihood that the Indian government maintains export caps to control inflation. India extended curbs on sugar export for the 2023-24 sugar season according to a federal notification, a measure that may result in a complete halt of overseas sales for the first time in seven years amid an estimated fall in domestic output and the worst global shortage in decades. According to the Director General of Foreign Trade, India had earlier restricted exports of the sweetener until October 31, 2023, and those curbs have been extended until further orders. The restrictions on shipments abroad are aimed at boosting domestic availability during 2023-24 and keeping prices stable during the on-going festive season, when demand typically soars.

The decision is expected to worsen a global supply crunch due to a smaller crop since India is a major international supplier. The sweetener is one among 22 notified food items deemed 'essential' because consumers are sensitive to a rise in its prices. A deficient and uneven monsoon this year coupled with lower plantation across the Deccan plateau, a global weather anomaly is expected to reduce the output of sugarcane. India is unlikely to allow any export this season to stem inflation. The country had limited overseas shipments to 6.1 million tonnes in 2022-23, compared to 11.1 million tonnes in 2021-22. India's decision to curb export also comes of the back of higher demand for ethanol under a high priority national programme

Sugar export (in million tonnes)

Sugar Season	Export
2018-19	3.8
2019-20	6.0
2020-21	7.2
2021-22	11.1
2022-23	6.1
2023-24(Estimated)	-

Market dynamics

The government approved the fair and remunerative price (FRP) of sugarcane for the sugar season 2023-24 at H315 per quintal for a basic recovery rate of 10.25%. The government has approved to provide a premium of H3.07 per quintal for each 0.1% increase in recovery over and above 10.25% and reduction in fair remunerative price by H3.07 per quintal for every 0.1% decrease in recovery.

Moreover, with a view to protect the interest of sugarcane farmers, the government has decided that there shall not be any deduction in case of sugar mills where recovery is below 9.5%. Such farmers are expected to get H291.975 per quintal for sugarcane in ensuing sugar season 2023-24 in place of H282.125 per quintal in sugar season 2022-23.

The cost of production of sugarcane for the sugar season 2023-24 is H157 per quintal. This fair and remunerative price of H315 per quintal at a recovery rate of 10.25% is higher by 100.6% over production cost. The fair and remunerative price for sugar season 2023-24 is 3.28% higher than sugar season 2022-23. The fair and remunerative price of sugarcane for sugar season 2024-25 has been increased to H340 per quintal. The fair and remunerative price approved shall be applicable for the purchase of sugarcane from the farmers in the sugar season 2023-24 (with effect from 1st October 2023) by sugar mills.

The fair and remunerative price has been determined on the basis of recommendations of the Commission for Agricultural Costs and Prices (CACP) and after consultation with state governments and other stakeholders.

Fair and remunerative price

Year	Rs per quintal
2018-19	275
2019-20	275
2020-21	285
2021-22	290
2022-23	305
2023-24	315
2024-25	340

Indian ethanol sector review

India's grain-based distilleries witnessed a significant capacity growth from ~200 crore litre in 2023 to 433 crore litres. The government has allowed sugar mills to use both cane juice and B-heavy molasses to produce ethanol but capped the diversion of sugar to 17 lakh tonnes (expected to reach ~18.2 lakh tonnes) for the ongoing 2023-24 supply year. The government permitted to convert 6.75 lakh tonnes of B heavy Molasses above the announced 17 lakh tonnes stipulated diversion. The government's target for attaining 20% ethanol-blended petrol by 2025-26 and 30% by 2029-30 is expected to face setbacks due to the restriction in ethanol production from sugarcane juice in 2023-24. Domestic ethanol production is expected to decline by 20%, which could bring the ethanol blending rate to less than 10% in the ethanol supply year 2023-24. However, the supply of ethanol from existing offers received by oil marketing companies from C heavy molasses and grains will somewhat compensate this decline from Juice based and B-heavy based Ethanol. Out of the total ethanol produced in the country, ethanol from cane juice accounted for ~25% while that from B heavy molasses accounted for around ~46%. Ethanol from C heavy molasses and grains accounted for the rest of the ethanol year 2022-23.

SWOT analysis of the Indian sugar industry

Strengths

- Sugar cane is among the most profitable cash crops in India
- India stands as the second largest producer and largest consumer of sugar worldwide
- The sugar industry supports downstream sectors and enhances the country's extensive rural economy.
- The government views the Indian sugar industry as a key contributor to the local economy.
- The Indian sugar sector provides livelihood to approximately 50 million sugarcane farmers and directly employs ~5 lakh workers.

Weaknesses

- Cane prices in India are high compared to international standards.
- Many companies in the sector use outdated technology.
- Many mills face economic instability

Opportunities

- India's per capita sugar consumption is approximately 20 kg per person, compared to the global average of 23 kg. *f*
- Implementing advanced farming techniques could significantly increase cane yield and recovery. *f*
- The government's mandatory ethanol blending program is boosting ethanol production.
- Technological upgrades could enhance the utilisation of by-products.

Threats

- Climate change has affected crop patterns and yields. *f*
- Political agendas have consistently influenced the sector. *f*
- The sector relies on monsoon rains. *f*
- A lack of necessary infrastructure makes cane farming susceptible to climatic variations.

GOVERNMENT POLICIES

Sugar subsidy scheme

The Indian government reviewed the existing sugar subsidy scheme for the distribution of sugar through Antyodaya Anna Yojana program (uplifting the poorest food plan) at H18.50/kg (\$0.24/ kg), providing 1.0 kg of sugar per family per month. Furthermore, States and Union Territories are permitted to add on any extra expenses related to shipping and handling fees directly to the beneficiary to incur directly to the retail issue price of H13.50/kg (\$0.16/kg)

National Biofuel Policy

The Indian government set a target for the national average ethanol blend rates in petrol of 10% and 20% by 2022 and 2025 under the 2018 National Biofuel Policy. The program's objective is to boost the production of ethanol from sugarcane, broken grains and other feedstock's. To achieve this target, the Indian government is encouraging sugar mills and distilleries to divert surplus sugar derivatives to produce ethanol under the ethanol blending program. India achieved its target, reaching a national blending average of 10.1% in June 2022 and additional projects are in place to reach 20% ethanol blending. The Ministry of Petroleum and Natural Gas increased procurement prices for ethanol derived from sugarcane derivatives under the EPB program for ethanol supply year (ESY) 2022-23 (December-November).

INDIAN CO-GENERATION MARKET OVERVIEW

In India, the current biomass availability is 750 million metric tonnes (MMT) per year, with a surplus of 230 MMT per year. Approximately 32% of the total primary energy consumption in the country is currently derived from biomass, and more than 70% of the Indian population relies on biomass across the entire energy value chain.

Till now, over 800 biomass power projects have been installed in the country, encompassing both bagasse co-generation and non-bagasse co-generation initiatives. These projects have a combined capacity of 10,632 MW for power generation and 140 TPD for Compressed Biogas (CBG) production. There are about 230 biomass pellet manufacturers and around 1,030 briquette manufacturers operating in different states, supplying these products to power plants and industries.

The implementation of new initiatives supporting biomass co-generation projects is crucial for enhancing the capacities of small biogas plants located in remote and rural areas of India. Global green energy companies are increasingly investing in the Indian biomass market, responding to a rising demand for clean and reliable power for businesses. Biomass is anticipated to play a pivotal role in meeting this growing power demand.

The Government of India introduced a new scheme specifically targeting the conversion of biomass into Compressed Bio Gas (CBG). There is a planned phased mandatory blending of CBG with natural gas for use as fuel in vehicles and domestic applications. Another forthcoming initiative includes a new scheme for bio manufacturing and bio-foundry.

The Indian government has set a target of establishing 5,000 CBG plants by FY 2024- 25. This effort is facilitated through the Sustainable Alternative towards Affordable Transport (SATAT) scheme, which has already set up more than 46 CBG plants. According to the International Energy Agency (IEA), with the implementation of government policies, bioenergy could contribute around 130 million tonnes of oil equivalent (Mtoe) of useful energy by 2040, constituting about 15% of India's total energy demand at that time

The details of revenue from Export and other than export for March 31, 2024 and previous three years on Standalone basis are as under:

(₹ in Lakhs)

Category	2024		2023		2022		2021	
	Amount	%	Amount	%	Amount	%	Amount	%
Export	-	-	-	-	-	-	-	-
Domestic	12,458.48	99.57%	9,327.65	99.30%	13,067.11	98.52%	2,283.4	88.40%
Other Income	54.36	0.43%	65.98	0.70%	196.45	1.48%	299.7	11.60%

The highlights of the financial results for the year ended March 31, 2024 and the corresponding figure for the previous year are as under:

(₹ in Lakhs)

PARTICULARS	Standalone		Consolidated	
	2023-24	2022-23	2023-24	2022-23
Revenue from Operations	12458.48	9327.65	14,143.67	9,327.65
Other Income	54.36	65.98	222.24	65.98
Total Income	12512.84	9393.63	14,365.90	9,393.63
Total Expenditure	11643.45	8902.33	13,311.79	8,902.33
Profit before tax	869.39	491.30	1,054.12	491.30
Current Tax	168.46	46.89	197.09	46.89
Income tax Adjustment	-	-	-	-
Deferred Tax Adjustment	(15.15)	66.95	(15.15)	66.95
Profit after Tax	716.08	113.84	872.17	377.86
Basic Earnings per share	10.53	7.56	12.82	7.56

Quality Assurance

RISKS AND CONCERN

Risk and its Management: Risk accompanies prospects. As a responsible corporate, it is the endeavor of the management to minimize the risks inherent in the business with the view to maximize returns from business situations.

The architecture: At the heart of the Company's risk mitigation strategy is a comprehensive and integrated risk management framework that comprises prudential norms, structured reporting and control. This approach ensures that the risk management discipline is centrally initiated by the senior management but prudently decentralized across the organization, percolating to managers at various organizational levels helping them mitigate risks at the transactional level.

The discipline: The Company has clearly identified and segregated its risks into separate components, namely operational, financial, strategic and growth execution. All the identified risks are inter-linked with the Annual Business Plans of the Company, so as to facilitate Company-wide reviews.

The review: A Risk Management Committee of the Board of Directors, comprising Board Members, has been constituted to review periodically updates on identified risks, implementation of mitigation plans and adequacy thereof, identification of new risk areas etc.

The Board of Directors also reviews the Risk identification process and mitigation plans regularly. A senior executive has been entrusted at all the levels of business operation in the Company whose role is not only to identify the Risk but also to educate about the identified risk and to develop Risk Management culture within the business.

Key counter measures: The Company has institutionalized certain risk mitigation procedures outline as under:

- Roles and responsibilities of the various entities in relation to risk management have been clearly laid down. A range of responsibilities, from the strategic to the operational, is specified therein. These role definitions, inter alia, are aimed at ensuring formulation of appropriate risk management policies and procedures, their effective implementation, independent monitoring and reporting by internal audit.
- Appropriate structures are in place to proactively monitor and manage the inherent risks in businesses with proper risk profiling.
- Wherever possible and necessary, appropriate insurance cover is taken for financial risk mitigation. Confirmation of compliance with applicable statutory requirements are obtained from the respective unit/divisions and subjected to an elaborate verification process.
- Quarterly reports on statutory compliances, duly certified, are submitted to the Audit Committee as well as the Board of Directors for review.
- Status of Demand/Notices on the Company, under various Acts and Rules, as well as status of litigations are reported to the Board of Directors every quarter.

INTERNAL CONTROL SYSTEMS

The Company has both external and internal audit systems in place. Auditors have access to all records and information of the Company. The Board recognizes the work of the auditors as an independent check on the information received from the management on the operations and performance of the Company. The Board and the management periodically review the findings and recommendations of the statutory and internal auditors and takes corrective actions whenever necessary.

The Company maintains a system of internal controls designed to provide reasonable assurance regarding:

- Effectiveness and efficiency of operations.
- Adequacy of safeguards for assets.
- Reliability of financial controls.
- Compliance with applicable laws and regulations.

CORPORATE SOCIAL RESPONSIBILITY

During the year under review, the provision of Section 135 of the Companies Act, 2013 and the rules made thereunder were not applicable to the Company. Further, the Company had undertaken IPO during the year under review and at that time CSR Committee were also constituted and CSR policy were adopted considering the expected profit for FY 2024. The provisions of CSR have become applicable to the Company w.e.f April 2024 as the net profit for FY 2024 exceeded the limit of Rs 5 Crores. The Audited Accounts for FY 2024 were approved by the Board of Directors on May 30, 2024.

The Company is liable to spend Rs 11.86 Lakhs towards CSR activities as per the Company's CSR policy. The CSR report for FY 2024 was not applicable as the Company was not covered by the provision of Section 135 of the Companies Act, 2013.

HUMAN RESOURCES AND INDUSTRIAL RELATIONS

Our employees are our core resource and the Company has continuously evolved policies to strengthen its employee value proposition. Your Company was able to attract and retain best talent in the market and the same can be felt in the past growth of the Company. The Company is constantly working on providing the best working environment to its Human Resources with a view to inculcate leadership, autonomy and towards this objective; your company spends large efforts on training. Your Company shall always place all necessary emphasis on continuous development of its Human Resources. The belief "great people create great organization" has been at the core of the Company's approach to its people.

KEY RATIOS

Particulars	FY 2024	FY2023
Revenue (Rs. in Lacs)	12,512.84	9,393.63
Net Profit After Tax (Rs. in Lacs)	716.08	377.46
Earnings per share (in Rs.)	10.53	7.55
Operating Profit Margin (%)	15.99%	15.26%
Net Profit Margin (%)	5.72%	4.02%
Return on Net worth	9.09%	28.22%
Current Ratio (times)	1.37	0.86
Debtors Turnover(times)	847.41	7960.70
Debt-equity (times)	2.39	10.38
Interest Coverage Ratio(times)	2.01	1.76

CAUTIONARY STATEMENT

Statements in this Management Discussion and Analysis report detailing the Company's objectives, projections, estimates, expectations or predictions may be "forward looking statements" within the meaning of applicable securities laws and regulations. Actual results could differ materially from those expressed or implied. Important factors that could make a difference to the Company's operations include global and Indian demand supply conditions, raw material prices, finished goods prices, cyclical demand and pricing in the Company's products and their principal markets, changes in Government regulations, tax regimes, economic developments within India and the countries with which the Company conducts business and other factors such as litigation and / or labor negotiations.

Additional Shareholders' Information

FY2024 represents fiscal year 2023-24, from 1 April 2023 to 31 March 2024, and analogously for FY2023 and previously such labelled years.

1. General Body Meetings

Below table gives the details of date, time, location and business transacted through special resolution at last three Annual General Meetings:

Financial Year	Date & Time	Location	Special Resolution(s) Passed
2022-23	September 30 ,2023 at 11.00 A.M	AGM Conducted Through Other Audio-Visual Means (OAVM) at Registered office of the Company	No
2021-22	September 30 ,2022 at 11.00 A.M	AGM Conducted Through Other Audio-Visual Means (OAVM) at Registered office of the Company	No
2020-21	November 30 ,2021 at 11.00 A.M	AGM Conducted Through Other Audio-Visual Means (OAVM) at Registered office of the Company	No

Resolution(s) passed through Postal Ballot

During the year, the Company did not pass any special resolution through postal ballot.

Annual General Meeting (AGM):

As per the Circulars issued by the Ministry of Corporate Affairs and the SEBI, from time to time, the 6th Annual General Meeting of the Company is scheduled to be held on Saturday, September 28, 2024, at 2.30 P.M through Video Conference /Other Audio-Visual Means (“VC/OAVM”) facility. The venue of the AGM shall be deemed to be the registered office of the Company at GUT No. 44 and 46, Kusumnagar, At Post Waghalwada, Umari, Nanded – 431 807, Maharashtra. The detailed instruction for participation and voting at the meeting is available in the notice of the 6th AGM.

Proposal to Conduct Postal Ballot for any Matter in the Ensuing Annual General Meeting

There is no proposal to conduct a postal ballot for any matter in the ensuing Annual General Meeting.

2. Book Closure Date:-

From September 22, 2024 to September 28, 2024 (both days inclusive).

3. Dividend

To strengthen the financial position of the Company and to augment working capital, your directors do not recommend any dividend for the FY 2024.

4. Financial Calendar

The financial year of the Company starts on 1st April every year and ends on 31st March subsequent year.

Indicative calendar of events for the financial year 2024-25 are as under

For the first half-year ending 30 September 2024

First / Second week of November 2024

For the quarter and nine months ending 31 December 2024

First / Second week of February 2025

5. Listing of Stock Exchange and Stock Codes

National Stock Exchange of India Limited

Exchange Plaza, C-1, Block G,
Bandra-Kurla Complex, Bandra (East)
Mumbai – 400 051
Trading Symbol- MVKAGRO

Annual Listing fees to the National Stock Exchange of India have been paid for the FY 2024-25. The Custodian fee for NSDL & CDSL has also been paid for the FY 2024-25.

6. The International Security Identification Number (ISIN)

ISIN is a unique identification number of traded scrip. This number has to be quoted in each transaction relating to the dematerialized securities of the Company. The ISIN of the Company's equity shares is INE0SGC010105

7. Market Price Data

Monthly High and Low Prices of the Equity Shares of the Company for the year ended 31st March, 2024: (Source: www.nseindia.com)

Month	NSE	
	High	Low
Mar-24	62.00	47.00

* Your Company got listed on March 07, 2024 hence the Market Price Data is available for the month of March 2024

8. Performance in comparison to board based indices

Your Company got listed on March 7, 2024, hence the trading data of the Company's Equity Shares and its performance comparison to board based indices for FY 2023-24 is not applicable.

9. Registrar and Share Transfer Agents

M/s. MAS Services Limited, T-34, 2nd Floor, Okhla Industrial Area, Phase - II, New Delhi -110020, is the Registrar and Share Transfer Agent of the Company, both for Physical & Demat Shareholders. Accordingly, all communications on matters relating to Share Transfers, Dividend etc. may be sent directly to them. Complaints, if any, on these matters may also be sent to the Compliance Officer of the Company.

10. Share Transfer System

As on date, the 100% of the issued and subscribed capital are held in dematerialised form, the process for physical share transfer is not relevant.

11. Description of Voting Rights

All shares issued by the Company carry equal voting rights, and one share confirms one vote.

12. Nomination Facility

Shareholders may contact their respective Depository Participant (DP) to avail nomination facility.

13. Shareholding Pattern as on 31st March 2024:

Distribution of shareholdings on the basis of ownership					
	As on 31 March 2023		As on 31 March 2024		
	No. of shares	% of total	No. of shares	% of Total	% change
Promoter's Holding					

- Individuals	50,00,000	100.00	1,00,00,000	64.56	35.44
- Companies					
Sub-Total	50,00,000	100.00	1,00,00,000	64.56	35.44
Indian Financial Institutions					
Banks					
Mutual Funds					
Foreign holdings	-	-			
-Foreign Institutional Investors					
- Non-Resident Indians			30,000	0.19	0.19
- ADRs / Foreign Nationals					
Sub total	-	-			
Indian Public and Corporate	-	-	54,60,000	35.25	35.25
Total	-	-	1,54,90,000	100.00	

14. Distribution of shareholding as on March 31, 2024

Range	No. of Shareholders	% of Total Shareholders	No. of Shares	% of Total Shares
1 - 5000	0	0	0	0
5001 – 10000	0	0	0	0
10001 – 20000	3,677	93.11	44,14,000	28.50
20001 – 30000	176	4.46	4,22,400	2.73
30001 – 40000	39	0.98	1,40,400	0.90
40001 – 50000	16	0.41	76,800	0.50
50001 – 100000	23	0.58	1,65,600	1.07
100001 & Above	18	0.46	1,02,70,800	66.30
Total	3,949	100.00	1,54,90,000	100.00

15. Outstanding ADR's & GDR's, Warrants or any other convertible instruments, conversion date and likely impact on equity shares

During the year under review, the Company has not issued any ADR's & GDR's, Warrants or any other convertible instruments. The Company has at present no outstanding ADR's/GDR's/Warrants to be converted that has an impact on the equity shares of the Company.

16. Commodity Price Risk or Foreign Exchange Risk

The Company is exposed to the risk of price fluctuation of raw materials as well as finished goods. The Company proactively manages these risks through forward booking Inventory management and proactive vendor development practices. The Company's reputation for quality, products differentiation and service, coupled with existence of powerful brand image with robust marketing network mitigates the impact of price risk on finished goods.

17. Credit Rating

The Company has not availed any Credit Rating.

18. Dematerialization of Shares

The Company's scrip forms part of the compulsory dematerialization segment for all investors. To facilitate easy access of the dematerialized system to the investors, the Company has signed up with both the depositories namely National Securities Depository Limited ("NSDL") and the Central Depository Services (India) Limited ("CDSL") – and has established connectivity with the depositories through its Registrar and Transfer Agents, MAS Services Limited.

The breakup of dematerialized shares and shares in certificate form as on March 31, 2024 as under:

Physical	NSDL	CDSL
-	15,52,800	1,39,37,200

19. Other Disclosures

Disclosures on materially significant related party transaction

The statements containing the transactions with related parties were submitted periodically to the Audit Committee. The details of Related Party Transaction are discussed in detail in Note No. 36 of Notes to the Financial Statements.

All the contracts/ arrangements/transactions entered by the Company during the financial year with related parties were in its ordinary course of business on an Arm's Length Basis.

None of the transactions with any of related parties were in conflict with the Company's interest.

Details of non-compliance(s) by the company

There were no strictures or penalties imposed by either SEBI or the Stock Exchanges or any Statutory Authority for Non-Compliance of any matter related to the Capital Markets

Whistle Blower Policy/Vigil Mechanism

The Board of Directors of the company has adopted Whistle Blower Policy. The management of the Company, through the policy envisages encouraging the employees of the Company to report the higher authorities any unethical, improper, illegal, or questionable acts, deeds & things which the management or any superior may indulge in. This policy has been circulated to the employees of the Company. However, no employee has been denied access to the Audit Committee.

Details of Compliance with mandatory requirements and adoption of the non-mandatory requirements

The Company is exempted from compliance with the mandatory requirements of Corporate Governance under listing Regulations. However, the Company has complied with the corporate governance requirement, particularly in relation to appointment of independent directors including woman director on the Board, constitution of an Audit Committee and Nomination and Remuneration Committee.

Disclosure of Accounting Treatments

The financial statements of the Company have been prepared in accordance with Indian Accounting Standard (IndAS) to comply in all material aspects under Section 133 of the Companies Act, 2013 read with Rule 7 of the Companies (Accounts) Rules, 2014 and the relevant provisions of the Companies Act, 2013 ("the 2013 Act")/ Companies Act, 1956 ("the Act 1956"), as applicable. These financial statements have been prepared on an accrual basis and under the historical cost conventions.

20. Name, Designation & Address of Compliance Officer and RTA for Complaints & Correspondence

Mr. Sandip Marotrao Kawale
Company Secretary & Compliance Officer
M.V.K. Agro Food Product Limited
GUT No. 44 and 46, Kusumnagar,
At Post Waghawada, Umari, Nanded
– 431 807, Maharashtra, India.
Telephone: +91 862 309 4480

Registered / Corporate Office Address for Correspondence

M.V.K. Agro Food Product Limited
GUT No. 44 and 46, Kusumnagar,
At Post Waghawada, Umari, Nanded
– 431 807, Maharashtra, India
Tel: 91 862 309 4480

Independent Auditors' Report

To the Members of M.V.K. Agro Food Product Limited

Report on the Standalone Financial Statements

We have audited the accompanying standalone financial statements of **M.V.K. Agro Food Product Limited** ("the Company"), which comprise the Balance Sheet as at 31st March, 2024, the Statement of Profit and Loss and the Statement of Cash Flows ended on that date, and a summary of significant accounting policies and other explanatory information (hereinafter referred to as "the standalone financial statements").

Opinion

In our opinion and to the best of our information and according to the explanations given to us, the aforesaid standalone financial statements give the information required by the Companies Act, 2013 (the "Act") in the manner so required and give a true and fair view in conformity with the Indian Accounting Standards prescribed under section 133 of the Act read with the Companies (Indian Accounting Standards) Rules, 2015, as amended and other accounting principles generally accepted in India, of the state of affairs of the Company as at March 31, 2024, the profit and its cash flows for the year ended on that date.

Basis for Opinion

We conducted our audit of the standalone financial statements in accordance with the Standards on Auditing ("SA"s) specified under section 143(10) of the Act. Our responsibilities under those Standards are further described in the Auditor's Responsibilities for the Audit of the Financial Statements section of our report. We are independent of the Company in accordance with the Code of Ethics issued by the Institute of Chartered Accountants of India ("ICAI") together with the ethical requirements that are relevant to our audit of the standalone financial statements under the provisions of the Act and the Rules made thereunder, and we have fulfilled our other ethical responsibilities in accordance with these requirements and the ICAI's Code of Ethics. We believe that the audit evidence obtained by us is sufficient and appropriate to provide a basis for our audit opinion on the standalone financial statements.

Key Audit Matters

Key audit matters are those matters that, in our professional judgment, were of most significance in our audit of the standalone financial statements of the current period. These matters were addressed in the context of our audit of the standalone financial statements as a whole, and in forming our opinion thereon, and we do not provide a separate opinion on these matters. We have no key matters to be communicated in our report.

Information Other than the Financial Statements and Auditor's Report Thereon

The Company's Board of Directors is responsible for the other information. The other information comprises the information included in the Board's Report including Annexures to Board's Report, Business Responsibility Report, Corporate Governance Report, and Shareholder Information, but does not include the standalone financial statements and our auditor's report thereon.

Our opinion on the standalone financial statements does not cover the other information and we do not express any form of assurance conclusion thereon.

In connection with our audit of the standalone financial statements, our responsibility is to read the other information and, in doing so, consider whether the other information is materially inconsistent with the standalone financial statements or our knowledge obtained during the course of our audit or otherwise appears to be materially misstated.

If, based on the work we have performed, we conclude that there is a material misstatement of this other information; we are required to report that fact. We have nothing to report in this regard.

Management's Responsibility for the Standalone Financial Statements

The Directors of the Company are responsible for the matters stated in section 134 (5) of the Act with respect to the preparation of these standalone financial statements that give a true and fair view of the financial position, financial performance and cash flows of the Company in accordance with the accounting principles generally accepted in India, including the accounting standards specified under section 133 of the Act. This responsibility also includes maintenance of adequate accounting records in accordance with the provisions of the Act for safeguarding of the assets of the Company and for preventing and detecting frauds and other irregularities; selection and application of appropriate accounting policies; making judgments and estimates that are reasonable and prudent; and design, implementation and maintenance of adequate internal financial controls, that were operating effectively for ensuring the accuracy and completeness of the accounting records, relevant to the preparation and presentation of the standalone financial statement that give a true and fair view and are free from material misstatement, whether due to fraud or error.

In preparing the standalone financial statements, management is responsible for assessing the Company's ability to continue as a going concern, disclosing, as applicable, matters related to going concern and using the going concern basis of accounting unless management either intends to liquidate the Company or to cease operations, or has no realistic alternative but to do so.

The directors of the company are also responsible for overseeing the Company's financial reporting process.

Auditor's Responsibility for the Audit of the Standalone Financial Statements

Our objectives are to obtain reasonable assurance about whether the standalone financial statements as a whole are free from material misstatement, whether due to fraud or error, and to issue an auditor's report that includes our opinion. Reasonable assurance is a high level of assurance, but is not a guarantee that an audit conducted in accordance with SAs will always detect a material misstatement when it exists. Misstatements can arise from fraud or error and are considered material if, individually or in the aggregate, they could reasonably be expected to influence the economic decisions of users taken on the basis of these standalone financial statements.

As part of an audit in accordance with SAs, we exercise professional judgment and maintain professional skepticism throughout the audit.

We also:

- Identify and assess the risks of material misstatement of the standalone financial statements, whether due to fraud or error, design and perform audit procedures responsive to those risks, and obtain audit evidence that is sufficient and appropriate to provide a basis for our opinion. The risk of not detecting a material misstatement resulting from fraud is higher than for one resulting from error, as fraud may involve collusion, forgery, intentional omissions, misrepresentations, or the override of internal control.
- Obtain an understanding of internal control relevant to the audit in order to design audit procedures that are appropriate in the circumstances. Under section 143(3)(i) of the Companies Act, 2013, we are also responsible for expressing our opinion on whether the company has adequate internal financial controls with reference to standalone financial statements in place and the operating effectiveness of such controls
- Evaluate the appropriateness of accounting policies used and the reasonableness of accounting estimates and related disclosures made by management.
- Conclude on the appropriateness of management's use of the going concern basis of accounting and, based on the audit evidence obtained, whether a material uncertainty exists related to events or conditions that may cast significant doubt on the Company's ability to continue as a going concern. If we conclude that a material uncertainty exists, we are required to draw attention in our auditor's report to the related disclosures in the standalone financial statements or, if such disclosures are inadequate, to modify our opinion. Our conclusions are based on the audit evidence obtained up to the date of our auditor's report. However, future events or conditions may cause the Company to cease to continue as a going concern.

- Evaluate the overall presentation, structure and content of the standalone financial statements, including the disclosures, and whether the standalone financial statements represent the underlying transactions and events in a manner that achieves fair presentation.

Materiality is the magnitude of misstatements in the standalone financial statements that, individually or in aggregate, makes it probable that the economic decisions of a reasonably knowledgeable user of the standalone financial statements may be influenced. We consider quantitative materiality and qualitative factors in (i) planning the scope of our audit work and in evaluating the results of our work; and (ii) to evaluate the effect of any identified misstatements in the standalone financial statements.

We communicate with those charged with governance regarding, among other matters, the planned scope and timing of the audit and significant audit findings, including any significant deficiencies in internal control that we identify during our audit.

We also provide those charged with governance with a statement that we have complied with relevant ethical requirements regarding independence, and to communicate with them all relationships and other matters that may reasonably be thought to bear on our independence, and where applicable, related safeguards.

From the matters communicated with those charged with governance, we determine those matters that were of most significance in the audit of the standalone financial statements of the current period and are therefore the key audit matters. We describe these matters in our auditor's report unless law or regulation precludes public disclosure about the matter or when, in extremely rare circumstances, we determine that a matter should not be communicated in our report because the adverse consequences of doing so would reasonably be expected to outweigh the public interest benefits of such communication.

Other Matter

(i) Certain debit/credit balances including trade receivables, other current and non-current assets, trade payables, other financial liabilities and other current and non-current liabilities in the Company are pending independent confirmation and consequential reconciliation thereof.

(ii) The determination of the transactions with MSME vendors and balances thereof, have been done based on the certificate received from the respective parties as available from the system. In absence of complete reconciliation in this respect, completeness of the disclosures in respect of MSME vendors, interest liability thereon as per MSME Act, Income tax computations as such need to be ascertained.

Report on Other Legal and Regulatory Requirements

1. As required by the Companies (Auditor's Report) Order, 2020("the Order"), issued by the Central Government of India in terms of sub-section (11) of Section 143 of the Act, we give in the "Annexure I", a statement on the matters specified in paragraphs 3 and 4 of the Order, to the extent applicable.

2. As required by Section 143 (3) of the Act, we report that:

- (a) We have sought and obtained all the information and explanations which to the best of our knowledge and belief were necessary for the purposes of our audit.
- (b) In our opinion, proper books of account as required by law have been kept by the Company so far as it appears from our examination of those books.
- (c) The Balance Sheet, the Statement of Profit and Loss, and the Cash Flow Statement dealt with by this Report are in agreement with the books of account.
- (d) In our opinion, the aforesaid standalone financial statements comply with the Accounting Standards specified under Section 133 of the Act, read with Rule 7 of the Companies (Accounts) Rules, 2014.
- (e) On the basis of the written representations received from the directors as on 31st March, 2024 taken on record by the Board of Directors, none of the directors is disqualified as on 31st March, 2024 from being appointed as a director in terms of Section 164 (2) of the Act.

- (f) With respect to the adequacy of the internal financial controls over financial reporting of the Company and the operating effectiveness of such controls, refer to our separate Report in "Annexure II". Our report expresses an unmodified opinion on the adequacy and operating effectiveness of the Company's internal financial controls over financial reporting;
- (g) In our opinion, the managerial remuneration for the year ended March 31, 2024 has been paid / provided by the Company to its directors in accordance with the provisions of Section 197 read with Schedule V to the Act;
- (h) With respect to the other matters to be included in the Auditor's Report in accordance with Rule 11 of the Companies (Audit and Auditors) Rules, 2014, in our opinion and to the best of our information and according to the explanations given to us:
- i. There have been no pending litigations against the Company having any impact on its financial position in its financial statements
 - ii. The Company did not have any long-term contracts including derivative contracts for which there were any material foreseeable losses;
 - iii. There has been no delay in transferring amounts, required to be transferred, to the Investor Education and Protection Fund by the Company.
 - iv. (a) The Management has represented that, to the best of its knowledge and belief, no funds (which are material either individually or in the aggregate) have been advanced or loaned or invested (either from borrowed funds or share premium or any other sources or kind of funds) by the Company to or in any other person or entity, including foreign entity ("Intermediaries"), with the understanding, whether recorded in writing or otherwise, that the Intermediary shall, whether, directly or indirectly lend or invest in other persons or entities identified in any manner whatsoever by or on behalf of the Company ("Ultimate Beneficiaries") or provide any guarantee, security or the like on behalf of the Ultimate Beneficiaries;
 - (b) The Management has represented, that, to the best of its knowledge and belief, no funds (which are material either individually or in the aggregate) have been received by the Company from any person or entity, including foreign entity ("Funding Parties"), with the understanding, whether recorded in writing or otherwise, that the Company shall, whether, directly or indirectly, lend or invest in other persons or entities identified in any manner whatsoever by or on behalf of the Funding Party ("Ultimate Beneficiaries") or provide any guarantee, security or the like on behalf of the Ultimate Beneficiaries;
 - (c) Based on the audit procedures that have been considered reasonable and appropriate in the circumstances, nothing has come to our notice that has caused us to believe that the representations under sub-clause (i) and (ii) of Rule 11(c), as provided under (a) and (b) above, contain any material misstatement.
 - (d) Based on our examination, which included test checks, and other generally accepted audit procedures performed by us, we report that the company has not used an accounting software for maintaining its books of account which has a feature of recording audit trail (edit log) facility.

For N B T and Co

Chartered Accountants
FRN: - 140489W

Ashutosh Biyani

Partner
M.No - 165017
Date: 30/05/2024
Place: Mumbai
UDIN – 24165017BKCYQE1397

Annexure I to the Independent Auditors' Report of even date on the Standalone Financial Statements of M.V.K. Agro Food Product Limited

(Referred to in paragraph 1, under 'Report on Other Legal and Regulatory Requirements' section of our Report of even date)

- (i) **In respect of its Property, Plant & Equipment:**
- a. The Company has maintained proper records showing full particulars, including quantitative details and situation of Property, Plant & Equipment and Intangible Assets on the basis of available information.
 - b. The Company has a policy of verifying its Property, Plant & Equipment within reasonable interval. In our opinion, this periodicity of physical verification is reasonable having regard to the size of the Company and the nature of its Property, Plant & Equipment. No material discrepancies were noticed on such verification as compared with available records.
 - c. According to the information and explanations given to us, the Company does not possess any immovable property (other than properties where the Company is the lessee and the lease agreements are duly executed in favour of the lessee). Therefore, the provision of sub-clause (c) of clause (i) of paragraph 3 of the Order is not applicable to the Company.
 - d. The company has not revalued any of its property, plant and equipment (including Right of Use assets) and intangible assets during the year.
 - e. The company is not holding any such benami property under the Benami Transactions (Prohibition) Act, 1988 (45 of 1988) and rules made thereunder, therefore the provision of this clause is not applicable to the company.
- (ii)
- a. The management has conducted physical verification of inventory at reasonable intervals during the year and no material discrepancies were noticed on such physical verification.
 - b. According to the information and explanations given to us, the company has been sanctioned working capital limits in the nature of Term Loan and Cash Credit in excess of five crore rupees, in aggregate, from the HDFC Bank during the year on the basis of security of current assets. In our opinion and according to the information and explanations given to us, the quarterly returns or statements comprising (stock statements, book debt statements) filed by the Company with such banks are in agreement with the unaudited books of account of the Company of the respective quarters and no material discrepancies have been observed.
- (iii) According to the information and explanations given to us, during the year the Company has made investment, provided guarantee or security and granted loans or advances in the nature of loans unsecured to companies firms, Limited Liability Partnerships or any other parties as specified below:
- (a) The company has not given any fresh loan to employees during the year and the outstanding balance of loan given to employees as on 31st March 2024 is Rs 76.74 lakhs.
 - (b) The terms and conditions of investments made, the loans and advances in the nature of loan granted and guarantee provided are not prejudicial to the interest of the company
 - (c) In respect of loans and advances in the nature of loans, the repayment of principal and payment of interest thereon are regular.
 - (d) The amount is not overdue, on the above loan and advances; hence this clause is not applicable
 - (e) The company has not granted any loans or advances in the nature of loans which is either repayable on demand or without specifying terms or period of repayment
- (iv) In our opinion and according to the information and explanations given to us, the Company has complied with the provisions of Sections 185 and 186 of the Companies Act, 2013 in respect of

loans, investments, guarantees or security made by it during the year under audit to the extent applicable.

- (v) The company has not accepted any deposits from public within the meaning of Section 73, 74, 75 and 76 and hence clause (v) of Para 3 of the order is not applicable.
- (vi) According to the information and explanations given to us, Central Government has not prescribed maintenance of cost records under sub-Section (1) of Section 148 of the Act in respect of activities carried on by the Company. Therefore, the provisions of clause (vi) of paragraph 3 of the Order is not applicable to the Company.
- (vii)
 - a. The company is regular in depositing undisputed statutory dues, including Provident Fund, Employees' State Insurance, Income Tax, Sales-Tax, Service Tax, duty of customs, duty of excise, value added tax, cess and any other statutory dues with appropriate authorities, where applicable. According to the information and explanations given to us, there are no undisputed amounts payable in respect of such statutory dues which have remained outstanding as at 31st March, 2024 for a period of more than six months from the date they became payable.
 - b. According to the records of the company, there are no dues outstanding of income-tax, sales-tax, service tax, duty of customs, duty of excise and value added tax on account of any dispute.
- (viii) There were no transactions relating to previously unrecorded income that were surrendered or disclosed as income in the tax assessments under the Income Tax Act, 1961 (43 of 1961) during the year
- (ix)
 - a. The company has not defaulted in repayment of any dues to a financial institution, bank, and government during the period. The company has not borrowed any amount by way of debentures.
The company is not declared as a willful defaulter by any bank or financial institution or other lender during the period.
 - b. In our opinion and according to the information and explanations given to us, the Company has taken working capital term loan and the same was applied for the purpose for which loan was obtained.
 - c. On an overall examination of the financial statements of the Company any funds raised by the company for short term purposes are not utilized for any long term purpose.
 - d. On an overall examination of the financial statements of the Company, the Company has not taken any funds from any entity or person on account of or to meet the obligations of its subsidiaries.
 - e. The Company has not raised any loans during the year by pledging securities held in their subsidiaries, joint ventures or associate companies and hence reporting on clause 3(ix)(f) of the Order is not applicable.
- (x)
 - a. In our opinion and according to the information and explanations given to us, money raised by the company by way of initial public offer were applied for the purpose for which they were raised.
 - b. The company has not made any preferential allotment/ private placement of share or fully or partly paid convertible debentures during the year and hence reporting under clause 3(x)(b) of the Order is not applicable.

- (xi)**
- a. On the basis of our examination and according to the information and explanations given to us, no fraud by the company or any fraud on the company by its officers/employees has been noticed or reported during the year.
 - b. No such report under sub-section (12) of section 143 of the Companies Act has been filed by the auditors during the year in Form ADT-4 as prescribed under rule 13 of Companies (Audit and Auditors) Rules, 2014 with the Central Government.
 - c. Auditors have not received any whistle-blower complaints during the year by the company.
- (xii)** The company is not a Nidhi Company and accordingly the information and explanations given to us, provisions of Nidhi Rules, 2014 are not applicable to the company.
- (xiii)** On the basis of our examination and according to the information and explanations given to us, we report that all the transaction with the related parties are in compliance with Section 177 and Section 188 of the Act, and the details have been disclosed in the standalone Financial statements in Note no. 25 as required by the applicable accounting standards.
- (xiv)**
- a. Based on information and explanations provided to us and our audit procedures, in our opinion, the Company has an internal audit system commensurate with the size and nature of its business.
 - b. We have considered, the internal audit reports for the year under audit, issued to the Company during the year and till date, in determining the nature, timing and extent of our audit procedures.
- (xv)** According to the information and explanations given to us, the company has not entered into any non-cash transactions with directors or persons connected with him.
- (xvi)** The company is not required to be registered under section 45-IA of the Reserve Bank of India Act, 1934 and accordingly, provisions of clause (xvi) of Para 3 of the Order are not applicable.
- (xvii)** The company has not any incurred cash losses in the current financial year and in the preceding financial year.
- (xviii)** There has been resignation of Statutory Auditors during the year. We have taken into consideration the issues, objections or concerns raised by the outgoing auditors.
- (xix)** On the basis of the financial ratios, ageing and expected dates of realisation of financial assets and payment of financial liabilities, other information accompanying the financial statements and our knowledge of the Board of Directors and Management plans and based on our examination of the evidence supporting the assumptions, nothing has come to our attention, which causes us to believe that any material uncertainty exists as on the date of the audit report indicating that Company is not capable of meeting its liabilities existing at the date of balance sheet as and when they fall due within a period of one year from the balance sheet date. We, however, state that this is not an assurance as to the future viability of the Company. We further state that our reporting is based on the facts up to the date of the audit report and we neither give any guarantee nor any assurance that all liabilities falling due within a period of one year from the balance sheet date, will get discharged by the Company as and when they fall due.

(xx) The company falls under the provisions of Corporate Social Responsibility vide section 135 (1) of The Companies Act, 2013.

For N B T and Co
Chartered Accountants
FRN: - 140489W

Ashutosh Biyani
Partner
M.No - 165017
Date: 30/05/2024
Place: Mumbai
UDIN - 24165017BKCYQE1397

Annexure II to the Independent Auditors' Report of even date on the Standalone Financial Statements of M.V.K. Agro Food Product Limited

Report on the Internal Financial Controls under Clause (i) of Sub-section 3 of Section 143 of the Act

We have audited the internal financial controls over financial reporting of M.V.K. Agro Food Product Limited ("the Company") as at 31st March, 2024 in conjunction with our audit of the Standalone Financial Statements of the Company for the year ended on that date.

Management's Responsibility for Internal Financial Controls

The Board of Directors of the Company is responsible for establishing and maintaining internal financial controls based on the internal control over financial reporting criteria established by the Company considering the essential components of internal control stated in the Guidance Note on Audit of Internal Financial Controls Over Financial Reporting issued by the Institute of Chartered Accountants of India (the "ICAI"). These responsibilities include the design, implementation and maintenance of adequate internal financial controls that were operating effectively for ensuring the orderly and efficient conduct of its business, including adherence to the respective company's policies, the safeguarding of its assets, the prevention and detection of frauds and errors, the accuracy and completeness of the accounting records, and the timely preparation of reliable financial information, as required under the Companies Act, 2013.

Auditors' Responsibility

Our responsibility is to express an opinion on the Company's internal financial controls over financial reporting based on our audit. We conducted our audit in accordance with the Guidance Note on Audit of Internal Financial Controls Over Financial Reporting (the "Guidance Note") and the Standards on Auditing issued by ICAI and deemed to be prescribed under Section 143(10) of the Act, to the extent applicable to an audit of internal financial controls, both applicable to an audit of Internal Financial Controls and both issued by the ICAI. Those Standards and the Guidance Note require that we comply with ethical requirements and plan and perform the audit to obtain reasonable assurance about whether adequate internal financial controls over financial reporting were established and maintained and if such controls operated effectively in all material respects.

Our audit involves performing procedures to obtain audit evidence about the adequacy of the internal financial controls system over financial reporting and their operating effectiveness. Our audit of internal financial controls over financial reporting included obtaining an understanding of internal financial controls over financial reporting, assessing the risk that a material weakness exists and testing and evaluating the design and operating effectiveness of internal control based on the assessed risk. The procedures selected depend on the auditor's judgment, including the assessment of the risks of material misstatement of the standalone financial statements, whether due to fraud or error.

We believe that the audit evidence we have obtained is sufficient and appropriate to provide a basis for our audit opinion on the Company's internal financial controls system over financial reporting.

Meaning of Internal Financial Controls over Financial Reporting

A Company's internal financial control over financial reporting is a process designed to provide reasonable assurance regarding the reliability of financial reporting and the preparation of financial statements for external purposes in accordance with generally accepted accounting principles. A Company's internal financial control over financial reporting includes those policies and procedures that:

- (a) pertain to the maintenance of records that, in reasonable detail, accurately and fairly reflect the transactions and dispositions of the assets of the company;
- (b) provide reasonable assurance that transactions are recorded as necessary to permit preparation of standalone financial statements in accordance with generally accepted accounting principles and that receipts and expenditures of the Company are being made only in accordance with authorizations of management and directors of the company; and
- (c) Provide reasonable assurance regarding prevention or timely detection of unauthorized acquisition, use, or disposition of the company's assets that could have material effect on the standalone financial statements.

Inherent Limitations of Internal Financial Controls over Financial Reporting

Because of the inherent limitations of internal financial controls over financial reporting, including the possibility of collusion or improper management override of controls, material misstatements due to error or fraud may occur and not be detected. Also, projections of any evaluation of the internal financial controls over financial reporting to future periods are subject to the risk that the internal financial control over financial reporting may become inadequate because of changes in conditions, or that the degree of compliance with the policies or procedures may deteriorate.

Opinion

In our opinion, the Company has, in all material respects, an adequate internal financial controls system over financial reporting and such internal financial controls over financial reporting were operating effectively as at 31st March, 2024, based on the internal control over financial reporting criteria established by the Company considering the essential components of internal control stated in the Guidance Note on Audit of Internal Financial Controls Over Financial Reporting issued by the Institute of Chartered Accountants of India.

For N B T and Co

Chartered Accountants

FRN: - 140489W

Ashutosh Biyani

Partner

M.No - 165017

Date: 30/05/2024

Place: Mumbai

UDIN - 24165017BKCYQE1397

Note 1
Notes to Financial Statements

Company Background

M.V.K. Agro Food Product Limited is a limited company domiciled in India and incorporated under the provisions of the Companies Act 2013, having Company Incorporation No. (CIN) U15316MH2018PLC304795. The Company is engaged in the business in a variety of agro-commodities across the commodity value chain. The Company is primarily engaged in manufacturing, Sub-classified into manufacture of food products and is primarily engaged in the manufacturing of jaggery from sugarcane.

Significant Accounting Policies

1. Basis of preparation of financial statements

(a) Basis of Accounting:

The financial statements have been prepared and presented under the historical cost convention, on the accrual basis of accounting in accordance with the accounting principles generally accepted in India ('Indian GAAP') and comply with the Accounting standards prescribed in the Companies (Accounting Standards) Rules, 2006 which continue to apply under Section 133 of the Companies Act, 2013 ('the Act') read with Rule 7 of the Companies (Accounts) Rules, 2014.

(b) Use of Estimates:

The preparation of financial statements in conformity with Indian GAAP requires management to make judgments, estimates and assumptions that affect the reported amounts of revenues, expenses, assets and liabilities and the disclosures of contingent liabilities at the end of reporting period.

(c) Current/Non-Current Classification:

Any asset or liability is classified as current if it satisfies any of the following conditions:

- i. It is expected to be realized or settled or is intended for sale or consumption in the company's normal operating cycle;
- ii. It is expected to be realized or settled within twelve months from the reporting date;
- iii. In the case of an asset, it is held primarily for the purpose of being traded; or it is cash or cash equivalent unless it is restricted from being exchanged or used to settle a liability for at least twelve months after the reporting date;
- iv. In the case of a liability, the company does not have an unconditional right to defer settlement of the liability for at least twelve months from the reporting date all other assets and liabilities are classified as non-current. For the purpose of current / non-current classification of assets and liabilities, the Company has ascertained its normal operating cycle as twelve months. This is based on the nature of services and the time between the acquisition of assets or inventories for processing and their realization in cash and cash equivalents.

2. Tangible and Intangible Assets

(a) Tangible Fixed Assets

Tangible fixed assets are carried at the cost of acquisition or construction, less accumulated depreciation/accumulated impairment. The cost of fixed assets comprises of its purchase price, including import duties and other non-refundable taxes or levies and any directly attributable cost of bringing the asset to its working condition for its intended use. Expenses directly attributable to new manufacturing facility during its construction period are capitalized. Know-how related to plans, designs and drawings of buildings or plant and machinery is capitalized under relevant tangible asset heads. Pursuant to the requirements under Schedule II of the Companies Act, 2013, the Company has identified and determined the cost of each component of an asset separately when the component has a cost which is significant to the total cost of the asset and has useful life that is materially different from that of the remaining asset. Profit or loss on disposal of tangible assets is recognized in the Statement of Profit and Loss. Tangible Fixed assets retired from active use and held for disposal are stated at the lower of their net book value and net realizable value and are disclosed separately under 'Other Current Assets'. Any expected loss is recognized immediately in the Statement of Profit and Loss.

(b) Intangible Assets

Intangible assets acquired separately are measured on initial recognition at cost. Intangible assets arising on acquisition of business are measured at fair value as at date of acquisition. Following initial recognition, intangible assets are carried at cost less accumulated amortization and accumulated impairment loss, if any. Profit or Loss on disposal of intangible assets is recognized in the Statement of Profit and Loss.

(c) Capital Work in Progress & Capital Advances

Cost of Assets not ready for intended use, as on the balance sheet date, is shown as capital work in progress. Advances given towards acquisition of fixed assets outstanding at each balance sheet date are disclosed as Short Term Loans & Advances.

(d) Depreciation and Amortization:

Depreciation on tangible fixed assets is provided using the Written Down Value Method based on the useful lives of the assets as estimated by the management and is charged to the Statement of Profit and Loss as per the requirement of Schedule II of the Companies Act, 2013. The estimate of the useful life of the assets has been assessed based on technical advice which considered the nature of the asset, the usage of the asset, expected physical wear and tear, the operating conditions of the asset, anticipated technological changes, manufacturers warranties and maintenance support, etc. Significant components of assets identified separately pursuant to the requirements under Schedule II of the Companies Act, 2013 are depreciated separately over their useful life. The residual value, useful life and method of depreciation of an asset is reviewed at each financial year end and adjusted prospectively

(e) Impairment

At Balance Sheet date, an assessment is done to determine whether there is any indication of impairment in the carrying amount of the Company's assets. If any such indication exists, the asset's recoverable amount is estimated. An impairment loss is recognized whenever the carrying amount of an asset exceeds its recoverable amount. An assessment is also done at each Balance Sheet date whether there is any indication that an impairment loss recognized for an asset in prior accounting periods may no longer exist or may have decreased. If any such indication exists the asset's recoverable amount is estimated. The carrying amount of the fixed asset is increased to the revised estimate of its recoverable amount but so that the increased carrying amount does not exceed the carrying amount that would have been determined had no impairment loss been recognized for the asset in prior years. A reversal of impairment loss is recognized in the Statement of Profit and Loss for the year. After recognition of impairment loss or reversal of impairment loss as applicable, the depreciation charge for the fixed asset is adjusted in future periods to allocate the asset's revised carrying amount, less its residual value (if any), on straight line basis over its remaining useful life.

3. Revenue Recognition

- Revenue from sale of goods is recognized on transfer of all significant risks and rewards of ownership to the buyer. The amount recognized as sale is exclusive of sales tax/VAT/GST and is net of returns & discounts. Sales are stated gross of excise duty as well as net of excise duty (on goods manufactured and outsourced), excise duty being the amount included in the amount of gross turnover. The excise duty related to the difference between the closing stock and opening stock is recognized separately as part of changes in inventories of finished goods, work in progress and stock in trade. Revenue from service is recognized as per the completed service contract method. Processing income is recognized on accrual basis as per the contractual arrangements. Dividend income is recognized when the right to receive payment is established. Interest income is recognized on the time proportion basis.
- Interest income is recognised on accrual basis.
- Dividend income is recognised when the right to receive payment is established.

4. Lease Accounting

Assets taken on operating lease:

Lease rentals on assets taken on operating lease are recognized as expense in the Statement of Profit and Loss on straight line basis.

5. Inventory

(a) Raw materials, work in progress, finished goods, packing materials, stores, spares, components, consumables and stock-in-trade are carried at the lower of cost and net realizable value. However, materials and other items held for use in production of inventories are not written down below cost if the finished goods in which they will be incorporated are expected to be sold at or above cost. The comparison of cost and net realizable value is made on an item-by item basis. Damaged, unserviceable and inert stocks are valued at net realizable value.

(b). In determining cost of raw materials, packing materials, stock-in-trade, stores, spares, components and consumables, weighted average cost methods used. Cost of inventory comprises all costs of purchase, duties, taxes (other than those subsequently recoverable from tax authorities) and all other costs incurred in bringing the inventory to their present location and condition.

(c) Cost of finished goods and work-in-progress includes the cost of raw materials, packing materials, inappropriate share of fixed and variable production overheads, excise duty as applicable and other costs incurred in bringing the inventories to their present location and condition. Fixed production overheads are allocated on the basis of normal capacity of production facilities.

6. Investments

Investments are classified into current and long-term investments. Investments that are readily realizable and intended to be held for not more than a year from the date of acquisition are classified as current investments. All other investments are classified as long-term investments. Current investments are stated at the lower of cost and fair value. The comparison of cost and fair value is done separately in respect of each category of investments. Long-term investments are stated at cost. A provision for diminution in the value of long-term investments is made only if such a decline is other than temporary in the opinion of the management. Reversal of such provision for diminution is made when there is a rise in the value of long term investment, or if the reasons for the decline no longer exist. On disposal of an investment, the difference between its carrying amount and net disposal proceeds is recognized in the Statement of Profit and Loss.

7. Trade receivables

Trade receivables are stated after writing off debts considered as bad.

8. Employee Benefits

A. Short Term Employee Benefits:

All employee benefits payable wholly within twelve months of rendering the service are classified as short-term employee benefits and they are recognized in the period in which the employee renders the related service. The Company recognizes the undiscounted amount of short term employee benefits expected to be paid in exchange for services rendered as a liability (accrued expense) after deducting any amount already paid.

B. Post-employment benefits:

(a) Defined contribution plans :

Defined contribution plans are employee state insurance scheme and Government administered pension fund scheme for all applicable employees and superannuation scheme for eligible employees. The Company's contribution to defined contribution plans are recognized in the Statement of Profit and Loss in the financial year to which they relate.

(b) Defined benefit plans

Provident fund scheme

The Company makes specified monthly contributions towards Employee Provident Fund scheme, for the eligible employees.

Gratuity scheme

Gratuity is payable to all eligible employees of the company on retirement, death, permanent disablement and resignation in terms of the provisions of the Payment of Gratuity Act 1972, or company's scheme whichever is more beneficial.

9. Provision for Taxation

Tax expense comprises of current tax (i.e. amount of tax for the period determined in accordance with the Income Tax Act, 1961) and deferred tax charge or credit (reflecting the tax effects of timing differences between accounting income and taxable income for the period). The deferred tax charge or credit and the corresponding deferred tax liabilities or assets are recognized using the tax rates that have been enacted or substantively enacted by the Balance Sheet date. Deferred tax assets are recognized only to the extent there is reasonable certainty that the assets can be realized in future; however, where there is unabsorbed depreciation or carry forward loss under taxation laws, deferred tax assets are recognized only if there is a virtual certainty of realization of such assets. Deferred tax assets are reviewed as at each Balance Sheet date to reassess realization.

10. Provisions and Contingencies

The Company creates a provision when there exists a present obligation as a result of a past event that probably requires an outflow of resources and a reliable estimate can be made of the amount of the obligation. A disclosure for a contingent liability is made when there is a possible obligation or a present obligation that may, but probably will not require an outflow of resources. When there is possible obligation or a present obligation in respect of which likelihood of outflow of resources is remote, no provision or disclosure is made.

11. Earnings per Share

The Basic and Diluted Earnings per Share ("EPS") is computed by dividing the profit after tax for the year by weighted average number of equity shares outstanding during the year.

12. Borrowing Cost

Borrowing cost includes interest, amortization of ancillary costs incurred in connection with the arrangement of borrowings and exchange differences arising from foreign currency borrowings to the extent they are regarded as an adjustment to the interest cost. Borrowing costs, if any, directly attributable to the acquisition, construction or production of an asset that necessarily takes a substantial period of time to get ready for its intended use or sale are capitalized. All other borrowing costs are expensed in the period they occur.

13. Cash and Cash Equivalents

Cash and cash equivalents include cash and cheques in hand, bank balances, demand deposits with banks and other short-term highly liquid investments where the original maturity is three months or less.

14. Government Grants and Subsidies

The Company is not entitled to any subsidy from government authorities in respect of manufacturing units located in specified regions: Grants in the nature of subsidy which are nonrefundable are credited to the Statement of Profit and Loss, on accrual basis, where there is reasonable assurance that the Company will comply with all the necessary conditions attached to them. Grants in the nature of subsidy which are refundable are shown as Liabilities in the Balance Sheet.

15. Measurement of EBITDA

The Company has opted to present earnings before interest (finance cost), tax, depreciation and amortization (EBITDA) as a separate line item on the face of the Statement of Profit and Loss for the year. The Company measures EBITDA on the basis of profit/ (loss) from continuing operations.

16. Segment Reporting

i) Business Segment

- a. The business segment has been considered as the primary segment.
- b. The Company's primary business segments are reflected based on principal business activities, the nature of service, the differing risks and returns, the organization structure and the internal financial reporting system.
- c. The Company's primary business comprises of manufacturing & supply of re-active power compensation systems, harmonic filters & other engineering goods and since it is the only reportable segment as envisaged in Accounting Standard 17. 'Segment Reporting'. Accordingly, no separate disclosure for Segment Reporting to be made in the financial statements of the Company.

ii) Geographical Segment

A geographical segment is a distinguishable component of an enterprise that is engaged in providing products or services within a particular economic environment and that is subject to risks and returns that are different from those of components operating in other economic environments. The company provides products or services only through single establishment. Accordingly, no separate disclosure for Segment Reporting to be made in the financial statements of the Company.

17. The Company has recognized deferred tax arising on account of timing differences, being the difference between the taxable income and accounting income, that originates in one period and is capable of reversal in one or more subsequent period(s) in compliance with Accounting standard (AS 22) – Accounting for Taxes on income.

18. Disclosure under the Micro, Small and Medium Enterprises Development Act, 2006 are provided as under for the year 2023-24, to the extent the Company has received intimation from the "Suppliers" regarding their status under the Act.

- (i) Principal amount and the interest due thereon remaining unpaid to each supplier at the end of each accounting year (but within due date as per the MSMED Act) Principal amount due to micro and small enterprise- Rs. 139.00 Lakhs (PY Rs. 437.20 Lkhs) and Interest due on above- Nil.
- (ii) Interest paid by the Company in terms of Section 16 of the Micro, Small and Medium Enterprises Development Act, 2006, along-with the amount of the payment made to the supplier beyond the appointed day during the period - Nil
- (iii) Interest due and payable for the period of delay in making payment (which have been paid but beyond the appointed day during the period) but without adding interest specified under the Micro, Small and Medium Enterprises Act, 2006 - Nil
- (iv) The amount of interest accrued and remaining unpaid at the end of each accounting year - Nil
- (v) Interest remaining due and payable even in the succeeding years, until such date when the interest dues as above are actually paid to the small enterprises - Nil

Dues to Micro and Small Enterprises have been determined to the extent such parties have been identified on the basis of information collected by the Management. This has been relied upon by the auditors.

19. Previous year's figures have been regrouped / reclassified wherever necessary to correspond with current year's classification.

M.V.K. AGRO FOOD PRODUCT LIMITED
GUT NO. 44 & 46, KKUSUMNAGAR, WAGHALWADA, UMARI, NANDED, MAHARASHTRA, INDIA (431807)
CIN:U15316MH2018PLC304795

STANDALONE BALANCE SHEET AS ON MARCH 31ST, 2024

(Amount in Lakhs, Unless Otherwise Stated)

Sr. No.	Particulars	Note No.	Amount as on 31-03-2024	Amount as on 31-03-2023
(A)	EQUITY AND LIABILITIES			
1	Shareholders' funds			
	(a) Share Capital	2	1,549.00	500.00
	(b) Reserves and surplus	3	6,330.01	837.67
2	Non-current liabilities			
	(a) Long-term borrowings	4	5,666.25	4,561.20
	(b) Deferred tax liabilities (net)	5	143.64	158.78
	(c) Long-Term Provisions	6	21.09	12.87
3	Current liabilities			
	(a) Short-term borrowings	7	10,413.65	4,594.90
	(b) Trade payables			
	(i) total outstanding dues of micro enterprises and small enterprises; and	8	139.00	437.20
	(ii) total outstanding dues of creditors other than micro enterprises and small enterprises		1,093.87	953.66
	(c) Other current liabilities	9	1,538.66	3,333.79
	(d) Short-term provisions	10	196.52	81.84
			27,091.69	15,471.93
B	ASSETS			
1	Non-current assets			
	(a) Property, Plant and Equipment and Intangible Assets			
	(i) Property, Plant and Equipment	11	7,168.61	6,647.04
	(b) Non-current investments	12	1,349.61	614.93
	(c) Long-term loans & advances	13	184.66	163.33
2	Current assets			
	(a) Inventories	14	9,794.20	7,258.12
	(b) Trade receivables	15	14.77	1.18
	(c) Cash and cash equivalents	16	5,394.85	63.05
	(d) Short-term loans and advances	17	2,714.54	711.04
	(e) Other current assets	18	470.46	13.25
			27,091.69	15,471.93

Notes on Accounts & Significant Accounting Policies
The notes referred to above form an integral part of the Balance Sheet.
As per our Report of even date attached

For N B T and Co
Chartered Accountants
Firm Registration Number: 140489W

For & on Behalf of the Board of
M.V.K. Agro Food Product Limited

Ashutosh Biyani
Partner
M. No.: 165017
Place: Nanded
Date: 30/05/2024
UDIN: 24165017BKCYQE1397

Marotrao Vyankatrao Kawale
Managing Director
(DIN: 06421662)

Sagarbai Marotrao Kawale
Director
(DIN : 06519464)

Swapna Bansode Rajaram
Company Secretary

Sandip Marotrao Kawale
Chief Financial Officer

M.V.K. AGRO FOOD PRODUCT LIMITED
GUT NO. 44 & 46, KKUSUMNAGAR, WAGHALWADA, UMARI, NANDED, MAHARASHTRA, INDIA (431807)
CIN:U15316MH2018PLC304795

STATEMENT OF STANDALONE PROFIT AND LOSS FOR THE YEAR ENDED MARCH 31ST, 2024

(Amount in Lakhs, Unless Otherwise Stated)

Sr. No.	Particulars	Note No.	For the year ended 31-03-2024	For the year ended 31-03-2023
I.	Income			
	(a) Revenue from operations	19	12,458.48	9,327.65
	(b) Other income	20	54.36	65.98
II.	Total Income		12,512.84	9,393.63
III.	Expenses:			
	Cost of raw materials consumed	21	7,649.30	8,919.68
	Purchase of stock in trade	22	2,889.28	-
	Other manufacturing expenses	23	405.43	475.38
	Changes in inventories of finished goods, work in progress and stock in	24	(1,869.64)	(2,667.23)
	Employee Benefit Expenses	25	638.15	648.85
	Finance Cost	26	1,130.96	942.59
	Depreciation and amortization expenses	11	268.61	227.24
	Other expenses	27	531.36	355.82
	Total Expenses		11,643.45	8,902.33
IV.	Profit/(Loss) before exceptional and extraordinary items and tax		869.39	491.30
V.	Exceptional Items/Prior Period Items		-	-
VI.	Profit/(Loss) before extraordinary items and tax		869.39	491.30
VII.	Extraordinary Items		-	-
VIII.	Profit/(Loss) before tax		869.39	491.30
IX.	Tax expense:			
	(I) Current tax		168.46	46.89
	(II) Deferred tax		(15.15)	66.95
	(III) Short/(Excess) provision of earlier year		-	-
X.	PROFIT/(LOSS) for the year ended		716.08	377.46
XI.	Earning per equity share:			
	(I) Basic (amount not in lakhs)		10.53	7.55
	(II) Diluted (amount not in lakhs)		10.53	7.55

Notes on Accounts & Significant Accounting Policies

The notes referred to above form an integral part of the Statement of Profit & Loss

As per our Report of even date attached

For N B T and Co
Chartered Accountants
Firm Registration Number: 140489W

For & on Behalf of the Board of
M.V.K. Agro Food Product Limited

Ashutosh Biyani
Partner
M. No.: 165017
Place: Nanded
Date: 30/05/2024
UDIN: 24165017BKCYQE1397

Marotrao Vyankatrao Kawale
Managing Director
(DIN: 06421662)

Sagarbai Marotrao Kawale
Director
(DIN : 06519464)

Swapna Bansode Rajaram
Company Secretary

Sandip Marotrao Kawale
Chief Financial Officer

M.V.K. AGRO FOOD PRODUCT LIMITED
GUT NO. 44 & 46, KKUSUMNAGAR, WAGHALWADA, UMARL NANDED, MAHARASHTRA, INDIA (431807)
CIN:U15316MH2018PLC304795
STANDALONE CASH FLOW STATEMENT FOR THE YEAR ENDED MARCH 31ST, 2024

(Amount in Lakhs, Unless Otherwise Stated)

Particulars	For the year ended		For the year ended	
	31/03/2024		31-03-2023	
A CASH FLOW FROM OPERATING ACTIVITIES				
Net Profit Before Tax		869.39		491.30
Adjustments for:				
Depreciation	268.61		227.24	
Interest & Finance Charges	1,130.96		942.59	
Interest on FD	(40.01)		(31.07)	
Dividend Income	(11.04)		(9.60)	
Provision of gratuity	8.22	1,356.73	6.13	1,135.29
Operating Profit before Working Capital Changes		2,226.12		1,626.59
Adjustments for:				
(Increase)/Decrease in Inventories	(2,536.08)		(2,638.88)	
(Increase)/Decrease in Trade Receivables	(13.59)		1.04	
(Increase)/Decrease in Short Term Loans & Advances	(2,003.50)		(9.88)	
(Increase)/Decrease in Other Current Assets	(457.21)		(5.57)	
(Increase)/Decrease in Long term loans and advances	(21.33)		(163.33)	
Increase/(Decrease) in Trade Payables	(157.99)		(966.49)	
Increase/(Decrease) in Other Current Liabilities	(1,795.14)		1,202.34	
Increase/(Decrease) in Short Term Provisions	114.69	(6,870.13)	28.70	(2,552.07)
Cash generated from Operations		(4,644.01)		(925.47)
Income Tax paid		(168.46)		(46.89)
Net Cash flow from Operating activities		(4,812.46)		(972.37)
B CASH FLOW FROM INVESTING ACTIVITIES				
Purchase of Fixed Assets	(790.18)		(761.62)	
(Increase)/Decrease in Non Current Investment	(734.69)		(470.42)	
Interest income	40.01		31.07	
Dividend Income	11.04		9.60	
Net Cash used in Investing activities		(1,473.82)		(1,191.37)
C CASH FLOW FROM FINANCING ACTIVITIES				
Proceeds from issue of equity share in IPO	549.00			
Proceeds in Security Premium Account in IPO	6,039.00			
Less IPO Expense	(762.75)			
Proceeds from Long term Borrowings	1,105.05		634.24	
Proceeds from Short term Borrowings	5,818.75		2,520.54	
Interest paid	(1,130.96)		(942.59)	
Net Cash used in financing activities		11,618.10		2,212.20
Net increase in cash & Cash Equivalents		5,331.81		48.47
Cash and Cash equivalents at the beginning of the year		63.05		14.58
Cash and Cash equivalents at the end of the period/year		5,394.85		63.05

Notes :-

Particulars	For the year ended 31-Mar-24	For the year ended 31-03-2023
1 Component of Cash and Cash equivalents		
Cash on hand	0.40	0.20
Balance with Banks	144.45	62.84
Deposit Accounts	5,250.00	-

2

The Standalone Statement of Cash Flows has been prepared under the indirect method as set out in AS 3, Statement of Cash Flows.
As per our Report of even date attached

For N B T and Co
Chartered Accountants
Firm Registration Number: 140489W

For & on Behalf of the Board of
M.V.K. Agro Food Product Limited

Ashutosh Biyani
Partner
M. No.: 165017
Place: Nanded
Date: 30/05/2024
UDIN: 24165017BKCYQE1397

Marotrao Vyankatrao Kawale
Managing Director
(DIN: 06421662)

Sagarbai Marotrao Kawale
Director
(DIN : 06519464)

Swapna Bansode Rajaram
Company Secretary

Sandip Marotrao Kawale
Chief Financial Officer

M.V.K. AGRO FOOD PRODUCT LIMITED
FOR THE YEAR ENDED 31ST MARCH, 2024
NOTES FORMING PART OF THE STANDALONE FINANCIAL STATEMENTS

Note 2 - Share Capital

Note a - Authorised, Issued, Subscribed paid up

(Rs. In Lakhs)

Share Capital	As on		As on	
	31-Mar-24		31-Mar-23	
	No. of shares	Amount(Rs)	No. of shares	Amount(Rs)
Authorised				
Equity Shares of Rs.10/- each	1,70,00,000	1,700.00	50,00,000	500.00
Total	1,70,00,000	1,700.00	50,00,000	500.00
Issued,Subscribed and fully paid-up shares				
Equity Shares of Rs.10/- each	1,54,90,000	1,549.00	50,00,000	500.00
Total	1,54,90,000	1,549.00	50,00,000	500.00

2.1 Details of Share Holders holding shares more than 5% total paid up capital

Name of shareholder	As on 31-Mar-2024		As on 31-Mar-2023	
	No. of shares	% held	No. of shares	% held
	Maroti Venkoba Kawale	41,94,000	27.08%	22,74,000
Prayagbai Venkatrao Kawale	-	0.00%	9,91,000	19.82%
Kishanrao Venkatrao Kawale	2,01,000	1.30%	5,31,000	10.62%
Ganeshrao Venkatrao Kawale	2,01,000	1.30%	4,01,000	8.02%
Sandeep Maroti Kawale	2,01,000	1.30%	4,01,000	8.02%
Total	47,97,000	30.97%	45,98,000	91.96%

2.2 Shares held by promoters at period ended 31 March 2024

Promoter's name	As on 31-Mar-2024		
	No. of Shares	% of total shares	% change during
Maroti Venkoba Kawale	4194000	83.88%	38.40%
Prayagbai Venkatrao Kawale	-	0.00%	-19.82%
Kishanrao Venkatrao Kawale	201000	4.02%	-6.60%
Ganeshrao Venkatrao Kawale	201000	4.02%	-4.00%
Sandip Marotrao Kawale	201000	4.02%	-4.00%
Sagarbai Maroti Kawale	1000	0.02%	-4.00%
Prameshwar Kishanrao Kawale	201000	4.02%	0.00%

2.3 Shares held by promoters at year ended 31 March 2023

Promoter's name	As on 31-Mar-2023		
	No. of Shares	% of total shares	% change during the period
Maroti Venkoba Kawale	2274000	45.48%	0.00%
Prayagbai Venkatrao Kawale	991000	19.82%	0.00%
Kishanrao Venkatrao Kawale	531000	10.62%	0.00%
Ganeshrao Venkatrao Kawale	401000	8.02%	0.00%
Sandip Marotrao Kawale	401000	8.02%	0.00%
Sagarbai Maroti Kawale	201000	4.02%	0.00%
Prameshwar Kishanrao Kawale	201000	4.02%	0.00%

2.4 Reconciliation of Outstanding Shares

Particulars	As on 31-Mar-2024		As on 31-Mar-2023	
	Number	Amount(Rs)	Number	Amount(Rs)
Shares outstanding at the beginning of the year	50,00,000	500.00	50,00,000	500.00
Add: Issue of Shares During the year				
Bonus Issue	50,00,000	500.00	-	-
Initial Public Offer	54,90,000	549.00	-	-
Shares outstanding at the end of the year	1,54,90,000	1,549	50,00,000	500

2.5 Term/rights attached to equity shares

The Company has only one class of equity shares having value at par. Each share holder is entitled to one vote per share .

2.6 During the year Bonus Issue of 50,00,000 Fully paid up Equity Shares of Face Value of Rs. 10/- each.

Note 3 - Reserves and Surplus

Particulars	As on 31-Mar-24	As on 31-Mar-23
Securities Premium Account		
Balance as per the previous financial statements	-	-
Addition during the year	6,039.00	-
Less IPO Expense	762.75	-
Balance as per end of the year ended (A)	5,276.25	-
Reserve and Surplus		
Balance as per the previous financial statements	837.67	460.22
Add / Less: Profit / (Loss) for the year ended	716.08	377.46
Less Bonus issued during the year	(500)	-
Balance as per end of the year ended (B)	1,053.75	837.67
Total (A + B)	6,330.01	837.67

Note 4 - Long Term Borrowings

Particulars	As on 31-Mar-24	As on 31-Mar-23
Secured Loans		
Term Loan from Bank	3,932.41	3,921.06
Unsecured Loans		
From Related Parties		
Inter-Corporate Loans	1,398.70	-
From Directors	127.91	-
From Related Parties	207.23	640.14
Total	5,666.25	4,561.20

4.1 Term Loan has been sanctioned by HDFC Bank with security of Personal Guarantee of director and collateral owner, stock, book debts, fd of rs.450 lacs, stock under pledge facility, advances to farmers and transporters.

Collateral Security of Property situated at Industrial property gut No.42,42/1,43/1,43/3,44/1,44/1/2,44/1/3,44/1/4,44/2,44/4,waghalwada

4.2 45,46,46/1,46/2/1,48/1,48/1/1,48/2/1,48/2/3,49/1,50/1.50/1/1,51431807 UMRI

4.3 Balances of Unsecured Loans are subject to confirmations & reconciliation if any.

Note 5 - Deferred Tax Assets/Liabilities (Net)

Particulars	As on 31-Mar-24	As on 31-Mar-23
Deferred Tax Liability		
- on difference in WDV of property, plant & equipment as per books and income tax	145.05	160.33
- others allowable Gratuity expenses under the provisions of income tax act	-	-
	145.05	160.33
Deferred Tax Asset		
Tax Effect of item constituting deferred tax Assets	1.41	1.54
	1.41	1.54
Total	143.64	158.78

As a result of following of Accounting Standard (AS) 22 " Accounting for Taxes on Income" issued by the Institute of Chartered Accountants of India, no effect on current year profit.

Note 6 - STATEMENT OF LONG TERM PROVISION

Particulars	As on 31-Mar-24	As on 31-Mar-23
Provision for Gratuity Payable	21.09	12.87
Total	21.09	12.87

Note 7 - Short Term Borrowings

Particulars	As on 31-Mar-24	As on 31-Mar-23
Secured Loan		
From Bank -Cash Credit	1,150.57	4,230.02
From Bank- Pledge Loan	4,138.22	-
From bank - Adhoc Facility	4,725.12	-
- Current maturities of long term borrowings	399.74	364.88
Total	10,413.65	4,594.90
The above amount includes:		
Secured Borrowings	-	8,515.96
Unsecured Borrowings	-	640.14

7.1 Security:

Bifurcation of Cash Credit from Banks	
Seasonal Cash Credit from HDFC Bank	1150.57
Cash Credit-Pledge from HDFC Bank	4138.22

Primary Security: Cash Credit has been sanctioned by HDFC Bank with security of Personal Guarantee of director and collateral owner, stock, book debts, fd of rs.450 lacs, stock under pledge facility, advances to farmers and transporters.

Collateral Security of Property situated at Industrial property gut No.42,42/1,43/1,43/3,44/1,44/1/2,44/1/3,44/1/4,44/2,44/4,waghalwada
45,46,46/1,46/2/1,48/1,48/1/1,48/2/1,48/2/3,49/1,50/1.50/1/1,51431807 UMRI

Note 8 - Trade payables

Particulars	As on 31-Mar-24	As on 31-Mar-23
Sundry Creditors for goods		
Total outstanding dues of micro enterprises and small enterprises; and	139.00	437.20
Total outstanding dues of Creditors other than micro enterprises and small enterprises	1,093.87	953.66
Total	1,232.87	1,390.86

8.1 Balances of Sundry Creditors for Supplies/Services and for Capital Goods are subject to confirmations & reconciliation, if any

The trade payables ageing schedule for the year March 31, 2024 is as follows

Particulars	Not due for Payments	Less than 1 year	1-2 year	2-3 year	More than 3 Year	Total
MSME	-	139.00	-	-	-	139.00
Others	-	1,093.87	-	-	-	1,093.87
Disputed dues - MSME	-	-	-	-	-	-
Disputed dues - Others	-	-	-	-	-	-

The trade payables ageing schedule for the year March 31, 2023 is as follows

Particulars	Not due for Payments	Less than 1 year	1-2 year	2-3 year	More than 3 Year	Total
MSME	-	437.20	-	-	-	437.20
Others	-	953.66	-	-	-	953.66
Disputed dues - MSME	-	-	-	-	-	-
Disputed dues - Others	-	-	-	-	-	-

Note 9 - Other Current Liabilities

Particulars	As on 31-Mar-24	As on 31-Mar-23
Advance From Customer	269.35	804.53
Amount received from farmers against cane seed issue	693.83	2,178.34
Interest Payable	138.12	-
Outstanding expense payable	207.15	122.91
Security Deposit	56.03	58.98
Sundry Creditors for expense	35.18	55.88
Staff Payable	2.47	-
Other payable	14.20	-
Statutory Dues Payable	122.33	113.16
Total	1,538.66	3,333.79

9.1 Balances of Advances from customers are subject to confirmations & reconciliations, if any.

Note10 - Short Term Provision

Particulars	As on 31-Mar-24	As on 31-Mar-23
Provision for Gratuity payable	0.05	0.04
Provision for audit fees	37.50	26.25
Provision for income tax	158.98	55.55
Total	196.52	81.84

Note 12 - Non-Current Investment

Particulars	As on 31-Mar-2024		As on 31-Mar-2023	
	Quantity	Amount	Quantity	Amount
Investment in Equity Instruments (Unquoted)				
Investments in equity shares of subsidiaries				
Investment In Saikrupa Dairy Product Pvt. Ltd.		355.80		-
Investments in equity shares of others				
Buldana Urban Cooperative Credit Society		-		110.01
TJSB Bank Sahakari Bank Shares		0.10		0.10
Rupamata Multi S.Co.C.S.LTD Shares		5.00		5.00
Other Unquoted Investments				
Fixed Deposit against loan/BG (more than 1 year)		988.71		499.82
		1,349.61		614.93
Less Provision for Impairment on Investments		-		-
Total		1,349.61		614.93

Note 13 Long Term Loans & Advances

Particulars	As on 31-Mar- 2024	As on 31-Mar-2023
	Amount	Amount
Security Deposits	21.33	-
Capital Advances	163.33	163.33
Total	184.66	163.33

Note 14 - Inventories

Particulars	As on 31-Mar-2024 Amount	As on 31-Mar-2023 Amount
A. Finished Goods	7,592.75	6,120.91
B. Stock-in-trade	397.79	-
C. Stores & Spares	1,803.65	1,137.21
Total	9,794.20	7,258.12

14.1 Closing Stock is taken as valued and certified by the management.

14.2 Inventories are valued at cost or net realisable value whichever is lower.

Note 15 - Trade Receivables

Particulars	As on 31-Mar-2024 Amount	As on 31-Mar-2023 Amount
Unsecured, considered good:		
-Considered good		
Due for a period exceeding six months	-	-
Others	14.77	1.18
Less :		
Provision for doubtful debts	-	-
Total	14.77	1.18

15.1 Balances of Trade Receivables are subject to confirmations & reconciliations, if any.

The trade receivables ageing schedule for the year March 31, 2024 is as follows

Particulars	Less than 6 months	6 Month to 1 year	1-2 years	2-3 years	More than 3 Years	Total
(i) Undisputed trade receivables – considered good	14.77	-	-	-	-	14.77
(ii) Undisputed trade receivables – considered doubtful	-	-	-	-	-	-
(iii) Disputed trade receivables considered good	-	-	-	-	-	-
(iv) Disputed trade receivables considered doubtful	-	-	-	-	-	-

The trade receivables ageing schedule for the year March 31, 2023 is as follows

Particulars	Less than 6 months	6 Month to 1 year	1-2 years	2-3 years	More than 3 Years	Total
(i) Undisputed trade receivables – considered good	1.18	-	-	-	-	1.18
(ii) Undisputed trade receivables – considered doubtful	-	-	-	-	-	-
(iii) Disputed trade receivables considered good	-	-	-	-	-	-
(iv) Disputed trade receivables considered doubtful	-	-	-	-	-	-

Note 16 - Cash and Cash Equivalents

Particulars	As on 31-Mar-2024 Amount	As on 31-Mar-2023 Amount
Cash and Cash Equivalents		
Cash on hand (As Certified by Management)	0.40	0.20
Bank Balances		
- In Current Accounts	144.45	62.84
- In Deposit Accounts	5,250.00	-
Total	5,394.85	63.05

16.1 Balances with bank are subject to confirmations & reconciliations, if any.

Note 17 - Short-Term loans and Advances

Particulars	As on 31-Mar-2024 Amount	As on 31-Mar-2023 Amount
Advances to Supplier	1,660.81	690.32
Business Advance	976.99	10.24
Contractor Advance	-	10.48
Staff Advance	76.74	-
Total	2,714.54	711.04

17.1 Balances of Advances paid to Suppliers/Services are subject to confirmations & reconciliations, if any.

17.2

As explained by the management advances paid to suppliers/services is in normal course of business which will be cleared in the normal operating cycle of the Company.

Note 18- Other Current Assets

Particulars	As on 31-Mar-2024 Amount	As on 31-Mar-2023 Amount
Balance With Revenue Authority	226.26	13.25
Deposit	211.59	-
Interest Receivable	13.73	-
Prepaid Expenses	18.88	-
Total	470.46	13.25

Note 19 - Revenue from Operations

Particulars	As on 31-Mar-Amount	As on 31-Mar-2023 Amount
Sales of products	12,458.48	9,327.65
Total	12,458.48	9,327.65
Domestic Sales		
Sugar	6,943	2,750.46
Jaggery Powder	3,134	-
Raw Sugar	-	2,663.99
Bagase	60.30	87.10
Pressmud	1.00	3.96
Ash	2.97	1.38
Molasses	1,060.07	1,812.43
Cane Seed	1,257.36	2,004.18
Scrap Sale	-	4.15
Total	12,458.48	9,327.65

Note 20 - Other Income

Particulars	As on 31-Mar-Amount	As on 31-Mar-2023 Amount
Bullock Cart Rent	1.79	2.44
Burnt Cane	-	21.49
Dividend Received	11.04	9.60
Interest Income	40.01	31.07
Miscellaneous Income	1.11	0.69
Rent Received	0.42	0.69
Total	54.36	65.98

20.1 Other income is recognised on accrual basis except Dividend.

Note 21 - Cost of Raw Material Consumed

Particulars	As on 31-Mar-Amount	As on 31-Mar-2023 Amount
Opening Stock- A		
Stock of raw material, packing material and consumables at the beginning of the year	-	-
Purchases of Raw Material- B		
Cane Purchase	5,441.98	6,053.68
Molasses Purchase	174.73	695.99
Packing Material	54.29	93.61
Direct Expenses- C		
Cane Development Expenses	3.06	-
Cane Supply Expenses	1.71	-
Harvesting Expenses	740.48	710.14
Transporting Expenses	853.34	1,005.10
H& T Labour Transportation Expenses	18.99	21.82
Cane H & T Commission Expenses	356.71	331.12
Bullockcart & Tyre Repairing Expenses	3.20	4.50
Cane Seed Plot Expenses	0.83	3.71
Closing Stock- D		
Stock of raw material, packing material and consumables at the end of the year	-	-
Total (A+B+C-D)	7,649.30	8,919.68

Note 22 - Purchase of Stock in Trade

Particulars	As on 31-Mar-Amount	As on 31-Mar-2023 Amount
Purchase of Stock in Trade	2,889.28	-
Total	2,889.28	-

Note 23 - Other Manufacturing Expenses

Particulars	As on 31-Mar-Amount	As on 31-Mar-2023 Amount
Water Expense	38.14	84.92
Power & Fuel Expenses	70.11	75.32
Repairs & Maintenance of Factory	249.84	261.71
Freight & Transportaion	47.35	53.43
Total	405.43	475.38

Note 24 - Chages in Inventories of Finished Goods ,Work in progress and Stock in Trade

Particulars	As on 31-Mar-Amount	As on 31-Mar-2023 Amount
<u>Inventories at the end of the year</u>		
Finished Goods	7,592.75	6,120.91
Stock-in-trade	397.79	-
<u>Inventories at the beginning of the year</u>		
Finished Goods	6,120.91	3,453.68
Stock-in-trade	-	-
(Increase)/Decrease in Inventory	(1,869.64)	(2,667.23)

Note 25 - Employee Benefit Expenses

Particulars	As on 31-Mar-Amount	As on 31-Mar-2023 Amount
a) Salaries and bonus		
To others	575.14	611.54
To related parties	22.50	3.75
b) Gratuity Expenses	8.23	6.13
c) Other employee benefit expenses	2.91	3.47
d) Contribution to various funds	29.38	23.96
Total	638.15	648.85

Note 26 Finance Cost

Particulars	As on 31-Mar-Amount	As on 31-Mar-2023 Amount
Interest Expenses	1,128.92	895.20
Other Borrowing cost	2.04	47.38
Total	1,130.96	942.59

Note 27 - Other Expenses

Particulars	As on 31-Mar-Amount	As on 31-Mar-2023 Amount
Agril Staff Travelling Expenses	8.02	9.57
Audit Fees	11.25	8.75
Caneyard Cleaning Expenses	9.29	13.58
CM Relief Fund	10.63	13.12
Donation Expenses	-	10.50
Gopinath Munde H&T Labour Fund Exp.	8.52	8.52
Insurance	7.52	10.40
Other Manufacturing Expenses	36.63	27.91
Meeting & Caremony Expneses	79.80	2.85
Miscellaneous Expenses	28.55	36.17
Nursery Expenses	163.87	36.26
Power & Fuel Expenses	27.32	35.17
Printing & Stationery	5.39	8.86
Process & Chemical Expenses	93.04	101.21
Profession Fees	24.19	11.20
Rent, Rates & Taxes	6.07	11.58
Vehicle Hire Charges	11.26	10.18
Total	531.36	355.82

Note 27.1 - Payment to Auditors as:

Particulars	As on 31-Mar-Amount	As on 31-Mar-2023 Amount
Payment to auditors		
- Audit fees	11.25	8.75
Total	11.25	8.75

Note 28 As per Accounting Standard 18 " Related Party Disclosures", issued by the Institute of Chartered Accountants of India, the disclosures of transactions with the Related Parties as defined in the Accounting Statndard are given below:

28.1 Name of the Party

V.P.K.Agro Food Product Private Limited
Dr Shankarrao Chavan Jaggery And AgroProduct Private Limited
Sai Krupa Dairy Private Limited
Sandip Tractors
Shiv Venkateshwara Krishi Seva Kendra
Sandip M Kawale
Sagarbai M. Kawale
Ganeshrao V. Kawale
Kishanrao V. Kawale
Marotrao V. Kawale
Brijesh Sharma
Inayat Khan
Shubham Jakotiya

Relationship

Sister Companies
Sister Companies
Sister Companies
Sister Companies
Sister Companies
CFO
Director
Director
Director
Managing Director
Independent Director
Independent Director
Independent Director

28.2 Related Party Transaction:

Particulars	As at	
	31-Mar-24	31-Mar-23
Unsecured Loans taken during the period		
Sandip Tractors	8.03	26.30
VPK Agro Food Product Pvt. Ltd.	170.94	1978.82
Dr. Shankarrao Chavan Jaggery & Agro Product Pvt. Ltd.	649.70	1229.89
Sai Krupa Dairy & Food Products Private Limited	-	2248.00
Unsecured Loans Repaid during the period		
Sandip Tractors	8.94	97.45
VPK Agro Food Product Pvt. Ltd.	114.04	2076.95
Dr. Shankarrao Chavan Jaggery & Agro Product Pvt. Ltd.	697.53	611.69
Sai Krupa Dairy & Food Products Private Limited	-	51.36
Purchases during the period		
V.P.K.Agro Food Product Private Limited	-	18.15
Dr Shankarrao Chavan Jaggery And AgroProduct Private Limited	2033.74	1156.37
Sai Krupa Dairy & Food Products Private Limited	1406.06	92.68
Sales during the period		
V.P.K.Agro Food Product Private Limited	36.53	8.37
Dr Shankarrao Chavan Jaggery And AgroProduct Private Limited	1.45	6.42
Remuneration during the period		
Sandip M Kawale	15.00	3.75
Marotrao V.Kawale	7.50	-
Brijesh Sharma	0.21	-
Inayat Khan	0.21	-
Shubham Jakotiya	0.21	-
Balances of Sundry Creditors at period/year ended		
Sai Krupa Dairy & Food Products Private Limited- Creditors	1413.39	14.61
Having Debit Balances		
V.P.K.Agro Food Product Private Limited	-	23.65
Sandip Tractors	179.58	183.50
Having Credit Balances		
Dr Shankarrao Chavan Jaggery And AgroProduct Private Limited	-	306.37
Sai Krupa Dairy & Food Products Private Limited	1413.39	2116.83
Sandip M. Kawale	-	1.85
Sagarbai M. Kawale	49.05	20.52
Ganeshrao V. Kawale	42.92	4.67
Kishanrao V. Kawale	23.70	5.42
Marotrao V. Kawale	78.85	13.02

28.3 Segment Reporting
(i) Business Segment

The Company activities / operations are confined to India and as such there is only one business segment. Accordingly, the figures appearing in these financial statements relate to the Company's single business segment.

(ii) Geographical Segment

The Company activities / operations are confined to India and as such there is only one geographical segment. Accordingly, the figures appearing in these financial statements relate to the Company's single geographical segment.

Note 29**EMPLOYEE BENEFITS****I. Defined contribution plans**

The Company has classified the various benefits provided to employees as under:

- a. Employee Provident Fund

The expense recognised during the year / period towards defined contribution plan -

Particulars	For the year ended	
	31-Mar-24	31-Mar-23
Employers Contribution to Employee Provident Fund	29.38	23.96

II. Defined benefit plans

Gratuity

The Company should provide for gratuity for employees in India as per the Payment of Gratuity Act, 1972. Employees who are in continuous service for a period of 5 years are eligible for gratuity. The amount of gratuity payable on retirement/ termination is the employees last drawn basic salary per month computed proportionately for 15 days salary multiplied for the number of years of service, subject to a payment ceiling of INR 20,00,000/-.

Based on the actuarial valuation obtained in this respect, the following table sets out the details of the employee benefit obligation as at balance sheet date:

(Amount in Lakhs, Unless Otherwise Stated)

Particulars	For the year ended	
	31-Mar-24 Gratuity (Unfunded)	31-Mar-23 Gratuity (Unfunded)
I Expenses recognised in statement of profit and loss during the year / Period:		
Current service cost	7.01	5.70
Past service cost	-	-
Expected return on plan assets	-	-
Net interest cost / (income) on the net defined benefit liability / (asset)	0.97	0.51
Net actuarial loss/ (gain)	0.25	(0.08)
Loss (gain) on curtailments	-	-
Total expenses included in Employee benefit expenses	8.23	6.13
II Net asset /(liability) recognised as at balance sheet date:		
Present value of defined benefit obligation	(21.14)	(12.91)
Fair value of plan assets	-	-
Funded status [surplus/(deficit)]	(21.14)	(12.91)
III Movements in present value of defined benefit obligation		
Present value of defined benefit obligation at the beginning of the year	12.91	6.78
Current service cost	7.01	5.70
Past service cost	-	-
Interest cost	0.97	0.51
Actuarial (gains) / loss	0.25	-0.08
Benefits paid	-	-
Present value of defined benefit obligation at the end of the year	21.14	12.91
Classification		
Current liability	0.05	0.04
Non-current liability	21.09	12.87

V Sensitivity analysis method

Significant actuarial assumptions for the determination of the defined benefit obligation are discount rate and expected salary increase rate. Effect of change in mortality rate is negligible. Please note that the sensitivity analysis presented below may not be representative of the actual change in the defined benefit obligation as it is unlikely that the change in assumption would occur in isolation of one another as some of the assumptions may be correlated.

Particulars	For the year ended 31-Mar-24	For the year ended 31-Mar-23
Increase / (decrease) on present value of defined benefit obligation at the end of the year	21,11,156 @ Salary Increase Rate : 5%, and discount rate :7.25%	12,91,192 @ Salary Increase Rate : 5%, and discount rate :7.5%
(i) +1% increase in discount rate	19,42,988; x=1.00% [Change (8)%]	11,90,283; x=1.00% [Change (8)%]
(ii) -1% decrease in discount rate	23,06,247; x=1.00% [Change 9%]	14,08,035; x=1.00% [Change 9%]
(iii) +1% increase in rate of salary increase	23,08,561; x=1.00% [Change 9%]	14,09,805; x=1.00% [Change 9%]
(iv) -1% decrease in rate of salary increase	19,38,254; x=1.00% [Change (8)%]	11,87,120; x=1.00% [Change (8)%]
(v) +1% increase in rate of withdrawal rate increase	21,02,258; x=1.00% [Change (1)%]	12,76,784; x=1.00% [Change (1)%]
(vi) +1% decrease in rate of withdrawal rate	21,14,971; x=1.00% [Change 1%]	13,02,069; x=1.00% [Change 1%]

VII Actuarial assumptions:

Particulars	As at	
	31-Mar-24	31-Mar-23
Expected Return on Plan Assets	-	-
Discount rate	7.50 % per annum	7.50 % per annum
Expected rate of salary increase	5 % per annum	5 % per annum
Mortality Rate During Employment	IALM 2012-14	IALM 2012-14
Retirement age	60 years	60 years

Notes:

- a. The rate used to discount post-employment benefit obligations is determined by reference to market yields at the end of the reporting period on government bonds.
- b. The estimates of future salary increases considered in the actuarial valuation take account of inflation, seniority, promotion and other relevant factors, such as supply and demand in the employment market.

M.V.K. AGRO FOOD PRODUCT LIMITED
FOR THE YEAR ENDED 31ST MARCH, 2024
NOTES FORMING PART OF THE STANDALONE FINANCIAL STATEMENTS

Note 11 - Property, Plant and Equipment (PPE) & Intangible assets
As at March 31, 2024

Description	Gross Carrying Amount			Accumulated Depreciation			Net Carrying Amount		
	As on April 1, 2023	Additions for the year	Deductions during the year	As on March 31, 2024	As on April 1, 2023	Depreciation for the year	Deductions during the year	As on March 31, 2024	As on March 31, 2023
A									
Property, plant & equipment									
Land	1,689.72	-	-	1,689.72	-	-	-	1,689.72	1,689.72
Buildings	2,428.15	231.20	-	2,659.34	125.89	57.44	-	2,476.02	2,302.26
Plant and Equipment	2,657.31	475.51	-	3,132.82	289.90	203.72	-	2,639.20	2,367.41
Computer	6.09	1.28	-	7.37	5.42	0.36	-	1.60	0.67
Furniture and fixtures	317.17	4.57	-	321.74	30.20	7.10	-	284.44	286.97
PRE Operative Expense	-	77.63	-	77.63	-	-	-	77.63	-
Total (A)	7,098.44	790.18	-	7,888.62	451.40	268.61	-	7,168.61	6,647.04

As at March 31, 2023

Description	Gross Carrying Amount			Accumulated Depreciation			Net Carrying Amount		
	As on April 1, 2022	Additions for the year	Deductions during the year	As on March 31, 2023	As on April 1, 2022	Depreciation for the year	Deductions during the year	As on March 31, 2023	As on March 31, 2022
A									
Property, plant & equipment									
Land	1,744.97	9.87	65.11	1,689.72	-	-	-	1,689.72	1,744.97
Buildings	2,272.75	155.40	-	2,428.15	70.21	55.67	-	2,302.26	2,202.54
Plant and Equipment	2,255.31	402.00	-	2,657.31	139.27	150.63	-	2,367.41	2,116.04
Other Fixed Assets	26.81	240.04	-	266.85	4.32	11.00	-	251.53	22.49
Computer	6.09	-	-	6.09	4.27	1.15	-	0.67	1.82
Furniture and fixtures	30.90	19.42	-	50.32	6.10	8.79	-	35.43	24.80
Total (A)	6,336.82	826.73	65.11	7,098.44	224.16	227.24	-	6,647.04	6,112.66

M.V.K. AGRO FOOD PRODUCT LIMITED
FOR THE YEAR ENDED 31ST MARCH, 2024
NOTES FORMING PART OF THE STANDALONE FINANCIAL STATEMENTS (CONTINUED)
(Currency: Indian Rupees)

ADDITIONAL REGULATORY INFORMATION REQUIRED BY SCHEDULE III TO THE COMPANIES ACT , 2013

30 Registration of charges or satisfaction with Registrar of Companies (ROC)

All charges or satisfaction are registered with ROC within the statutory period for the period ended 31st March 2024 and 31 March 2023. No charges or satisfactions are yet to be registered with ROC beyond the statutory period.

31 Event after reporting date

There have been no events after the reporting date.

32 Compliance with number of layers of companies

The Company has complied with the number of layers prescribed under clause (87) of section 2 of the Act read with Companies (Restriction on number of Layers) Rules, 2017 for the period ended 31 March 2024 and 31 March 2023.

33 Utilisation of Borrowed funds and share premium

No funds have been advanced or loaned or invested (either from borrowed funds or share premium or any other sources or kind of funds) by the Company to or in any other persons or entities, including foreign entities ("Intermediaries") with the understanding, whether recorded in writing or otherwise, that the Intermediary shall lend or invest in party identified by or on behalf of the Company (Ultimate Beneficiaries). The Company has also not received any fund from any parties (Funding Party) with the understanding that the Company shall whether, directly or indirectly lend or invest in other persons or entities identified by or on behalf of the Funding Party ("Ultimate Beneficiaries") or provide any guarantee, security or the like on behalf of the Ultimate Beneficiaries.

34 Compliance with approved Scheme(s) of Arrangements

There is no any scheme of Arrangement or Amalgamation initiated or approved by the Board of Directors and / or Shareholders of the Company or competent authority during the period ended 31 March 2024 and 31 March 2023 or in earlier years.

35 Undisclosed income

There are no transactions which have not been recorded in the books of accounts.

36 Title deeds of Immovable Properties not held in name of the Company

Title deeds of Immovable property are held in the name of Company during the period ended 31 March 2024 and 31 March 2023.

37 Details of Crypto Currency or Virtual Currency

The Company has not traded or invested in Crypto currency or Virtual currency during the current or preceding financial year.

38 Details of Benami Property Held

No proceedings have been initiated during the financial year or pending as at the end of the financial year against the Company for holding any benami property under the Benami Transactions (Prohibition) Act, 1988 (45 of 1988) and rules made thereunder.

39 Wilful Defaulter

The Company has not been declared as a wilful defaulter by any bank or financial institution or other lender in the current or preceding financial year.

40 Relationship with Struck off Companies

The Company have not entered into any transaction during the current period or previous financial year with the companies whose names have been struck off under section 248 of Companies Act, 2013 or section 560 of Companies Act, 1956 and there is no outstanding receivable from / payable to such companies as at the end of period.

41 The financial statements are approved for issue by the Board of Directors on 30th May 2024.

42 The previous year's figures have been recast / regrouped / rearranged wherever considered necessary.

43 **There are Loans or Advances in the nature of loans granted to promoters, directors, KMPs and the related parties (as defined under Companies Act, 2013,) that are:**

- (a) repayable on demand or
(b) without specifying any terms or period of repayment

(Rs. In Lakhs)

Type of Borrower	Amount of loan or advance in the nature of loan outstanding	Percentage to the total Loan and Advances in the nature of loans
Promoters	Nil	Nil
Directors	Nil	Nil
KMP's	Nil	Nil
Related Parties	Nil	Nil

44 Balance of Debtors & Creditors & Loans & advances Taken & giving are subject to confirmation and subject to consequential adjustments, if any. Debtors & creditors balance has been shown separately and the advances received and paid from/to the parties is shown as advance from customer and advance to suppliers.

45 The said provisions of Corporate Social Responsibility under section 135 of Companies Act, 2013 are applicable to the company.

M.V.K. AGRO FOOD PRODUCT LIMITED
FOR THE YEAR ENDED 31ST MARCH, 2024
NOTES FORMING PART OF THE STANDALONE FINANCIAL STATEMENTS

Note 46 Disclosure of Ratios:

(₹ in lakhs)

The following are analytical ratios for the year ended 31.03.2024 and 31.03.2023 along with variances, disclosed as required in terms of the Schedule III to the Companies Act, 2013, as amended

Sl.No.	Particulars	Numerator		Denominator		Particulars	Ratios		Variance	Reason for Variance
		2023-2024	2022-2023	2023-2024	2022-2023		2023-2024	2022-2023		
a)	Current Ratio	Current Assets / Current Liability	18,388.81	8,046.64	Current Liabilities	13,381.71	1.37	0.86	0.52	Increase in both Current assets and Current liability as compared to previous year
b)	Debt-Equity Ratio	Total Outside Liabilities / Shareholders Equity	16,079.91	9,156.10	Shareholders' Fund	7,879.01	2.04	6.84	-4.80	Increase in both Debt and Equity as compared to previous year
c)	Debt Service Coverage Ratio	Earning available for Debt Service / (Interest + Installment)	2,115.65	1,547.29	Debt Service	17,210.86	0.12	0.15	-0.03	Nil
d)	Return on Equity Ratio	PAT / Equity Shareholders Fund	716.08	377.46	Shareholders' Fund	7,879.01	0.09	0.28	-0.19	Increase in both PAT and Equity as compared to previous year
e)	Inventory Turnover Ratio	Cost of Goods Sold / Average Inventory	12,458.48	9,327.65	Average Inventory	8,526.16	1.46	1.57	-0.11	Increase in both COGS and Average Inventory as compared to previous year
f)	Trade receivables Turnover Ratio	Total Sale / Average Trade Receivable	12,458.48	9,327.65	Average Trade Receivable	7.97	1562.59	5483.13	-3920.54	Increase in both Turnover and Average Trade Receivable as compared to previous year
g)	Trade Payables Turnover Ratio	Total Purchase / Average Trade Payable	8,560.28	6,843.29	Average Trade Payable	1,311.87	6.53	3.90	2.63	Decrease in Average Trade Payable as compared to previous year
h)	Net capital Turnover Ratio	Sale / Working Capital	12,458.48	9,327.65	Working Capital	5,007.10	2.49	-6.89	9.37	Increase in Working Capital as compared to previous year
i)	Net Profit Ratio	Net Profit / Sales	716.08	377.46	Turnover	12,458.48	5.75%	4.05%	0.02	Nil
j)	Return on Capital Employed	EBIT / Capital Employed	2,000.35	1,433.88	Capital Employed	23,958.91	8.35%	13.66%	-0.05	Increase in Capital Employed as compared to previous year
k)	Return on Investment	PAT / Cost of Investments	716.08	377.46	Cost of Investments	27,091.69	2.64%	2.44%	0.00	Nil

Note:

The formulas are as per Guidance Note on Division I – Non Ind AS Schedule III to the Companies Act, 2013 and Financial Management Study Module.

Independent Auditor's Report

To the Members of M.V.K. Agro Food Product Limited

Report on the Consolidated Financial Statements

Opinion

We have audited the accompanying Consolidated financial statements of **M.V.K. Agro Food Product Limited** ("the Company"), which comprise the Balance Sheet as at March 31, 2024, the Statement of Profit and Loss, and the Statement of Cash Flows for the year ended on that date, and a summary of the significant accounting policies and other explanatory information (hereinafter referred to as "the consolidated financial statements").

In our opinion and to the best of our information and according to the explanations given to us, the aforesaid consolidated financial statements give the information required by the Companies Act, 2013 (the "Act") in the manner so required and give a true and fair view in conformity with the Indian Accounting Standards prescribed under section 133 of the Act read with the Companies (Indian Accounting Standards) Rules, 2015, as amended and other accounting principles generally accepted in India, of the state of affairs of the Company as at March 31, 2024, the profit and its cash flows for the year ended on that date.

Basis for Opinion

We conducted our audit in accordance with the Standards on Auditing (SAs) specified under section 143(10) of the Companies Act, 2013. Our responsibilities under those Standards are further described in the Auditor's Responsibilities for the Audit of the Consolidated Financial Statements section of our report. We are independent of the Company in accordance with the Code of Ethics issued by the Institute of Chartered Accountants of India together with the ethical requirements that are relevant to our audit of the Consolidated financial statements under the provisions of the Companies Act, 2013 and the Rules thereunder, and we have fulfilled our other ethical responsibilities in accordance with these requirements and the Code of Ethics. We believe that the audit evidence we have obtained is sufficient and appropriate to provide a basis for our opinion.

Key Audit Matters

Key audit matters are those matters that, in our professional judgment, were of most significance in our audit of the consolidated financial statements of the current period. These matters were addressed in the context of our audit of the consolidated financial statements as a whole, and in forming our opinion thereon, and we do not provide a separate opinion on these matters.

Other Information

The Company's Board of Directors is responsible for the other information. The other information comprises the information included in the Director's report, but does not include the Consolidated financial statements and our auditors' report thereon. Our opinion on the consolidated financial statements does not cover the other information and we do not express any form of assurance conclusion thereon. In connection with our audit of the Consolidated financial statements, our responsibility is to read the other information and, in doing so, consider whether the other information is materially inconsistent with the Consolidated financial statements or our knowledge obtained in the audit or otherwise appears to be materially misstated. If, based on the work we have performed, we conclude that there is a material misstatement of this other information; we are required to report that fact. We have nothing to report in this regard

Responsibilities of management and those charged with governance for the consolidated financial statements

The Company's Board of Directors is responsible for the matters stated in section 134(5) of the Companies Act, 2013 ("the Act") with respect to the preparation of these Consolidated financial statements that give a true and fair

view of the financial position, financial performance, (changes in equity) and cash flows of the Company in accordance with the accounting principles generally accepted in India, including the accounting Standards specified under section 133 of the Act. This responsibility also includes maintenance of adequate accounting records in accordance with the provisions of the Act for safeguarding of the assets of the Company and for preventing and detecting frauds and other irregularities; selection and application of appropriate implementation and maintenance of accounting policies; making judgments and estimates that are reasonable and prudent; and design, implementation and maintenance of adequate internal financial controls, that were operating effectively for ensuring the accuracy and completeness of the accounting records, relevant to the preparation and presentation of the Consolidated financial statements that give a true and fair view and are free from material misstatement, whether due to fraud or error.

In preparing the Consolidated financial statements, management is responsible for assessing the Company's ability to continue as a going concern, disclosing, as applicable, matters related to going concern and using the going concern basis of accounting unless management either intends to liquidate the Company or to cease operations, or has no realistic alternative but to do so. Those Board of Directors are also responsible for overseeing the Company's financial reporting process.

Auditor's Responsibilities for the Audit of the Consolidated Financial Statements

Our objectives are to obtain reasonable assurance about whether the consolidated financial statements as a whole are free from material misstatement, whether due to fraud or error, and to issue an auditor's report that includes our opinion. Reasonable assurance is a high level of assurance, but is not a guarantee that an audit conducted in accordance with SAs will always detect a material misstatement when it exists. Misstatements can arise from fraud or error and are considered material if, individually or in the aggregate, they could reasonably be expected to influence the economic decisions of users taken on the basis of these Consolidated financial statements.

As part of an audit in accordance with SAs, we exercise professional judgment and maintain professional skepticism throughout the audit. We also:

- Identify and assess the risks of material misstatement of the Consolidated financial statements, whether due to fraud or error, design and perform audit procedures responsive to those risks, and obtain audit evidence that is sufficient and appropriate to provide a basis for our opinion. The risk of not detecting a material misstatement resulting from fraud is higher than for one resulting from error, as fraud may involve collusion, forgery, intentional omissions, misrepresentations, or the override of internal control.
- Obtain an understanding of internal control relevant to the audit in order to design audit procedures that are appropriate in the circumstances. Under Section 143(3)(i) of the Act, we are also responsible for expressing our opinion on whether the Company has adequate internal financial controls with reference to Consolidated financial statements in place and the operating effectiveness of such controls.
- Evaluate the appropriateness of accounting policies used and the reasonableness of accounting estimates and related disclosures made by management.
- Conclude on the appropriateness of management's use of the going concern basis of accounting and, based on the audit evidence obtained, whether a material uncertainty exists related to events or conditions that may cast significant doubt on the Company's ability to continue as a going concern. If we conclude that a material uncertainty exists, we are required to draw attention in our auditors' report to the related disclosures in the Consolidated financial statements or, if such disclosures are inadequate, to modify our opinion. Our conclusions are based on the audit evidence obtained up to the date of our auditors' report. However, future events or conditions may cause the Company to cease to continue as a going concern.
- Evaluate the overall presentation, structure and content of the consolidated financial statements, including the disclosures, and whether the consolidated financial statements represent the underlying transactions and events in a manner that achieves fair presentation.

Materiality is the magnitude of misstatements in the consolidated financial statements that, individually or in aggregate, makes it probable that the economic decisions of a reasonably knowledgeable user of the consolidated

financial statements may be influenced. We consider quantitative materiality and qualitative factors in (i) planning the scope of our audit work and in evaluating the results of our work; and (ii) to evaluate the effect of any identified misstatements in the consolidated financial statements.

We communicate with those charged with governance regarding, among other matters, the planned scope and timing of the audit and significant audit findings, including any significant deficiencies in internal control that we identify during our audit.

We also provide those charged with governance with a statement that we have complied with relevant ethical requirements regarding independence, and to communicate with them all relationships and other matters that may reasonably be thought to bear on our independence, and where applicable, related safeguards.

From the matters communicated with those charged with governance, we determine those matters that were of most significance in the audit of the consolidated financial statements of the current period and are therefore the key audit matters. We describe these matters in our auditors' report unless law or regulation precludes public disclosure about the matter or when, in extremely rare circumstances, we determine that a matter should not be communicated in our report because the adverse consequences of doing so would reasonably be expected to outweigh the public interest benefits of such communication.

Other Matter

(i) We did not audit the financial statements one of subsidiaries, whose financial statements include net assets of Rs. 476.39 Lakhs as at March 31, 2024, total revenues of Rs. 1853.06 Lakhs, total net profit after tax of Rs. 156.09 Lakhs the year ended on that date, as considered in the Consolidated Financial Statements.

The independent auditor's report on the financial statements/financial results/financial information of these entities have been furnished to us by the Management and our opinion on the Statement in so far as it relates to the amounts and disclosures included in respect of these subsidiaries joint venture is based solely on the reports of such auditors.

(ii) Certain debit/credit balances including trade receivables, other current and non-current assets, trade payables, other financial liabilities and other current and non-current liabilities in the Company are pending independent confirmation and consequential reconciliation thereof.

(iii) The determination of the transactions with MSME vendors and balances thereof, have been done based on the certificate received from the respective parties as available from the system. In absence of complete reconciliation in this respect, completeness of the disclosures in respect of MSME vendors, interest liability thereon as per MSME Act, Income tax computations as such need to be ascertained.

Our opinion on the Statement is not modified in respect of the above matters and respect to our reliance on the work done and the reports of the other auditors.

Report on Other Legal and Regulatory Requirements

As required by the Companies (Auditor's Report) Order, 2020 ("the Order"), issued by the Central Government of India in terms of sub-section (11) of section 143 of the Companies Act, 2013, we give in the Annexure "B" a statement on the matters specified in paragraphs 3 and 4 of the Order, to the extent applicable.

As required by Section 143(3) of the Act, we report that:

- a) We have sought and obtained all the information and explanations which to the best of our knowledge and belief were necessary for the purposes of our audit.
- b) In our opinion, proper books of account as required by law have been kept by the Company so far as it appears from our examination of those books and proper returns adequate for the purposes of our audit have been received from the branches not visited by us.

- c) The Balance Sheet, the Statement of Profit and Loss (including comprehensive income), Statement of changes in equity and the Cash Flow Statement dealt with by this Report are in agreement with the books of account.
- d) In our opinion, the aforesaid consolidated financial statements comply with the Accounting Standards specified under Section 133 of the Act, read with Rule 7 of the Companies (Accounts) Rules, 2014.
- e) On the basis of the written representations received from the directors as on 31st March, 2024 taken on record by the Board of Directors, none of the directors is disqualified as on 31st March, 2024 from being appointed as a director in terms of Section 164 (2) of the Act.
- f) With respect to the adequacy of the internal financial controls over financial reporting of the Company and the operating effectiveness of such controls, refer to our separate Report in “Annexure A”.
- g) With respect to the other matters to be included in the Auditor’s Report in accordance with the requirements of section 197(16) of the Act, as amended:

In our opinion and to the best of our information and according to the explanations given to us, the remuneration paid by the Company to its directors during the year is in accordance with the provisions of section 197 of the Act.

- h) With respect to the other matters to be included in the Auditor’s Report in accordance with Rule 11 of the Companies (Audit and Auditors) Rules, 2014, in our opinion and to the best of our information and according to the explanations given to us:
 - i. The Company does not have any pending litigations which would impact its financial position
 - ii. The Company did not have any long-term contracts including derivative contracts for which there were any material foreseeable losses.
 - iii. There has been no delay in transferring amounts, required to be transferred, to the Investor Education and Protection Fund by the Company or there were no amounts which were required to be transferred to the Investor Education and Protection Fund by the Company.
 - iv. (a) The Management has represented that, to the best of its knowledge and belief, no funds (which are material either individually or in the aggregate) have been advanced or loaned or invested (either from borrowed funds or share premium or any other sources or kind of funds) by the Company to or in any other person or entity, including foreign entity (“Intermediaries”), with the understanding, whether recorded in writing or otherwise, that the Intermediary shall, whether, directly or indirectly lend or invest in other persons or entities identified in any manner whatsoever by or on behalf of the Company (“Ultimate Beneficiaries”) or provide any guarantee, security or the like on behalf of the Ultimate Beneficiaries;

(b) The Management has represented, that, to the best of its knowledge and belief, no funds (which are material either individually or in the aggregate) have been received by the Company from any person or entity, including foreign entity (“Funding Parties”), with the understanding, whether recorded in writing or otherwise, that the Company shall, whether, directly or indirectly, lend or invest in other persons or entities identified in any manner whatsoever by or on behalf of the Funding Party (“Ultimate Beneficiaries”) or provide any guarantee, security or the like on behalf of the Ultimate Beneficiaries;

(c) Based on the audit procedures that have been considered reasonable and appropriate in the circumstances, nothing has come to our notice that has caused us to believe that the representations under sub-clause (i) and (ii) of Rule 11(e), as provided under (a) and (b) above, contain any material misstatement.

(d) Based on our examination, which included test checks, and other generally accepted audit procedures performed by us, we report that the company has not used an accounting software for maintaining its books of account which has a feature of recording audit trail (edit log) facility.

For N B T and Co

Chartered Accountants

Firm Registration No.: 140489W

Ashutosh Biyani

Partner

Membership No. 165017

Place: Mumbai

Date – 30/05/2024

UDIN – 24165017BKCYQF9900

ANNEXURE “A” TO THE INDEPENDENT AUDITOR’S REPORT OF EVEN DATE ON THE CONSOLIDATED FINANCIAL STATEMENTS OF M.V.K. AGRO FOOD PRODUCT LIMITED

Report on the Internal Financial Controls under Clause (i) of Sub-section 3 of Section 143 of the Companies Act, 2013 (“the Act”)

We have audited the internal financial controls over financial reporting of **M.V.K. Agro Food Product Limited** (“the Company”) as of March 31, 2024 in conjunction with our audit of the consolidated financial statements of the Company for the year ended on that date.

Management’s Responsibility for Internal Financial Controls

The Company’s management is responsible for establishing and maintaining internal financial controls based on the internal control over financial reporting criteria established by the Company considering the essential components of internal control stated in the Guidance Note on Audit of Internal Financial Controls over Financial Reporting issued by the Institute of Chartered Accountants of India. These responsibilities include the design, implementation and maintenance of adequate internal financial controls that were operating effectively for ensuring the orderly and efficient conduct of its business, including adherence to company’s policies, the safeguarding of its assets, the prevention and detection of frauds and errors, the accuracy and completeness of the accounting records, and the timely preparation of reliable financial information, as required under the Companies Act, 2013.

Auditors’ Responsibility

Our responsibility is to express an opinion on the Company’s internal financial controls over financial reporting based on our audit. We conducted our audit in accordance with the Guidance Note on Audit of Internal Financial Controls Over Financial Reporting (the “Guidance Note”) and the Standards on Auditing issued by the Institute of Chartered Accountants of India and deemed to be prescribed under section 143(10) of the Companies Act, 2013, to the extent applicable to an audit of internal financial controls, both applicable to an audit of Internal Financial Controls and, both issued by the Institute of Chartered Accountants of India. Those Standards and the Guidance Note require that we comply with ethical requirements and plan and perform the audit to obtain reasonable assurance about whether adequate internal financial controls over financial reporting was established and maintained and if such controls operated effectively in all material respects.

Our audit involves performing procedures to obtain audit evidence about the adequacy of the internal financial controls system over financial reporting and their operating effectiveness. Our audit of internal financial controls over financial reporting included obtaining an understanding of internal financial controls over financial reporting, assessing the risk that a material weakness exists, and testing and evaluating the design and operating effectiveness of internal control based on the assessed risk. The procedures selected depend on the auditor’s judgment, including the assessment of the risks of material misstatement of the Consolidated financial statements, whether due to fraud or error.

We believe that the audit evidence we have obtained is sufficient and appropriate to provide a basis for our audit opinion on the Company’s internal financial controls system over financial reporting.

Meaning of Internal Financial Controls over Financial Reporting

A company’s internal financial control over financial reporting is a process designed to provide reasonable assurance regarding the reliability of financial reporting and the preparation of financial statements for external purposes in accordance with generally accepted accounting principles. A company’s internal financial control over financial reporting includes those policies and procedures that (1) pertain to the maintenance of records that, in

reasonable detail, accurately and fairly reflect the transactions and dispositions of the assets of the company; (2) provide reasonable assurance that transactions are recorded as necessary to permit preparation of consolidated financial statements in accordance with generally accepted accounting principles, and that receipts and expenditures of the company are being made only in accordance with authorizations of management and directors of the company; and (3) provide reasonable assurance regarding prevention or timely detection of unauthorized acquisition, use, or disposition of the company's assets that could have a material effect on the consolidated financial statements.

Inherent Limitations of Internal Financial Controls over Financial Reporting

Because of the inherent limitations of internal financial controls over financial reporting, including the possibility of collusion or improper management override of controls, material misstatements due to error or fraud may occur and not be detected. Also, projections of any evaluation of the internal financial controls over financial reporting to future periods are subject to the risk that the internal financial control over financial reporting may become inadequate because of changes in conditions, or that the degree of compliance with the policies or procedures may deteriorate.

Opinion

In our opinion, the Company has, in all material respects, an adequate internal financial controls system over financial reporting and such internal financial controls over financial reporting were operating effectively as at March 31, 2024, based on the internal control over financial reporting criteria established by the Company considering the essential components of internal control stated in the Guidance Note on Audit of Internal Financial Controls Over Financial Reporting issued by the Institute of Chartered Accountants of India.

For N B T and Co

Chartered Accountants

Firm Registration No.: 140489W

Ashutosh Biyani

Partner

Membership No. 165017

Place: Mumbai

Date – 24/05/2024

UDIN - 24165017BKCYQF9900

“Annexure B” to the Independent Auditors’ Report

(Referred to in our report of even date to the members of **M.V.K. Agro Food Product Limited** as at and for the year ended 31st March, 2024).

(Referred to in paragraph 1 under ‘Report on Other Legal and Regulatory Requirements’ section of our report of even date)

(xxi) According to the information and explanations given to us, in respect of the following companies incorporated in India and included in the consolidated financial statements:

Name of Entities	CIN	Subsidiary/Associate
Sai Krupa Dairy & Food Products Private Limited	U15490PN2013PTC145979	Subsidiary

The report Issued by the Auditor does not contain any qualification or adverse remark.

For N B T and Co

Chartered Accountants

Firm Registration No.: 140489W

Ashutosh Biyani

Partner

Membership No. 165017

Place: Mumbai

Date –30/05/2024

UDIN - 24165017BKCYQF9900

Note 1

Notes to Financial Statements

A. BACKGROUND

M.V.K. Agro Food Product Limited is a limited company domiciled in India and incorporated under the provisions of the Companies Act 2013, having Company Incorporation No. (CIN) U15316MH2018PLC304795. The Company is engaged in the business in a variety of agro-commodities across the commodity value chain. The Company is primarily engaged in manufacturing, Sub-classified into manufacture of food products and is primarily engaged in the manufacturing of jaggery from sugarcane.

B. STATEMENT OF SIGNIFICANT ACCOUNTING POLICIES

1. BASIS OF PREPARATION OF FINANCIAL STATEMENTS

The financial statements have been prepared in accordance with generally accepted accounting principles in India ('Indian GAAP') under the historical cost convention on an accrual basis except for certain financial instruments which are measured at fair values in compliance with all material aspect of the Accounting Standard (AS) Notified under section 133 of the Companies Act, 2013 read together with rule 7 of the Companies (Accounts) Rules 2014, the provisions of the Companies Act, 2013 (to the extent notified). The financial statements are presented in Indian rupees.

2. PRINCIPLES OF CONSOLIDATION

(a) The consolidated financial statements relate to M.V.K. Agro Food Product Limited ('the Company') and its subsidiary. The consolidated financial statements have been prepared on the following basis:

- In respect of subsidiary enterprise, the financial statements have been consolidated on a line-by-line basis by adding together the book values of like items of assets, liabilities, income and expenses, after as far as possible eliminating intra-group balances and intra-group transactions resulting in unrealized profits or losses in accordance with Accounting Standard 21 - Consolidated Financial Statements prescribed by Companies (Accounting Standards) Rules, 2006.
- The excess of cost over the Company's investments in the subsidiary is recognized in the consolidated financial statements as Goodwill. The excess of Company's share in equity and reserves of the subsidiaries over the cost of acquisition is treated as Capital Reserve.
- The consolidated financial statements are prepared using uniform accounting policies for like transactions and other events in similar circumstances and are presented in the same manner as the Company's separate financial statements.

(b) The subsidiary considered in the consolidated financial statements:

Name of the entity	CIN	Proportion of ownership interest as on 31st March 2024
Saikrupa Dairy Private Limited	U15201PN1993PTC073039	100%

3. USE OF ESTIMATES

The preparation of the consolidated financial statements in conformity with the generally accepted accounting principles requires the management to make estimates and assumptions that affect the reported amounts of assets, liabilities, revenues and expenses and disclosure of contingent liabilities on date of the financial

statements. Actual results could differ from the estimates. Any revision to the accounting estimates is recognized prospectively in current and future periods.

4. CURRENT AND NON CURRENT CLASSIFICATIONS

All assets and liabilities are classified into current and non-current

Assets

An Asset is classified as current when it satisfies any of the following criteria:

- a. It is expected to be realized in, or is intended for sale or consumption in, the company's normal operating cycle;
- b. It is held primarily for the purpose of being traded;
- c. It is expected to be realized within 12 months after the reporting date; or
- d. It is cash or cash equivalent unless it is restricted from being exchanged or used to settle a liability for at least 12 months after the reporting date.

Current Assets include the current portion of non-current financial assets.

All other assets are classified as non-current.

Liabilities

A liability is classified as current when it satisfies any of the following criteria:

- a. It is expected to be settled in the company's normal operating cycle.
- b. It is held primarily for the purpose of being traded;
- c. It is due to be settled within 12 months after the reporting date; or
- d. The company does not have an unconditional right to defer settlement of the liability for at least 12 months after the reporting date. Terms of the liability that could, at the option of the counterparty, result in its settlement by the issue of equity instruments do not affect its classification.

Current liabilities include current portion of non-current financial liabilities.

All other liabilities are classified as non-current.

5. REVENUE RECOGNITION

- Sale of commodity is recognized when all the significant risks and rewards have been passed to the buyer.
- Income from treasury operations comprises of profit/loss on sale of securities and profit/loss on equity derivatives, commodity derivatives and currency derivative instruments.
 - i) Profit/loss on sale of securities is determined based on the weighted average cost of the securities sold.
 - ii) Realized profit/ loss on closed positions of derivative instruments is recognized on final settlement on squaring-up of the contracts. Outstanding derivative contracts in the nature of forwards / futures / options are measured at fair value as at the balance sheet date. Fair value is determined using quoted market prices in an actively traded market, for the instrument, wherever available, as the best evidence of fair value. In the absence of quoted market prices in an actively traded market, a valuation technique is used to determine the fair value. In most cases the valuation techniques use observable market data as input parameters in order to ensure reliability of the fair value measure.
- Profit/loss earned on sale of investments is recognized on trade date basis. Profit/loss on sale of investments is determined based on the weighted average cost of the investments sold.
- Interest income is recognized on accrual basis.
- Dividend income is recognized when the right to receive payment is established.

The company collects Goods and service tax on behalf of the Government and, therefore, these are not economic benefits flowing to the company. Hence, they are excluded from revenue.

6. IMPAIRMENT OF ASSETS

The Company assesses at each balance sheet date whether there is any indication that an asset may be impaired based on internal/external factors. If any such indication exists, the Company estimates the recoverable amount of the asset. If such recoverable amount of the asset is less than its carrying amount, the carrying amount is reduced to its recoverable amount. The reduction is treated as an impairment loss and is recognized in the statement of profit and loss. If at the balance sheet date there is an indication that a previously assessed impairment loss no longer exists, the recoverable amount is reassessed and the asset is reflected at the recoverable amount subject to a maximum of the depreciable historical cost.

7. INVENTORIES

Raw materials, stores and spares, packing materials, scrap and trading goods are valued at lower of cost and net realizable value and on the basis of physical verification of stock by the management at the end of the year

Work-in-Progress and finished goods are valued at the lower of cost and net realizable value. Cost includes direct materials and labour and a part of manufacturing overheads based on normal operating capacity.

Net realizable value is the estimated selling price in the ordinary course of business, less estimated costs of completion and estimated costs necessary to make the sale.

Cost comprises of cost of Purchase & other costs incurred in bringing them to their respective present location and condition and is determined on First-in-First-Out (FIFO) basis.

8. INVESTMENTS

Investments are classified into long term investments and current investments. Investments which are intended to be held for one year or more are classified as long term investments and investments which are intended to be held for less than one year are classified as current investments.

Long term investments are carried at cost less diminution in value which is other than temporary, determined separately for each investment.

Current investments are carried at lower of cost and fair value. The comparison of cost and fair value is done separately in respect of each category of investment. In case of investments in mutual funds, the net asset value of units declared by the mutual funds is considered as the fair value.

9. EARNINGS PER SHARE

The Company reports basic and diluted earnings per share in accordance with Accounting Standard 20 - Earnings Per Share prescribed under Section 133 of the Companies Act, 2013 read with Rule 7 of the Companies (Accounts) Rules, 2014. Basic earnings per share is computed by dividing the net profit after tax attributable to the equity shareholders by the weighted average number of equity shares outstanding for the year.

Diluted earnings per share reflect the potential dilution that could occur if securities or other contracts to issue equity shares were exercised or converted during the year. Diluted earnings per share is computed by dividing the net profit after tax by the weighted average number of equity shares and dilutive potential equity shares outstanding during the year.

10. PROPERTY, PLANT & EQUIPMENT

TANGIBLE ASSETS

Property, Plant & Equipment are stated at historical cost less accumulated depreciation and impairment losses. Cost includes purchase price and all other attributable cost to bring the assets to its working condition for the intended use. Cost includes financing cost relating to borrowed funds attributable to the construction or acquisition of qualifying fixed asset upto the date the asset is ready for use.

Subsequent expenditures related to an item of tangible asset are added to its book value only if they increase the future benefits from the existing asset beyond its previously assessed standard of performance.

INTANGIBLE ASSETS

Intangible assets are amortized over their estimated useful economic lives and validity.

11. DEPRECIATION

Depreciation is provided on a written down value basis from the date the asset is ready for its intended use or put to use whichever is earlier. In respect of assets sold, depreciation is provided upto the date of disposal.

As per the requirement of Schedule II of the Companies Act, 2013, the Company has evaluated the useful lives of the respective fixed assets which are as per the provisions of Part C of the Schedule for calculating the depreciation. The useful lives of the fixed assets are as follows:

Type of Assets	Useful Lives (In Years)
Building	30
Computers	3
Electrical Installations	10
Furniture and Fixtures	10
Motor Car	8
Office Equipment	5
Plant and Machineries	20

Depreciation and amortization methods, useful lives and residual values are reviewed at each reporting date.

12. EMPLOYEE BENEFITS

Short Term Employee Benefits

The short-term employee benefits expected to be paid in exchange for the services rendered by employees are recognised as an expense during the period when the employees render the services.

Post-Employment Benefits

Defined Contribution Plans

The company has no policy of encashment and accumulation of leave. Therefore, no provision of leave Encashment is made.

Company's contribution to Provident Fund and other Funds for the year is accounted on accrual basis and charged to the Statement of Profit & Loss for the year.

Defined Benefits Plans

The cost of the defined benefit plan and other post-employment benefits and the present value of such obligation are determined using actuarial valuations. An actuarial valuation involves making various assumptions that may differ from actual developments in the future. These include the determination of the discount rate, future salary increases, mortality rates and future pension increases. Due to the complexities involved in the valuation and its long-term nature, a defined benefit obligation is highly sensitive to changes in these assumptions. All assumptions are reviewed at each reporting date.

The company has recognized the gratuity payable to the employees as defined benefit plans. The liability in respect of these benefits is calculated using the Projected Unit Credit Method and spread over the period during which the benefit is expected to be derived from employees' services.

13. TAXATION

Tax expense comprises current tax (i.e. amount of tax for the period determined in accordance with the Income Tax Act, 1961) and deferred tax charge or credit (reflecting the tax effect of timing differences between accounting income and taxable income for the period).

Current tax

Provision for income tax is recognized based on estimated tax liability computed after adjusting for allowances, disallowances and exemptions in accordance with the Income Tax Act, 1961.

Deferred taxation

The deferred tax charge or credit and the corresponding deferred tax liabilities and assets are recognized using the tax rates that have been enacted or substantively enacted at the balance sheet date. Deferred tax assets are recognised only to the extent there is reasonable certainty that the asset can be realised in future; however, where there is unabsorbed depreciation or carried forward loss under taxation laws, deferred tax assets are recognised only if there is a virtual certainty of realisation of the assets. Deferred tax assets are reviewed at each balance sheet date and written down or written-up to reflect the amount that is reasonably / virtually certain (as the case may be) to be realised.

Minimum Alternative Tax (MAT) credit

MAT credit asset is recognized where there is convincing evidence that the asset can be realized in future. MAT credit assets are reviewed at each balance sheet date and written down or written up to reflect the amount that is reasonably certain to be realised.

14. PROVISIONS AND CONTINGENCIES

The Company creates a provision when there is present obligation as a result of a past event that probably requires an outflow of resources and a reliable estimate can be made of the amount of the obligation. A disclosure for a contingent liability is made when there is a possible obligation or a present obligation that may, but probably will not, require an outflow of resources. When there is a possible obligation or a present obligation in respect of which the likelihood of outflow of resources is remote, no provision or disclosure is made.

Provisions are reviewed at each balance sheet date and adjusted to reflect the current best estimate. If it is no longer probable that the outflow of resources would be required to settle the obligation, the provision is reversed.

Contingent assets are not recognized in the financial statements. However, contingent assets are assessed continually and if it is virtually certain that an economic benefit will arise, the asset and related income are recognized in the period in which the change occurs.

Loss contingencies arising from claims, litigation, assessment, fines, penalties, etc. are recorded when it is probable that a liability has been incurred and the amount can be reasonably estimated.

15. SEGMENT REPORTING

(i) Business Segment

The Company operates in one Business Segment only and hence no separate information for business segment wise disclosure is required.

(ii) Geographical Segment

The Company activities / operations are major to in India and as such, there is only one geographical segment. Accordingly, the figures appearing in these financial statements relate to the Company's single geographical segment.

16. INVESTMENTS

Investments which are readily realizable and intended to be held for not more than a year from the date on which such investments are made, are classified as current investments. All other investments are classified as non-current investments.

On initial recognition, all investments are measured at cost. The cost comprises purchase price and directly attributable acquisition charges such as brokerage, fees & duties.

Long term investments prescribed in the consolidated financial statements are carried at cost and current investment at lower of cost and fair value.

Current investments are carried in the financial statements at lower of cost and fair value determined on an individual investment basis. Long-term investments are carried at cost. However, provision for diminution in value is made to recognize a decline other than temporary in the value of the investments

On disposal of an investment, the difference between carrying amount and net disposal proceeds is charged/credited to the consolidated statement of profit & loss.

17. CASH FLOW STATEMENTS

Cash flows are reported using the indirect method, whereby profit before tax is adjusted for the effects of transactions of non-cash nature, any deferrals or accruals of past or future operating cash receipts or payments and item of income or expenses associated with investing or financing cash flows. Cash flows from operating, investing and financing activities of the Company are segregated, accordingly.

M.V.K. AGRO FOOD PRODUCT LIMITED
GUT NO. 44 & 46, KKUSUMNAGAR, WAGHALWADA, UMARI, NANDED, MAHARASHTRA, INDIA (431807)
CIN:U15316MH2018PLC304795

CONSOLIDATED BALANCE SHEET AS ON MARCH 31ST, 2024

(Amount in Lakhs, Unless Otherwise Stated)

Sr. No.	Particulars	Note No.	Amount as on 31-03-2024	Amount as on 31-03-2023
(A)	EQUITY AND LIABILITIES			
1	Shareholders' funds			
	(a) Share Capital	2	1,549.00	500.00
	(b) Reserves and surplus	3	6,496.40	837.67
2	Non-current liabilities			
	(a) Long-term borrowings	4	4,333.73	4,561.20
	(b) Deferred tax liabilities (net)	5	143.64	158.78
	(c) Long-Term Provisions	6	21.09	12.87
3	Current liabilities			
	(a) Short-term borrowings	7	10,413.65	4,594.90
	(b) Trade payables			
	(i) total outstanding dues of micro enterprises and small enterprises; and	8	139.00	437.20
	(ii) total outstanding dues of creditors other than micro enterprises and small enterprises		3,288.14	953.66
	(c) Other current liabilities	9	1,590.41	3,333.79
	(d) Short-term provisions	10	243.08	81.84
			28,218.14	15,471.93
B	ASSETS			
1	Non-current assets			
	(a) Property, Plant and Equipment and Intangible Assets			
	(i) Property, Plant and Equipment	11	7,430.68	6,647.04
	(ii) Intangible assets	11	45.80	-
	(b) Non-current investments	12	1,435.68	614.93
	(c) Long-term loans & advances	13	184.66	163.33
2	Current assets			
	(a) Inventories	14	10,060.63	7,258.12
	(b) Trade receivables	15	134.86	1.18
	(c) Cash and cash equivalents	16	5,444.82	63.05
	(d) Short-term loans and advances	17	2,714.54	711.04
	(e) Other current assets	18	766.47	13.25
			28,218.14	15,471.93

Notes on Accounts & Significant Accounting Policies

The notes referred to above form an integral part of the Balance Sheet.

As per our Report of even date attached

For N B T and Co

Chartered Accountants

Firm Registration Number: 140489W

For & on Behalf of the Board of

M.V.K. Agro Food Product Limited

Ashutosh Biyani

Partner

M. No.: 165017

Place: Nanded

Date: 30/05/2024

UDIN – 24165017BKCYQF9900

Marotrao Vyankatrao Kawale

Managing Director

(DIN: 06421662)

Sagarbai Marotrao Kawale

Director

(DIN : 06519464)

Swapna Bansode Rajaram

Company Secretary

Sandip Marotrao Kawale

Chief Financial Officer

M.V.K. AGRO FOOD PRODUCT LIMITED
GUT NO. 44 & 46, KKUSUMNAGAR, WAGHALWADA, UMARI, NANDED, MAHARASHTRA, INDIA (431807)
CIN:U15316MH2018PLC304795

STATEMENT OF CONSOLIDATED PROFIT AND LOSS FOR THE YEAR ENDED MARCH 31ST, 2024

(Amount in Lakhs, Unless Otherwise Stated)

Sr. No.	Particulars	Note No.	For the year ended 31-03-2024	For the year ended 31-03-2023
I.	Income			
	(a) Revenue from operations	19	14,143.67	9,327.65
	(b) Other income	20	222.23	65.98
II.	Total Income		14,365.90	9,393.63
III.	Expenses:			
	Cost of raw materials consumed	21	9,129.29	8,919.68
	Purchase of stock in trade	22	2,889.28	-
	Other manufacturing expenses	23	417.54	475.38
	Changes in inventories of finished goods, work in progress and stock in	24	(1,997.44)	(2,667.23)
	Employee Benefit Expenses	25	688.42	648.85
	Finance Cost	26	1,215.92	942.59
	Depreciation and amortization expenses	11	310.66	227.24
	Other expenses	27	658.12	355.82
	Total Expenses		13,311.79	8,902.33
IV.	Profit/(Loss) before exceptional and extraordinary items and tax		1,054.11	491.30
V.	Exceptional Items/Prior Period Items		-	-
VI.	Profit/(Loss) before extraordinary items and tax		1,054.11	491.30
VII.	Extraordinary Items		-	-
VIII.	Profit/(Loss) before tax		1,054.11	491.30
IX.	Tax expense:			
	(I) Current tax		197.09	46.89
	(II) Deferred tax		(15.15)	66.95
	(III) Short/(Excess) provision of earlier year		-	-
X.	PROFIT/(LOSS) for the year ended		872.17	377.46
XI.	Earning per equity share:			
	(I) Basic (amount not in lakhs)		12.82	7.55
	(II) Diluted (amount not in lakhs)		12.82	7.55

Notes on Accounts & Significant Accounting Policies

The notes referred to above form an integral part of the Statement of Profit & Loss.

As per our Report of even date attached

For N B T and Co
Chartered Accountants
Firm Registration Number: 140489W

For & on Behalf of the Board of
M.V.K. Agro Food Product Limited

Ashutosh Biyani
Partner
M. No.: 165017
Place: Nanded
Date: 30/05/2024
UDIN – 24165017BKCYQF9900

Marotrao Vyankatrao Kawale
Managing Director
(DIN: 06421662)

Sagarbai Marotrao Kawale
Director
(DIN : 06519464)

Swapna Bansode Rajaram
Company Secretary

Sandip Marotrao Kawale
Chief Financial Officer

M.V.K. AGRO FOOD PRODUCT LIMITED
GUT NO. 44 & 46, KKUSUMNAGAR, WAGHALWADA, UMARI, NANDED, MAHARASHTRA, INDIA (431807)
CIN:U15316MH2018PLC304795
STANDALONE CONSOLIDATED FOR THE YEAR ENDED MARCH 31ST, 2024

(Amount in Lakhs, Unless Otherwise Stated)

Particulars	For the year ended		For the year ended	
	31/03/2024		31-03-2023	
A CASH FLOW FROM OPERATING ACTIVITIES				
Net Profit Before Tax		1,054.11		491.30
Adjustments for:				
Depreciation	310.66		227.24	
Interest & Finance Charges	1,215.92		942.59	
Interest on FD	(200.93)		(31.07)	
Dividend Income	(11.04)		(9.60)	
Provision of gratuity	8.22	1,322.82	6.13	1,135.29
Operating Profit before Working Capital Changes		2,376.94		1,626.59
Adjustments for:				
(Increase)/Decrease in Inventories	(2,802.51)		(2,638.88)	
(Increase)/Decrease in Trade Receivables	(133.68)		1.04	
(Increase)/Decrease in Short Term Loans & Advances	(2,003.50)		(9.88)	
(Increase)/Decrease in Other Current Assets	(753.22)		(5.57)	
(Increase)/Decrease in Long term loans and advances	(21.33)		(163.33)	
Increase/(Decrease) in Trade Payables	2,036.29		(966.49)	
Increase/(Decrease) in Other Current Liabilities	(1,743.39)		1,202.34	
Increase/(Decrease) in Short Term Provisions	161.25	(5,260.10)	28.70	(2,552.07)
Cash generated from Operations		(2,883.16)		(925.47)
Income Tax paid		(197.09)		(46.89)
Net Cash flow from Operating activities		(3,080.25)		(972.37)
B CASH FLOW FROM INVESTING ACTIVITIES				
Purchase of Fixed Assets	(1,140.10)		(761.62)	
(Increase)/Decrease in Non Current Investment	(820.75)		(470.42)	
Interest income	200.93		31.07	
Dividend Income	11.04		9.60	
Net Cash used in Investing activities		(1,748.88)		(1,191.37)
C CASH FLOW FROM FINANCING ACTIVITIES				
DIC subsidy & Other Subsidy Received	10.30			
Proceeds from issue of equity share in IPO	549.00			
Proceeds in Security Premium Account in IPO	6,039.00			
Less IPO Expense	(762.75)			
Proceeds from Long term Borrowings	(227.47)		634.24	
Proceeds from Short term Borrowings	5,818.75		2,520.54	
Interest paid	(1,215.92)		(942.59)	
Net Cash used in financing activities		10,210.92		2,212.20
Net increase in cash & Cash Equivalents		5,381.78		48.47
Cash and Cash equivalents at the beginning of the year		63.05		14.58
Cash and Cash equivalents at the end of the period/year		5,444.83		63.05

Notes :-

Particulars	For the year ended 31-Mar-24	For the year ended 31-03-2023
1 Component of Cash and Cash equivalents		
Cash on hand	32.02	0.20
Balance with Banks	162.80	62.84
Deposit Accounts	5,250.00	-

2

The Standalone Statement of Cash Flows has been prepared under the indirect method as set out in AS 3, Statement of Cash Flows.
As per our Report of even date attached

For N B T and Co
Chartered Accountants
Firm Registration Number: 140489W

For & on Behalf of the Board of
M.V.K. Agro Food Product Limited

Ashutosh Biyani
Partner
M. No.: 165017
Place: Nanded
Date: 30/05/2024
UDIN – 24165017BKCYQF9900

Marotrao Vyankatrao Kawale
Managing Director
(DIN: 06421662)

Sagarbai Marotrao Kawale
Director
(DIN : 06519464)

Swapna Bansode Rajaram
Company Secretary

Sandip Marotrao Kawale
Chief Financial Officer

FOR THE YEAR ENDED 31ST MARCH, 2024
NOTES FORMING PART OF THE STANDALONE FINANCIAL STATEMENTS

Note 2 - Share Capital

Note a - Authorised, Issued, Subscribed paid up

(Rs. In Lakhs)

Share Capital	As on		As on	
	31-Mar-24		31-Mar-23	
	No. of shares	Amount(Rs)	No. of shares	Amount(Rs)
Authorised				
Equity Shares of Rs.10/- each	1,70,00,000	1,700.00	50,00,000	500.00
Total	1,70,00,000	1,700.00	50,00,000	500.00
Issued,Subscribed and fully paid-up shares				
Equity Shares of Rs.10/- each	1,54,90,000	1,549.00	50,00,000	500.00
Total	1,54,90,000	1,549.00	50,00,000	500.00

2.1 Details of Share Holders holding shares more than 5% total paid up capital

Name of shareholder	As on 31-Mar-2024		As on 31-Mar-2023	
	No. of shares	% held	No. of shares	% held
	Maroti Venkoba Kawale	41,94,000	27.08%	22,74,000
Prayagbai Venkatrao Kawale	-	0.00%	9,91,000	19.82%
Kishanrao Venkatrao Kawale	2,01,000	1.30%	5,31,000	10.62%
Ganeshrao Venkatrao Kawale	2,01,000	1.30%	4,01,000	8.02%
Sandeep Maroti Kawale	2,01,000	1.30%	4,01,000	8.02%
Total	47,97,000	30.97%	45,98,000	91.96%

2.2 Shares held by promoters at period ended 31 March 2024

Promoter's name	As on 31-Mar-2024		
	No. of Shares	% of total	% change
Maroti Venkoba Kawale	4194000	83.88%	38.40%
Prayagbai Venkatrao Kawale	0	0.00%	-19.82%
Kishanrao Venkatrao Kawale	201000	4.02%	-6.60%
Ganeshrao Venkatrao Kawale	201000	4.02%	-4.00%
Sandip Marotrao Kawale	201000	4.02%	-4.00%
Sagarbai Maroti Kawale	1000	0.02%	-4.00%
Prameshwar Kishanrao Kawale	201000	4.02%	0.00%

2.3 Shares held by promoters at year ended 31 March 2023

Promoter's name	As on 31-Mar-2023		
	No. of Shares	% of total shares	% change during the year
Maroti Venkoba Kawale	2274000	45.48%	0.00%
Prayagbai Venkatrao Kawale	991000	19.82%	0.00%
Kishanrao Venkatrao Kawale	531000	10.62%	0.00%
Ganeshrao Venkatrao Kawale	401000	8.02%	0.00%
Sandip Marotrao Kawale	401000	8.02%	0.00%
Sagarbai Maroti Kawale	201000	4.02%	0.00%
Prameshwar Kishanrao Kawale	201000	4.02%	0.00%

2.4 Reconciliation of Outstanding Shares

Particulars	As on 31-Mar-2024		As on 31-Mar-2023	
	Number	Amount(Rs)	Number	Amount(Rs)
Shares outstanding at the beginning of the year	50,00,000	500.00	50,00,000	500.00
Add: Issue of Shares During the year				
Bonus Issue	50,00,000	500.00	-	-
Initial PublicOffer	54,90,000	549.00	-	-
Shares outstanding at the end of the year	50,00,000	500.00	50,00,000	500.00

2.5 Term/rights attached to equity shares

The Company has only one class of equity shares having value at par. Each share holder is entitled to one vote per share

2.6 During the year Bonus Issue of 50,00,000 Fully paid up Equity Shares of Face Value of Rs. 10/- each

Note 3 - Reserves and Surplus

Particulars	As on 31-Mar-24	As on 31-Mar-23
Securities Premium Account		
Balance as per the previous financial statements	-	-
Addition during the year	6,039.00	-
Less IPO Expense	762.75	-
Balance as per end of the year ended (A)	5,276.25	-
Reserve and Surplus		
Balance as per the previous financial statements	837.67	460.22
Add / Less: Profit / (Loss) for the year ended	872.17	377.46
Less Bonus issued during the year	-500.00	-
Add: DIC subsidy & Other Subsidy Received	10.30	
Balance as per end of the year ended (B)	1,220.14	837.67
Total (A + B)	6,496.40	837.67

Note 4 - Long Term Borrowings

Particulars	As on 31-Mar-24	As on 31-Mar-23
Secured Loans		
Term Loan from Bank	3,948.59	3,921.06
Unsecured Loans		
From Directors	127.91	-
From Related and others parties	257.23	640.14
Total	4,333.73	4,561.20

4.1 Term Loan has been sanctioned by HDFC Bank with security of Personal Guarantee of director and collateral owner, stock, book debts, fd of rs.450 lacs, stock under pledge facility, advances to farmers and transporters.

Collateral Security of Property situated at Industrial property gut No.42,42/1,43/1,43/3,44/1,44/1/2,44/1/3,44/1/4,44/2,44/4,waghalwada

4.2 45,46,46/1,46/2/1,48/1,48/1/1,48/2/1,48/2/3,49/1,50/1.50/1/1,51431807 UMRI

4.3 Balances of Unsecured Loans are subject to confirmations & reconciliation if any

Note 5 - Deferred Tax Assets/Liabilities (Net)

Particulars	As on 31-Mar-24	As on 31-Mar-23
Deferred Tax Liability		
- on difference in WDV of property, plant & equipment as per books and income tax	145.05	160.33
- others allowable Gratuity expenses under the provisions of income tax ac	-	-
	145.05	160.33
Deferred Tax Asset		
Tax Effect of item constituting deferred tax Assets	1.41	1.54
	1.41	1.54
Total	143.64	158.78

As a result of following of Accounting Standard (AS) 22 " Accounting for Taxes on Income" issued by the Institute of Chartered Accountants of India, no effect on current year profit

Note 6 - STATEMENT OF LONG TERM PROVISION

Particulars	As on 31-Mar-24	As on 31-Mar-23
Provision for Gratuity Payable	21.09	12.87
Total	21.09	12.87

Note 7 - Short Term Borrowings

Particulars	As on 31-Mar-24	As on 31-Mar-23
Secured Loan		
From Bank -Cash Credit	1,150.57	4,230.02
From Bank- Pledge Loan	4,138.22	
From bank - Adhoc Facility	4,725.12	
- Current maturities of long term borrowings	399.74	364.88
Total	10,413.65	4,594.90
The above amount includes:		
Secured Borrowings	-	8,515.96
Unsecured Borrowings	-	640.14

7.1 Security:

Bifurcation of Cash Credit from Banks	
Seasonal Cash Credit from HDFC Bank	1150.57
Cash Credit-Pledge from HDFC Bank	4138.22

Primary Security: Cash Credit has been sanctioned by HDFC Bank with security of Personal Guarantee of director and collateral owner, stock, book debts, fd of rs.450 lacs, stock under pledge facility, advances to farmers and transporters.

Collateral Security of Property situated at Industrial property gut No.42,42/1,43/1,43/3,44/1,44/1/2,44/1/3,44/1/4,44/2,44/4,waghalwada

45,46,46/1,46/2/1,48/1,48/1/1,48/2/1,48/2/3,49/1,50/1.50/1/1,51431807 UMRI

Note 8 - Trade payables

Particulars	As on 31-Mar-24	As on 31-Mar-23
Sundry Creditors for goods		
Total outstanding dues of micro enterprises and small enterprises; anc	139	437.20
Total outstanding dues of Creditors other than micro enterprises and small enterprise:	3,288.14	953.66
Total	3,427.14	1,390.86

8.1 Balances of Sundry Creditors for Supplies/Services and for Capital Goods are subject to confirmations & reconciliation, if an

The trade payables ageing schedule for the year March 31, 2024 is as follows

Particulars	Not due for Payments	Less than 1 year	1-2 year	2-3 year	More than 3 Year	Total
MSME	-	139.00	-	-	-	139.00
Others	-	3,288.14	-	-	-	3,288.14
Disputed dues - MSME	-	-	-	-	-	-
Disputed dues - Others	-	-	-	-	-	-

The trade payables ageing schedule for the year March 31, 2023 is as follows

Particulars	Not due for Payments	Less than 1 year	1-2 year	2-3 year	More than 3 Year	Total
MSME	-	437.20	-	-	-	437.20
Others	-	953.66	-	-	-	953.66
Disputed dues - MSME	-	-	-	-	-	-
Disputed dues - Others	-	-	-	-	-	-

Note 9 - Other Current Liabilities

Particulars	As on 31-Mar-24	As on 31-Mar-23
Advance From Customer	269.35	804.53
Amount received from farmers against cane seed issue	693.83	2,178.34
Interest Payable	138.12	-
Outstanding expense payable	204.15	122.91
Security Deposit	56.03	58.98
Sundry Creditors for expense	80.61	55.88
Other payable	23.92	-
Statutory Dues Payable	122.33	113.16
Welfare Fund	2.07	-
Total	1,590.41	3,333.79

9.1 Balances of Advances from customers are subject to confirmations & reconciliations, if any

Note10 - Short Term Provision

Particulars	As on 31-Mar-24	As on 31-Mar-23
Electricity Bill Payable	1.60	-
Income Tax payable	10.65	-
Provision for Gratuity payable	0.05	0.04
Provision for audit fees	42.45	26.25
Provision for income tax	187.60	55.55
TCS Payable & TDS Payable	0.73	-
Total	243.08	81.84

Note 12 - Non-Current Investment

Particulars	As on 31-Mar-2024		As on 31-Mar-2023	
	Quantity	Amount	Quantity	Amount
Investment in Equity Instruments (Unquoted)				
Buldana Urban Cooperative Credit Society		-		110.01
TJSB Bank Sahakari Bank Shares		0.10		0.10
Rupamata Multi S.Co.C.S.LTD Shares		5.00		5.00
Other Unquoted Investments				
Investment		441.86		
Fixed Deposit against loan/BG (more than 1 year)		988.71		499.82
Less Provision for Impairment on Investments		-		-
Total		1,435.68		614.93

Note 13 - Long Term Loans & Advances

Particulars	As on 31-Mar- Quantity	0.00 Amount
Security Deposits	21.33	
Capital Advances	163.33	163.33
Total	184.66	163.33

Note 14 - Inventories

Particulars	As on 31-Mar-Quantity	00-Jan-00 Amount
A. Raw Materials	15.25	-
B. Finished Goods		
Sugar Inventory	5,937.41	5,721.80
Bagasse	599.40	372.92
Pressmud	457.73	24.67
Molasses Stock	336.72	1.52
Ash Stock	89.36	-
Vermicompost	172.13	-
Finished Goods	248.06	-
C. Stock-in-trade		
Jaggery Inventory	397.79	-
D. Stores & Spares	1,803.65	1,137.21
E. Packing Material	3.13	-
Total	10,060.63	7,258.12

14.1 Closing Stock is taken as valued and certified by the management

14.2 Inventories are valued at cost or net realisable value whichever is lower

Note 15 - Trade Receivables

Particulars	As on 31-Mar-Quantity	00-Jan-00 Amount
Unsecured, considered good:		
-Considered good		
Due for a period exceeding six months	-	-
Others	134.86	1.18
Less :		
Provision for doubtful debts	-	-
Total	134.86	1.18

15.1 Balances of Trade Receivables are subject to confirmations & reconciliations, if any

The trade receivables ageing schedule for the year March 31, 2024 is as follows

Particulars	Less than 6 months	6 Month to 1 year	1-2 years	2-3 years	More than 3 Years	Total
(i) Undisputed trade receivables – considered good	134.86	-	-	-	-	134.86
(ii) Undisputed trade receivables – considered doubtful	-	-	-	-	-	-
(iii) Disputed trade receivables considered good	-	-	-	-	-	-
(iv) Disputed trade receivables considered doubtful	-	-	-	-	-	-

The trade receivables ageing schedule for the year March 31, 2023 is as follows

Particulars	Less than 6 months	6 Month to 1 year	1-2 years	2-3 years	More than 3 Years	Total
(i) Undisputed trade receivables – considered good	1.18	-	-	-	-	1.18
(ii) Undisputed trade receivables – considered doubtful	-	-	-	-	-	-
(iii) Disputed trade receivables considered good	-	-	-	-	-	-
(iv) Disputed trade receivables considered doubtful	-	-	-	-	-	-

Note 16 - Cash and Cash Equivalents

Particulars	As on 31-Mar-Quantity	00-Jan-00 Amount
Cash and Cash Equivalents		
Cash on hand (As Certified by Management)	32.02	0.20
Bank Balances		
- In Current Accounts	162.80	62.84
- In Deposit Accounts	5,250.00	-
Total	5,444.82	63.05

16.1 Balances with bank are subject to confirmations & reconciliations, if any.

Note 17 - Short-Term loans and Advances

Particulars	As on 31-Mar-Quantity	00-Jan-00 Amount
Advances to Supplier	1,660.81	690.32
Business Advance	-	10.24
Contractor Advance	-	10.48
Staff Advance	76.74	-
Other Advances	976.99	-
Total	2,714.54	711.04

17.1 Balances of Advances paid to Suppliers/Services are subject to confirmations & reconciliations, if any.

17.2 As explained by the management advances paid to suppliers/services is in normal course of business which will be cleared in the normal operating cycle of the Company.

Note 18- Other Current Assets

Particulars	As on 31-Mar-Quantity	00-Jan-00 Amount
Balance With Revenue Authority	287.16	13.25
Deposit	218.07	-
Interest Receivable	13.73	-
Other Current Assets	228.64	-
Prepaid Expenses	18.88	-
Total	766.47	13.25

Note 19 - Revenue from Operations

Particulars	As on 31-Mar-Quantity	00-Jan-00 Amount
Sales of products	14,143.67	9,327.65
Total	14,143.67	9,327.65
Domestic Sales		
Domestic Tax Free Sales	1,478.70	-
Domestic Taxable Sales	206.49	-
Sugar	6,943.05	2,750.46
Jaggacry Powder	3,133.74	-
Raw Sugar	-	2,663.99
Bagase	60.30	87.10
Pressmud	1.00	3.96
Ash	2.97	1.38
Molasses	1,060.07	1,812.43
Cane Seed	1,257.36	2,004.18
Scrap Sale	-	4.15
Total	14,143.67	9,327.65

Note 20 - Other Income

Particulars	As on 31-Mar-Quantity	00-Jan-00 Amount
Bullock Cart Rent	1.79	2.44
Burnt Cane	-	21.49
Dividend Received	11.04	9.60
Interest Income	200.93	31.07
Miscellaneous Income	1.11	0.69
Other Sale Income	0.59	-
Rent Received	0.42	0.69
VPK-CA-68 (Other Income Outlet Sindhi)	6.36	-
Total	222.23	65.98

20.1 Other income is recognised on accrual basis except Dividend

Note 21 - Cost of Raw Material Consumed

Particulars	As on 31-Mar-Quantity	00-Jan-00 Amount
Opening Stock- A		
Stock of raw material, packing material and consumables at the beginning of the yea	52.81	-
Purchases of Raw Material- B		
Cane Purchase	6,887.54	6,053.68
Molasses Purchase	174.73	695.99
Packing Material	54.29	93.61
Direct Expenses- C		
Cane Developement Expenses	3.06	-
Cane Supply Expenses	1.71	-
Harvesting Expenses	740.48	710.14
Transporting Expenses	853.34	1,005.10
H& T Labour Transportation Expenses	18.99	21.82
Cane H & T Commision Expenses	356.71	331.12
Bullockcart & Tyre Repairing Expenses	3.20	4.50
Cane Seed Plot Expenses	0.83	3.71
Closing Stock- D		
Stock of raw material, packing material and consumables at the end of the yea	18.38	-
Total (A+B+C-D)	9,129.29	8,919.68

Note 22 - Purchase of Stock in Trade

Particulars	As on 31-Mar-Quantity	00-Jan-00 Amount
Purchahse of Stock in Trade	2,889.28	-
Total	2,889.28	-

Note 23 - Other Manufacturing Expenses

Particulars	As on 31-Mar-Quantity	00-Jan-00 Amount
Water Expense	38.14	84.92
Power & Fuel Expenses	70.11	75.32
Repairs & Maintenance of Factory	261.95	261.71
Freight & Transportaion	47.35	53.43
Total	417.54	475.38

Note 24 - Chages in Inventories of Finished Goods ,Work in progress and Stock in Trade

Particulars	As on 31-Mar-Quantity	00-Jan-00 Amount
Inventories at the end of the year		
Finished Goods	248.05159	
Sugar	5,937.41	5,721.80
Bagasse	599.40	372.92
Molasses	336.72	1.52
Pressmud	457.73	24.67
Ash Stock	89.36	-
Vermicompost	172.13	-
Stock-in-trade		
Jaggacry	397.79	-
Inventories at the beginning of the year		
Finished Goods	120.25	
Sugar	5,721.80	3,282.63
Bagasse	372.92	63.70
Molasses	1.52	88.08
Pressmud	24.67	19.27
Stock-in-trade		
Jaggacry	-	-
(Increase)/Decrease in Inventory	(1,997.44)	(2,667.23)

Note 25 - Employee Benefit Expenses

Particulars	As on 31-Mar-Quantity	00-Jan-00 Amount
a) Salaries and bonus		
To others	624.78	611.54
To related parties	23.13	3.75
b) Gratuity Expenses	8.23	6.13
c) Other employee benefit expenses	2.91	3.47
d) Contribution to various funds	29.38	23.96
Total	688.42	648.85

Note 26 Finance Cost

Particulars	As on 31-Mar-Quantity	00-Jan-00 Amount
Interest Expenses	1,213.71	895.20
Other Borrowing cost	2.21	47.38
Total	1,215.92	942.59

Note 27 - Other Expenses

Particulars	As on 31-Mar-Quantity	00-Jan-00 Amount
Agril Staff Travelling Expenses	8.02	9.57
Audit Fees	12.50	8.75
Caneyard Cleaning Expenses	9.29	13.58
CM Relief Fund	10.63	13.12
Donation Expenses	-	10.50
Gopinath Munde H&T Labour Fund Exp.	8.52	8.52
Insurance	9.91	10.40
Other Manufacturing Expenses	36.63	27.91
Meeting & Caremony Expenses	79.80	2.85
Miscellaneous Expenses	41.89	36.17
Nursery Expenses	163.87	36.26
Power & Fuel Expenses	70.86	35.17
Printing & Stationery	5.41	8.86
Process & Chemical Expenses	93.04	101.21
Profession Fees	24.19	11.20
Rent, Rates & Taxes	6.43	11.58
Transportation Charges	65.86	-
Vehicle Hire Charges	11.26	10.18
Total	658.12	355.82

Note 27.1 - Payment to Auditors as:

Particulars	As on 31-Mar-Quantity	0.00 Amount
Payment to auditors		
- Audit fees	13.75	8.75
Total	13.75	8.75

Note 28 As per Accounting Standard 18 " Related Party Disclosures", issued by the Institute of Chartered Accountants of India, the disclosures of transactions with the Related Parties as defined in the Accounting Statndard are given below

28.1 Name of the Party	Relationship
V.P.K.Agro Food Product Private Limited	Sister Companies
Dr Shankarrao Chavan Jaggery And AgroProduct Private Limited	Sister Companies
Sai Krupa Dairy Private Limitec	Sister Companies
Sandip Tractors	Sister Companies
Shiv Venkateshwara Krishi Seva Kendr	Sister Companies
Sandip M Kawale	CFO
Sagarbai M. Kawale	Director
Ganeshrao V. Kawale	Director
Kishanrao V. Kawale	Director
Marotrao V. Kawale	Managing Director
Brijesh Sharma	Independent Director
Inayat Khan	Independent Director
Shubham Jakotiya	Independent Director

28.2 Related Party Transaction:

Particulars	As at	As at
	31-Mar-24	31-Mar-23
Unsecured Loans taken during the period		
Sandip Tractors	8.03	26.30
VPK Agro Food Product Pvt. Ltd.	170.94	1978.82
Dr. Shankarrao Chavan Jaggery & Agro Product Pvt. Ltd	649.70	1229.89
Sai Krupa Dairy & Food Products Private Limitec	-	2248.00
Unsecured Loans Repaid during the period		
Sandip Tractors	8.94	97.45
VPK Agro Food Product Pvt. Ltd.	114.04	2076.95
Dr. Shankarrao Chavan Jaggery & Agro Product Pvt. Ltd	697.53	611.69
Sai Krupa Dairy & Food Products Private Limitec	-	51.36
Purchases during the period		
V.P.K.Agro Food Product Private Limited	-	18.15
Dr Shankarrao Chavan Jaggery And AgroProduct Private Limited	2033.74	1156.37
Sai Krupa Dairy & Food Products Private Limitec	1406.06	92.68
Sales during the period		
V.P.K.Agro Food Product Private Limited	36.53	8.37
Dr Shankarrao Chavan Jaggery And AgroProduct Private Limited	1.45	6.42
Remuneration during the period		
Sandip M Kawale	15.00	3.75
Marotrao V.Kawale	7.50	-
Brijesh Sharma	0.21	-
Inayat Khan	0.21	-
Shubham Jakotiya	0.21	-
Balances of Sundry Creditors at period/year ended		
Sai Krupa Dairy & Food Products Private Limited- Creditor:	1413.39	14.61
Having Debit Balances		
V.P.K.Agro Food Product Private Limited	-	23.65
Sandip Tractors	179.58	183.50
Having Credit Balances		
Dr Shankarrao Chavan Jaggery And AgroProduct Private Limited	-	306.37
Sai Krupa Dairy & Food Products Private Limited	1413.39	2116.83
Sandip M. Kawale	-	1.85
Sagarbai M. Kawale	49.05	20.52
Ganeshrao V. Kawale	42.92	4.67
Kishanrao V. Kawale	23.70	5.42
Marotrao V. Kawale	78.85	13.02

28.3 Segment Reporting

(i) Business Segment

The Company activities / operations are confined to India and as such there is only one business segment. Accordingly, the figures appearing in these financial statements relate to the Company's single business segment.

(ii) Geographical Segment

The Company activities / operations are confined to India and as such there is only one geographical segment. Accordingly, the figures appearing in these financial statements relate to the Company's single geographical segment.

Note 29**EMPLOYEE BENEFITS****I. Defined contribution plans**

The Company has classified the various benefits provided to employees as under:

- a. Employee Provident Fund

The expense recognised during the year / period towards defined contribution plan -

Particulars	For the year ended	
	31-Mar-24	31-Mar-23
Employers Contribution to Employee Provident Fund	29.38	23.96

II. Defined benefit plans

Gratuity

The Company should provide for gratuity for employees in India as per the Payment of Gratuity Act, 1972. Employees who are in continuous service for a period of 5 years are eligible for gratuity. The amount of gratuity payable on retirement/ termination is the employees last drawn basic salary per month computed proportionately for 15 days salary multiplied for the number of years of service, subject to a payment ceiling of INR 20,00,000/-.

Based on the actuarial valuation obtained in this respect, the following table sets out the details of the employee benefit obligation as at balance sheet date:

(Amount in Lakhs, Unless Otherwise Stated)

Particulars	For the year ended	
	31-Mar-24 Gratuity (Unfunded)	31-Mar-23 Gratuity (Unfunded)
I Expenses recognised in statement of profit and loss during the year / Period:		
Current service cost	7.01	5.70
Past service cost	-	-
Expected return on plan assets	-	-
Net interest cost / (income) on the net defined benefit liability / (asset)	0.97	0.51
Net actuarial loss/ (gain)	0.25	(0.08)
Loss (gain) on curtailments	-	-
Total expenses included in Employee benefit expenses	8.23	6.13
II Net asset /(liability) recognised as at balance sheet date:		
Present value of defined benefit obligation	(21.14)	(12.91)
Fair value of plan assets	-	-
Funded status [surplus/(deficit)]	(21.14)	(12.91)
III Movements in present value of defined benefit obligation		
Present value of defined benefit obligation at the beginning of the year	12.91	6.78
Current service cost	7.01	5.70
Past service cost	-	-
Interest cost	0.97	0.51
Actuarial (gains) / loss	0.25	-0.08
Benefits paid	-	-
Present value of defined benefit obligation at the end of the year	21.14	12.91
Classification		
Current liability	0.05	0.04
Non-current liability	21.09	12.87

V Sensitivity analysis method

Significant actuarial assumptions for the determination of the defined benefit obligation are discount rate and expected salary increase rate. Effect of change in mortality rate is negligible. Please note that the sensitivity analysis presented below may not be representative of the actual change in the defined benefit obligation as it is unlikely that the change in assumption would occur in isolation of one another as some of the assumptions may be correlated.

Particulars	For the year ended 31-Mar-24	For the year ended 31-Mar-23
Increase / (decrease) on present value of defined benefit obligation at the end of the year	21,11,156 @ Salary Increase Rate : 5%, and discount rate :7.25%	12,91,192 @ Salary Increase Rate : 5%, and discount rate :7.5%
(i) +1% increase in discount rate	19,42,988; x=1.00% [Change (8)%]	11,90,283; x=1.00% [Change (8)%]
(ii) -1% decrease in discount rate	23,06,247; x=1.00% [Change 9%]	14,08,035; x=1.00% [Change 9%]
(iii) +1% increase in rate of salary increase	23,08,561; x=1.00% [Change 9%]	14,09,805; x=1.00% [Change 9%]
(iv) -1% decrease in rate of salary increase	19,38,254; x=1.00% [Change (8)%]	11,87,120; x=1.00% [Change (8)%]
(v) +1% increase in rate of withdrawal rate increase	21,02,258; x=1.00% [Change (1)%]	12,76,784; x=1.00% [Change (1)%]
(vi) +1% decrease in rate of withdrawal rate	21,14,971; x=1.00% [Change 1%]	13,02,069; x=1.00% [Change 1%]

VII Actuarial assumptions:

Particulars	As at	
	31-Mar-24	31-Mar-23
Expected Return on Plan Assets	-	-
Discount rate	7.50 % per annum	7.50 % per annum
Expected rate of salary increase	5 % per annum	5 % per annum
Mortality Rate During Employment	IALM 2012-14	IALM 2012-14
Retirement age	60 years	60 years

Notes:

- a. The rate used to discount post-employment benefit obligations is determined by reference to market yields at the end of the reporting period on government bonds.
- b. The estimates of future salary increases considered in the actuarial valuation take account of inflation, seniority, promotion and other relevant factors, such as supply and demand in the employment market.

M.V.K. AGRO FOOD PRODUCT LIMITED
FOR THE YEAR ENDED 31ST MARCH, 2024
NOTES FORMING PART OF THE STANDALONE FINANCIAL STATEMENTS

Note 11 - Property, Plant and Equipment (PPE) & Intangible assets
As at March 31, 2024

Description	Gross Carrying Amount			Accumulated Depreciation			Net Carrying Amount		
	As on April 1, 2023	Additions for the year	Deductions during the year	As on March 31, 2024	As on April 1, 2023	Depreciation for the year	Deductions during the year	As on March 31, 2024	As on March 31, 2023
A									
Property, plant & equipment									
Land	1,689.72	-	-	1,689.72	-	-	-	1,689.72	1,689.72
Buildings	2,428.15	231.20	-	2,659.34	125.89	57.44	-	2,476.02	2,302.26
Plant and Equipment	2,657.31	475.51	-	3,132.82	289.90	203.72	-	2,639.20	2,367.41
Computer	6.09	1.28	-	7.37	5.42	0.36	-	1.60	0.67
Furniture and fixtures	317.17	4.57	-	321.74	30.20	7.10	-	284.44	286.97
PRE Operative Expense		77.63	-	77.63	-	-	-	77.63	0.00
B									
Intangible assets									
Goodwill	-	45.80	-	45.80	-	-	-	45.80	-
Total (A)	7,098.44	835.98	-	7,934.42	451.40	268.61	-	7,214.41	6,647.04

As at March 31, 2023

Description	Gross Carrying Amount			Accumulated Depreciation			Net Carrying Amount		
	As on April 1, 2022	Additions for the year	Deductions during the year	As on March 31, 2023	As on April 1, 2022	Depreciation for the year	Deductions during the year	As on March 31, 2023	As on March 31, 2022
A									
Property, plant & equipment									
Land	1,744.97	9.87	65.11	1,689.72	-	-	-	1,689.72	1,744.97
Buildings	2,272.75	155.40	-	2,428.15	70.21	55.67	-	2,302.26	2,202.54
Plant and Equipment	2,255.31	402.00	-	2,657.31	139.27	150.63	-	2,367.41	2,116.04
Other Fixed Assets	26.81	240.04	-	266.85	4.32	11.00	-	251.53	22.49
Computer	6.09	-	-	6.09	4.27	1.15	-	0.67	1.82
Furniture and fixtures	30.90	19.42	-	50.32	6.10	8.79	-	35.43	24.80
Total (A)	6,336.82	826.73	65.11	7,098.44	224.16	227.24	-	6,647.04	6,112.66

M.V.K. AGRO FOOD PRODUCT LIMITED
FOR THE YEAR ENDED 31ST MARCH, 2024
NOTES FORMING PART OF THE STANDALONE FINANCIAL STATEMENTS (CONTINUED)
(Currency: Indian Rupees)

ADDITIONAL REGULATORY INFORMATION REQUIRED BY SCHEDULE III TO THE COMPANIES ACT , 2013

30 Registration of charges or satisfaction with Registrar of Companies (ROC)

All charges or satisfaction are registered with ROC within the statutory period for the period ended 31st March 2024 and 31 March 2023. No charges or satisfactions are yet to be registered with ROC beyond the statutory period.

31 Event after reporting date

There have been no events after the reporting date.

32 Compliance with number of layers of companies

The Company has complied with the number of layers prescribed under clause (87) of section 2 of the Act read with Companies (Restriction on number of Layers) Rules, 2017 for the period ended 31 March 2024 and 31 March 2023.

33 Utilisation of Borrowed funds and share premium

No funds have been advanced or loaned or invested (either from borrowed funds or share premium or any other sources or kind of funds) by the Company to or in any other persons or entities, including foreign entities ("Intermediaries") with the understanding, whether recorded in writing or otherwise, that the Intermediary shall lend or invest in party identified by or on behalf of the Company (Ultimate Beneficiaries). The Company has also not received any fund from any parties (Funding Party) with the understanding that the Company shall whether, directly or indirectly lend or invest in other persons or entities identified by or on behalf of the Funding Party ("Ultimate Beneficiaries") or provide any guarantee, security or the like on behalf of the Ultimate Beneficiaries.

34 Compliance with approved Scheme(s) of Arrangements

There is no any scheme of Arrangement or Amalgamation initiated or approved by the Board of Directors and / or Shareholders of the Company or competent authority during the period ended 31 March 2024 and 31 March 2023 or in earlier years.

35 Undisclosed income

There are no transactions which have not been recorded in the books of accounts.

36 Title deeds of Immovable Properties not held in name of the Company

Title deeds of Immovable property are held in the name of Company during the period ended 31 March 2024 and 31 March 2023.

37 Details of Crypto Currency or Virtual Currency

The Company has not traded or invested in Crypto currency or Virtual currency during the current or preceding financial year.

38 Details of Benami Property Held

No proceedings have been initiated during the financial year or pending as at the end of the financial year against the Company for holding any benami property under the Benami Transactions (Prohibition) Act, 1988 (45 of 1988) and rules made thereunder.

39 Wilful Defaulter

The Company has not been declared as a wilful defaulter by any bank or financial institution or other lender in the current or preceding financial year.

40 Relationship with Struck off Companies

The Company have not entered into any transaction during the current period or previous financial year with the companies whose names have been struck off under section 248 of Companies Act, 2013 or section 560 of Companies Act, 1956 and there is no outstanding receivable from / payable to such companies as at the end of period.

41 The financial statements are approved for issue by the Board of Directors on 30th May 2024.

42 The previous year's figures have been recast / regrouped / rearranged wherever considered necessary.

43 There are Loans or Advances in the nature of loans granted to promoters, directors, KMPs and the related parties (as defined under Companies Act, 2013,) that are:

- (a) repayable on demand or
(b) without specifying any terms or period of repayment

(Rs. In Lakhs)

Type of Borrower	Amount of loan or advance in the nature of loan outstanding	Percentage to the total Loan and Advances in the nature of loans
Promoters	Nil	Nil
Directors	Nil	Nil
KMP's	Nil	Nil
Related Parties	Nil	Nil

44 Balance of Debtors & Creditors & Loans & advances Taken & giving are subject to confirmation and subject to consequential adjustments, if any. Debtors & creditors balance has been shown separately and the advances received and paid from/to the parties is shown as advance from customer and advance to suppliers.

45 The said provisions of Corporate Social Responsibility under section 135 of Companies Act, 2013 are applicable to the company.

M.V.K. AGRO FOOD PRODUCT LIMITED
FOR THE YEAR ENDED 31ST MARCH, 2024
NOTES FORMING PART OF THE STANDALONE FINANCIAL STATEMENTS (CONTINUED)

ADDITIONAL REGULATORY INFORMATION REQUIRED BY SCHEDULE III TO THE COMPANIES ACT , 2013

Note 46 As at 31st March 2024

Name of the entity in	Net Assets i.e., total assets minus total liabilities		Share in profit or loss		Amount
	As % of Consolidated net assets	Amount	As % of Consolidated profit or loss	Amount	
1	2	3	4	5	
Parent					
M.V.K. Agro Food Product Limited	98.49%	7,879.01	82.10%		716.08
Subsidiaries Indian					
Sai Krupa Dairy & Food Products Private Limited	5.96%	476.39	17.90%		156.09
Inter - Company Elimination & Consolidated Adjustment	-4.45%	(355.80)	-		-
Total	100.00%	7,999.60	100.00%		872.17

(Rs in lakhs)

M.V. K. AGRO FOOD PRODUCT LIMITED
FOR THE YEAR ENDED 31ST MARCH 2024
NOTES FORMING PART OF THE STANDALONE FINANCIAL STATEMENTS

Note 47 Disclosure of Ratios:

The following are analytical ratios for the year ended 31.03.2024 and 31.03.2023 along with variances, disclosed as required in terms of the Schedule III to the Companies Act, 2013, as amended

(₹ in lakhs)

Sl.No.	Particulars	Numerator		Denominator		Ratios		Variance	Reason for Variance
		2023-2024	2022-2023	Particulars	2023-2024	2022-2023	2023-2024		
a)	Current Ratio	Current Assets / Current Liability	19,121.33	8,046.64	Current Liabilities	15,674.29	9,401.39	0.36	Increase in both Current assets and Current liability as compared to previous year
b)	Debt-Equity Ratio	Total Outside Liabilities / Shareholders Equity	14,747.38	9,156.10	Shareholders' Fund	8,045.40	1,337.67	-5.01	Increase in both Debt and Equity as compared to previous year
c)	Debt Service Coverage Ratio	Earning available for Debt Service / (Interest + Installment)	2,398.75	1,547.29	Debt Service	15,963.30	10,098.69	0.00	Nil
d)	Return on Equity Ratio	PAT / Equity Shareholders Fund	872.17	377.46	Shareholders' Fund	1,549.00	500.00	-0.19	Increase in both PAT and Equity as compared to previous year
e)	Inventory Turnover Ratio	Cost of Goods Sold / Average Inventory	14,143.67	9,327.65	Average Inventory	8,659.38	6,025.21	0.09	Increase in both COGS and Average Inventory as compared to previous year
f)	Trade receivables Turnover Ratio	Total Sale / Average Trade Receivable	14,143.67	9,327.65	Average Trade Receivable	68.02	49.34	18.87	Increase in both COGS and Average Inventory as compared to previous year
g)	Trade Payables Turnover Ratio	Total Purchase / Average Trade Payable	10,005.84	6,843.29	Average Trade Payable	2,409.00	1,903.19	0.56	Increase in both Total Purchase and Average Trade Payables as compared to previous year
h)	Net capital Turnover Ratio	Sale / Working Capital	14,143.67	9,327.65	Working Capital	3,447.04	-1,354.75	10.99	Increase in Working Capital as compared to previous year
i)	Net Profit Ratio	Net Profit / Sales	872.17	377.46	Turnover	14,143.67	9,327.65	0.02	Nil
j)	Return on Capital Employed	EBIT / Capital Employed	2,270.03	1,433.88	Capital Employed	22,792.78	10,493.77	-0.04	Increase in Capital Employed as compared to previous year
k)	Return on Investment	PAT / Cost of Investments	872.17	377.46	Cost of Investments	28,218.14	15,471.93	0.01	Nil

Note:
The formulas are as per Guidance Note on Division I – Non Ind AS Schedule III to the Companies Act, 2013 and Financial Management Study Module.